

SkyBar
High Bay LED luminaire

Metalux



EATON

Powering Business Worldwide

SkyBar High Bay LED luminaire

The **SkyBar™** reimagines high bay and low bay lighting with distinctive aesthetics, industry-first uplight and exceptional optical performance. Multiple lumen packages and distributions provide design freedom for a wide variety of lighting applications. With patented WaveStream™ technology, SkyBar high bay luminaires deliver a stylish LED alternative to traditional fluorescent lighting in both commercial, retail and industrial environments.

Available in single, double, or quad blade configurations


Lumen packages up to 36K lumens

High-performance efficacy up to 148 lm/W

LEDs available in 3500K, 4000K and 5000K at 80 CRI

Rated for -20c to 40c ambient

Occupancy and daylight sensor for added savings



WaveStream™ LED

Taking Control of Light.

SkyBar Single Low Bay LED luminaire



Performance
Multiple lumen packages available: 4 ft.: 3,000, 4,000, 5,000, 6,000, 7,000 and 8,000 lumens 8 ft.: 6,000, 8,000, 10,000, 12,000, 14,000 and 16,000 lumens
High-performance efficacy up to 148 lm/W
Three Correlated Color Temperatures (3500K, 4000K and 5000K) at typical 80 CRI
Standard uplight
Five-year warranty

Options
Narrow and wide distributions
Universal (120V-277V) or 347/480V
Emergency – 7 watt and 14 watt options
Optional reflector shield for downlight only

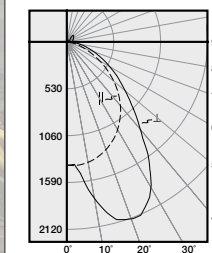
Controls
SkyBar luminaires include (0-10V) dimming drivers for control using wall dimmers (10% - 100%), daylighting sensors and Room Controllers from Eaton.
SkyBar luminaires are available with native DALI drivers for complete digital energy management using Fifth Light addressable lighting controls.

SkyBar Single
Ambient temperature 25°C
TM-21 lumen maintenance (60,000 hours) > 91%
Theoretical L70 (Hours) > 268,000

Certification data
LED modules comply with IENSA-LM-79 and LM-80 standards
cULus - Damp location
CSA
RoHS Compliant
DesignLights Consortium® Qualified
NOM Compliant

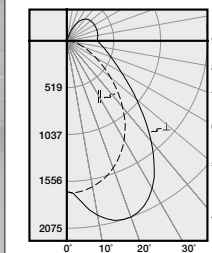
Photometrics

SkyBar - Single blade, 5,000 lumens, narrow



Electronic Driver
Linear LED 3500K
Spacing criterion:
(H) 1.19 x mtg height,
(L) 1.53 x mtg height
Lumens = 5038
Input Watts = 38W
Efficacy = 132.6 lm/W
Test: 4SKB1-LD5-5-N-UNV-L835-CD1-U.IES

SkyBar - Single blade, 7,000 lumens, wide



Electronic Driver
Linear LED 4000K
Spacing criterion:
(H) 1.14 x mtg height,
(L) 1.48 x mtg height
Lumens = 6953
Input Watts = 52.7W
Efficacy = 131.9 lm/W
Test: 4SKB1-LD5-7-W-UNV-L840-CD1-U.IES



SkyBar High Bay LED luminaire



Performance
Multiple lumen packages available. Two-blade: 9,000, 12,000, 15,000 and 18,000 lumens Four-blade: 18,000, 24,000, 30,000 and 36,000 lumens
High-performance efficacy in excess of 135 lm/W
Three Correlated Color Temperatures (3500K, 4000K and 5000K) at typical 80 CRI
Uplight in excess of 10%
Five-year warranty

Options
Two-blade (17-1/2" x 50-11/32") and four-blade (22-1/2" x 50-11/32") configurations
Multiple distributions with field-adjustable blades
Universal (120V-277V) or 347/480V
Emergency – 7 watt and 14 watt options

Controls
SkyBar luminaires include (0-10V) dimming drivers for control using wall dimmers (10% - 100%), daylighting sensors and Room Controllers from Eaton.
SkyBar luminaires are available with native DALI drivers for complete digital energy management using Fifth Light addressable lighting controls.

SkyBar 4-blade, 19,000 lm
Ambient Temperature 25°C
TM-21 Lumen Maintenance (60,000 hours) > 91%
Theoretical L70 (Hours) > 269,700

Certification data
LED modules comply with IENSA-LM-79 and LM-80 standards
cULus - Damp Location
CSA
RoHS Compliant
DesignLights Consortium® Qualified
NOM Compliant



Photometrics

SkyBar - Four-blade, 26,000 lumens, narrow

Electronic driver
Linear LED 4000K
Spacing criterion:
(II) 1.17 x mtg height,
(L) 1.56 x mtg height
Lumens = 26558
Input watts = 206W
Efficacy = 128.8 lm/W
Test: SKB4-LD5-24-N-UNV-L840-CD4-U.IES

SkyBar - Four-blade, 24,000 lumens, wide

Electronic driver
Linear LED 4000K
Spacing criterion:
(II) 1.16 x mtg height,
(L) 1.49 x mtg height
Lumens = 24568
Input watts = 206.2W
Efficacy = 119.1 lm/W
Test: SKB4-LD5-24-W-UNV-L840-CD4-U.IES

Application versatility

SkyBar fixture blades can be independently positioned vertically or horizontally, as well as inward or outward facing at 20 degree angles to create many different combinations and unique distributions. The result is a vast array of custom configurations which maximize illumination control and performance. The versatility of the SkyBar Series makes it ideal for high bay and low bay applications that require a lighting fixture that delivers up light, a unique aesthetic and superior optical performance.

Blade adjustment options (Two and four blade only)

- Vertical ↓
- 20° tilt in or out ↖ ↗
- Horizontal ↔

Field adjustable blades offer:

- Unique distributions
- Increased uplight
- Customizable fixture performance


Application	Uplight	Aesthetics	Optical performance
Warehouse	✓		✓
Distribution centers	✓		✓
Showrooms	✓	✓	✓
Atriums	✓	✓	✓
Convention centers	✓	✓	✓
Big box	✓	✓	✓
Grocery stores	✓	✓	✓
Auditoriums	✓		✓

Adjustment options:

Wide optical pattern
(with blades adjusted out 20°)



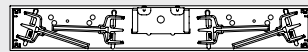
Narrow optical pattern
(with inner blades horizontal)



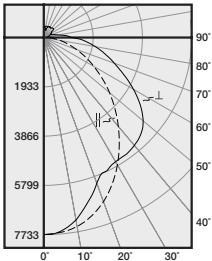
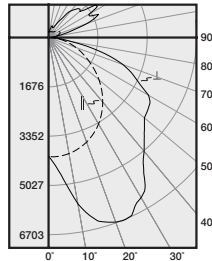
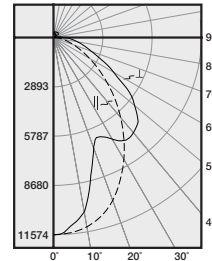
Narrow optical pattern
(with blades adjusted out 20°)



Shipping state



Blades rotate up and lock into position for protection during shipment

SKB4-LD5-24-W-UNV-L840-CD4-U	SKB4-LD5-24-N-UNV-L840-CD4-U	SKB4-LD5-24-N-UNV-L840-CD4-U
<p>Wide distribution – all blades tilted out 20°</p>  <p>Electronic driver Linear LED 4000K Spacing criterion: (II) 1.12 x mtg height, (L) 1.07 x mtg height Lumens = 24517 Input watts = 206 Efficacy = 118.9 lm/W Test: SKB4-LD5-24-W-UNV-L840-CD4-U.IES</p>	<p>Narrow distribution – outer blades vertical, inner blades horizontal</p>  <p>Electronic driver Linear LED 4000K Spacing criterion: (II) 1.24 x mtg height, (L) 1.79 x mtg height Lumens = 22877 Input watts = 206 Efficacy = 110.9 lm/W Test: SKB4-LD5-24-N-UNV-L840-CD4-U.IES</p>	<p>Narrow distribution – all blades tilted out 20°</p>  <p>Electronic driver Linear LED 4000K Spacing criterion: (II) 1.08 x mtg height, (L) 0.71 x mtg height Lumens = 26358 Input watts = 206 Efficacy = 127.8 lm/W Test: SKB4-LD5-24-N-UNV-L840-CD4-U.IES</p>





Metalux LED controls compatibility



Analog dimming on-board

- Standard feature
- Works with 0-10V dimmers and sensors
- Integrated sensor system compatible

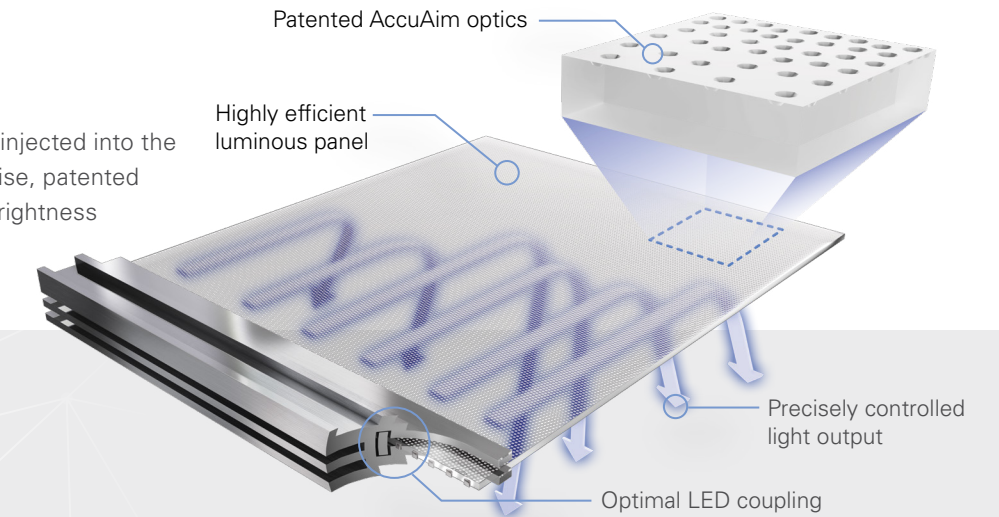
Digital dimming on-board

- Fully addressable with Fifth Light systems
- Digital, 2-wire bus and controls

Platform provides flexible control solutions

WaveStream™ LED
Taking Control of Light.

A patented optical coupling process maximizes the amount of light injected into the WaveStream panel, dramatically improving efficiency. Laser precise, patented AccuAim optics arranged in exacting patterns provide unrivaled brightness control while delivering optimal distributions tailored to each fixture and application.



Lighting Product Lines

Halo
Halo Commercial
Portfolio
Iris
RSA
Metalux
Corelite
Neo-Ray
Fail-Safe
MWS
Ametrix
Shaper
io
Lumark
McGraw-Edison
Invue
Ephesus
Lumière
Streetworks
AtLite
Sure-Lites

Controls Product Lines

Greengate
iLumin
Zero 88
Fifth Light Technology
iLight (International Only)

Connected Lighting Systems

LumaWatt Pro
WaveLinx
Distributed Low-Voltage Power
ConnectWorks



Eaton
1121 Highway 74 South
Peachtree City, GA 30269
P: 770-486-4800
www.eaton.com/lighting

Canada Sales
5925 McLaughlin Road
Mississauga, Ontario L5R 1B8
P: 905-501-3000
F: 905-501-3172

© 2018 Eaton
All Rights Reserved
Printed in USA
Publication No. BR507001EN
August 9, 2018 2:43 PM

Eaton is a registered trademark.
All other trademarks are property
of their respective owners.
Product availability, specifications,
and compliances are subject to
change without notice.