

Project		Catalog #		Type	
Prepared by		Notes		Date	



Metalux

SHP

LED Shoplight

Typical Applications

Portable Lighting • Workshops • Garages • Utility and Storage Rooms

Interactive Menu

- Order Information page 2
- Photometric Data page 2
- Control Systems page 2
- Product Warranty

Product Certification



Top Product Features

- Fully assembled 42" long metal housing with finished end caps
- Frosted white lens provides an even distribution for any task
- Application versatility with standard and high lumen options
- Standard 120V, non-dimmable electronic driver
- 5ft power cord and plug, and pull chain for easy on/off operation

Dimensional and Mounting Details

Cross-section



[additional product diagrams](#)

Order Information

Catalog Number	Product Description	UPC	Unit Carton (L x W x H)
4SHP3240R	Shoplight LED 44" 3200lm 4000K, 120V	080083785599	43.3 x 4.3 x 2.8
4SHP4540R	Shoplight LED 44" 4500lm 4000K, 120V	080083785605	43.3 x 4.3 x 2.8

Product Specifications

Construction

- Metal housing with high impact plastic end caps for finished design
- The frost polycarbonate white lens creates uniform illumination
- Suitable for suspended mount applications using 36 inch hang chain and two "S" hooks or direct hook with chain using built in hooks
- For surface mount, use included snap on brackets

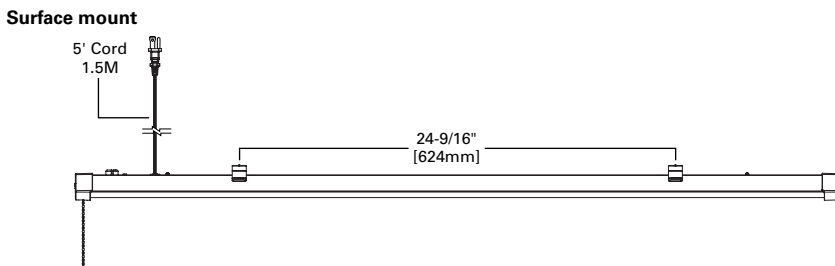
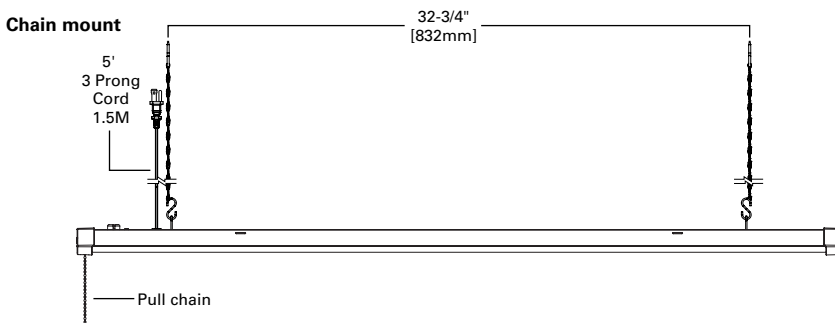
Electrical

- Long-life fully integrated LED system and low wattage
- 120V electronic driver delivers optimal performance
- 80 CRI and bright white 4000K color temp creates excellent rendering for task oriented applications
- The SHP series comes in 3200 and 4500 lumen packages
- Easy on/off pull chain operation is standard

Compliance and Reliability

- cULus listed for dry locations
- Five-year comprehensive warranty
- TM21 projected lumen maintenance is L70 > 50,000 hours. FCC Class B and Energy Star Certified

Dimensional and Mounting Details



Energy and Performance Data

Wattage

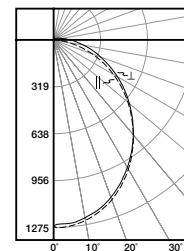
Model	Lumens	Wattage
4SHP3240R	3480	32
4SHP4540R	4486	43

Shipping Data

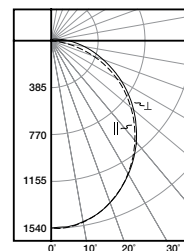
Catalog No.	Wt.
4SHP3240R	2.8 lbs.
4SHP4540R	2.8 lbs.

Photometric Data

[View IES files](#)



4SHP3240R
 Linear LED 4000K
 Spacing criterion:
 (||) 1.2 x mounting height,
 (⊥) 1.26 x mounting height
 Lumens: 3460
 Input Watts: 31.6W
 Efficacy: 109.5 lm/W
 Test Report: P29460



4SHP4540R
 Linear LED 4000K
 Spacing criterion:
 (||) 1.2 x mounting height,
 (⊥) 1.23 x mounting height
 Lumens: 4486
 Input Watts: 42.9W
 Efficacy: 104.6 lm/W
 Test Report: P29644

Control Systems

- WaveLinx
- DLVP
- LumaWatt Pro
- iLumin Plus
- VividTune