

## DESCRIPTION

The F-Bay I8 series is an outstanding solution for high mounting height industrial or retail applications. The F-Bay I8 optic has been optimized to provide maximum performance from T8 lamps. Optional uplight component is provided to enable excellent ceiling uniformity. The I8s high lumen package allows the benefits of fluorescent to be applied at high mounting heights that were traditionally exclusive to H.I.D. The primary benefits include exceptional color rendering, high system efficacy, 95% lumen maintenance, long lamp life, instant on/instant re-strike, economical dimming, and uniform brightness control. Primary applications include "big box" retail, shopping malls, light industrial, school gymnasiums, etc.

## SPECIFICATION FEATURES

### Construction

Specification grade full body housing, end plates and socket tracks are die formed cold rolled steel in 4' or 8' lengths. The housing features an integral ballast channel that adds strength and provides numerous KO's for easy installation.

### Electrical

Class "P" ballasts are positively secured by mounting bolts. Rotor-lock Bi-Pin lampholders and optional top ballast access plate enables service from above without disturbing the internal optics. Optional modular power receptacle meets UL2459 and NEC 410.73 and is UL/cUL rated for make and break under load from outside the luminaire to speed maintenance. UL/cUL listed. Suitable for damp locations.

### Finish

Electrostatically applied baked white enamel finish is preceded by a multistage cleaning cycle, iron phosphate coating with rust inhibitor.

### Downlight/Uplight Optics

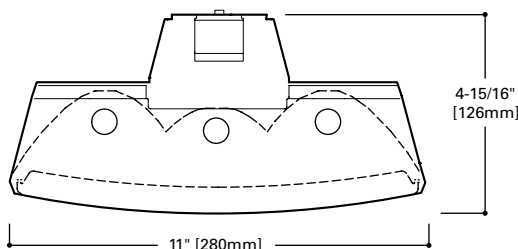
Optical modules are fully enclosed inside housing to protect against damage. Die formed reflectors are faceted for efficiency and control with two optical distributions – medium and wide. Medium beam optical modules utilize 95% specular aluminum finish. Open downlight design optimizes performance with uplight slots available as an option for nominal 8% uplight component. An optional attractive thin blade white baffle adds longitudinal shielding. A clear or frosted white acrylic lens is also available. Optional heavy duty wireguard can be used with or without the lens or baffle. Latched retention of shielding options (safety leader restraints) allow for easy access.

### Mounting

The I8 series is suited for surface, suspension mounting with optional wire hook and chain set, stem or cable mounting. Top connector box mounting is also available. Narrow 11" housing allows mounting within 12" horizontally from the nearest edge of the sprinkler deflector.

### Options

Integral Occupancy Sensor available and provides from 600 sq. ft. (MS) up to 1250 sq. ft. (MSO) of coverage at a maximum mounting height of 40'.



## I8 SERIES

4' OR 8'  
3 LAMPS

T5 Linear Fluorescent High-Bay Lighting System



## ENERGY DATA

Input Watts:  
**EB Ballast**  
332=82  
8T332=167

**EB/Plus Ballast**  
332=108  
8T332=220

**ER Ballast**  
332=93  
8T332=169

**ER/Plus Ballast**  
332=120  
8T332=218

Luminaire Efficacy Rating  
**LER = 93**  
Catalog Number: I8-332-UNV-UPL

Yearly Cost of 1000 lumens,  
3000 hrs at .08 KWH = \$2.58

\*Reference the lamp/ballast data in the Technical Section for specific lamp/ballast requirements.

\*\*Consult Pre Sales Technical Support.

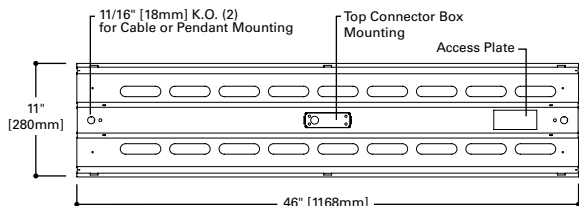
LAMPS CONTAIN MERCURY. DISPOSE ACCORDING TO LOCAL, STATE OR FEDERAL LAWS

## LINEAR DISCONNECT

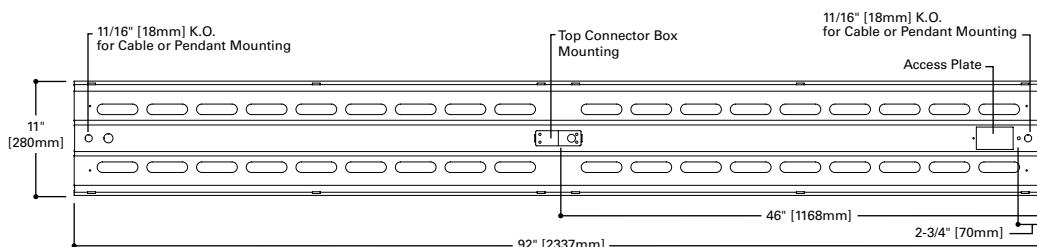
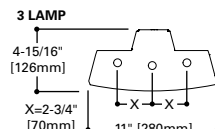
Safe and convenient means of disconnecting power.



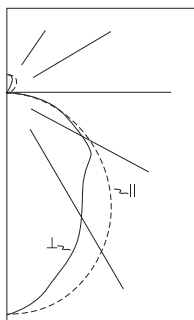
## MOUNTING DATA



## LAMP CONFIGURATIONS



PHOTOMETRICS



**I8-332-UPL**  
 (1) Electronic Ballast  
 (3) F28T8 Lamps  
 4400 Lumens

Spacing criterion:  
 (H) 1.2 x mounting  
 height, (L) 1.2 x  
 mounting height

Efficiency 94%

Test Report:  
 P31546C

LER =93

Yearly Cost of 1000  
 lumens, 3000 hrs at  
 .08 KWH = \$2.58

**Coefficients of Utilization**

rc	Effective floor cavity reflectance																							
	80%				70%				50%				30%				10%				0%			
	rw	70	50	30	10	70	50	30	10	50	30	10	50	30	10	50	30	10	50	30	10	0		
<b>RCR</b>																								
<b>0</b>	111	111	111	111	108	108	108	108	102	102	102	97	97	97	92	92	92	90	90	90	90			
<b>1</b>	102	97	93	89	99	95	91	88	90	87	84	85	83	81	81	80	78	75	75	75	75			
<b>2</b>	92	85	78	73	89	82	77	72	79	74	69	75	71	67	71	68	65	63	63	63	63			
<b>3</b>	84	74	67	61	82	73	66	60	69	63	58	66	61	57	63	59	55	53	53	53	53			
<b>4</b>	77	66	58	52	75	64	57	51	62	55	50	59	53	49	56	52	48	45	45	45	45			
<b>5</b>	71	59	51	44	69	58	50	44	55	48	43	53	47	42	51	46	42	39	39	39	39			
<b>6</b>	66	53	45	39	64	52	44	39	50	43	38	48	42	37	46	41	37	35	35	35	35			
<b>7</b>	61	48	40	35	59	47	40	34	46	39	34	44	38	33	42	37	33	31	31	31	31			
<b>8</b>	57	44	36	31	55	43	36	31	42	35	30	40	34	30	39	34	29	28	28	28	28			
<b>9</b>	53	41	33	28	52	40	33	28	39	32	27	37	31	27	36	31	27	25	25	25	25			
<b>10</b>	50	38	30	25	49	37	30	25	36	29	25	35	29	25	34	28	24	23	23	23	23			

**Zonal Lumen Summary**

Zone	Lumens	%Lamp	%Fixture
<b>0-30</b>	2454	26.4	28.0
<b>0-40</b>	3866	41.6	44.1
<b>0-60</b>	6580	70.8	75.1
<b>0-90</b>	8391	90.2	95.8
<b>0-180</b>	8761	94.2	100.0

**Luminance Data**

Angle in Deg	Average 0-Deg cd/sm	Average 45-Deg cd/sm	Average 90-Deg cd/sm
<b>45</b>	9722	7275	7353
<b>55</b>	9156	7127	8179
<b>65</b>	8275	7738	7912
<b>75</b>	6673	7264	7761
<b>85</b>	2530	4146	3478

**Candela**

Angle	Along H	45°	Across L
<b>0</b>	3463	3463	3463
<b>5</b>	3458	3373	3354
<b>10</b>	3409	3253	3186
<b>15</b>	3328	3078	2962
<b>20</b>	3212	2867	2798
<b>25</b>	3068	2701	2537
<b>30</b>	2894	2471	2256
<b>35</b>	2704	2192	2010
<b>40</b>	2487	1932	1819
<b>45</b>	2245	1680	1698
<b>50</b>	1989	1481	1653
<b>55</b>	1715	1335	1532
<b>60</b>	1432	1244	1291
<b>65</b>	1142	1068	1092
<b>70</b>	846	836	872
<b>75</b>	564	614	656
<b>80</b>	292	400	367
<b>85</b>	72	118	99
<b>90</b>	5	14	11

**Modular F-Bay Power Supply Option**

Cooper Lighting Solutions' F-Bay Modular Power Supply option is available for use with all F-Bay products. The modular power supply allows external fixture access for safe and easy servicing. There is no need to remove lamps or reflectors to disconnect fixture power with F-Bay Modular Power Supply. Access to the individual fixtures power supply allows servicing without turning off all the fixtures, disrupting occupants. F-Bay Modular Power Supply is a time-saver in installation – **simply plug & power.**



1. Modular Power Supply Receptacle supplied mounted into fixture Access Plate
2. Modular Power Cord & Plugs in 120, 277, 347, & 480V configurations for easy plug & power into existing supply

No internal fixture access required for installation or disconnecting power

Modular Motion Sensor Option supplied with Mounting Box and Modular Power Supply Receptacle

**Code Compliance**

- UL/cUL Certified for Make/Break under load (UL2549)
- Meets NEC requirements for ballast disconnect (NEC 410.73G)
- Allows for addition of Occupancy Sensor without hard connections
- Receptacles complete with insulating/dust cap

**ORDERING INFORMATION**

SAMPLE NUMBER: 8T18-332-EB82/PLUS-UPL-U

<p><b>Length</b> Blank=4' Length 8T=8' Length</p> <p><b>Series</b> I8=T8 Industrial</p> <p><b>Mounting Arrangement</b> Blank=Stand Alone R=Continuous Row Mount</p> <p><b>No. of Lamps</b> 3=3 Lamps</p> <p><b>Lamp Type</b> 32=32W T8 (4') Lamps</p> <p><b>Distribution Optic</b> Blank=Medium (Specular Aluminum) G=Wide (High Reflectance White)</p> <p><b>Shielding Options</b> Blank=Open TBW=Thin White Baffle FL=Frosted Acrylic Lens &amp; Frame<sup>(2)</sup> CL=Clear Acrylic Lens &amp; Door Frame WG=Heavy Duty Wireguard</p>	<p><b>Voltage<sup>(3)</sup></b> UNV=Universal 120/277 Voltage UNC=Universal 347/480 Voltage<sup>(6)</sup> 120V=120 Volt 277V=277 Volt 347V=347 Volt 480V=480 Volt</p> <p><b>Options</b> I8 Lamps Installed L8930=T8 Lamp, 90CRI 3000K L8935=T8 Lamp, 90CRI 3500K L8941=T8 Lamp, 90CRI 4100K L8950=T8 Lamp, 90CRI 5000K GL=Single Element Fuse GM=Double Element Fuse EL=Emergency Installed<sup>(3)</sup></p>	<p><b>Ballast Type</b> <b>T8 Systems</b> EB8 =T8 Electronic Instant Start.<sup>(5)</sup> Total Harmonic Distortion &lt; 10% No. of Ballast 1, 2 or 3 EB8_/PLUS= T8 Electronic Instant Start.<sup>(5), (6)</sup> High Ballast Factor &gt;1.15. Total Harmonic Distortion &lt; 10% No. of Ballast 1, 2 or 3 ER8 =T8 Electronic Program Rapid Start.<sup>(5)</sup> Total Harmonic Distortion &lt; 10% No. of Ballast 1, 2 or 3 ER8_/PLUS=T8 Electronic Program Start. High Ballast Factor &gt;1.15. Total Harmonic Distortion &lt; 10% No. of Ballast 1, 2 or 3</p> <p><b>DIM=Dimming</b> (ballast must be specified)</p>	<p><b>Options</b> NUA=No Uplight Apertures In Housing (Cannot be combined w/UPL) UPL=Uplight Apertures PI/CPI=Plug-In (1, 2 or 3) TILW=Tandem Inline Wiring MWS=Modular Wiring System<sup>(10)</sup> MS=360° or 180° Motion Sensor, 120 through 347, or 480V<sup>(9)</sup> MP=Modular Power Receptacle (Used for all Cord or Cord and Plug options)<sup>(11), (11)</sup></p> <p><b>Accessories</b> (order separately) I5/I8-SPM=Single Monopoint Hanger w/Hub FH-1=Fixture Hook FL-1=Fixture Loop SHK=Hook w/ Safety Screw AYC-CHAIN/SET/U=(2) Hooks, 36" Chain Sets w/S-Hooks<sup>(8)</sup> TOGGLE--Single Toggle, #2 Cable (Specify 10' or 30') LOOP=Loop Hanger, #2 Cable (Specify 10' or 30') MC6=6' Modular Power Cord MPC6=6' Modular Power Cord &amp; Plug (Specify Voltage) MMS=360° or 180° Aisle Motion Sensor with Modular Power Receptacle (120-277V)<sup>(11)</sup> MDS6=6' Modular Power Cord with MWS 27DS18/2G06MP Connector<sup>(11)</sup></p> <p><b>Door Frames</b> (for Field Installation) I8-FRM/LENS PK=Frosted Acrylic Lens &amp; Frame (I8) I8-FRM/CL PK=Clear Acrylic Lens &amp; Frame (I8) WG/I8-4FT-B=Heavy Duty Wireguard (I8) BAFFLE 4FT I8=Thin White Blade Baffle (I8)</p>	<p><b>Packaging</b> U=Unit Pack PAL=Palletized Out of Carton PALC=Palletized In Carton</p>
---	---	--	---	--

**NOTES:** <sup>(1)</sup>Requires use of MC\_ or MPC\_cord accessories, specify voltage for plugs. <sup>(2)</sup>Use with wide distribution optic only. <sup>(3)</sup>Voltage must be specified when ordered with plugs, motion sensor or emergency ballasts. <sup>(4)</sup>EHT ballast systems suitable for operation in ambient environments up to 104°F (40°C). <sup>(5)</sup>ER8 and EB8 ballast systems suitable for operation in ambient environments up to 122°F (50°C) in open upright configurations. <sup>(6)</sup>2 lamp ballast configurations only in T5 UNC versions. 2/3 lamp ballast configurations in EB/PLUS only for T8 UNC. <sup>(7)</sup>EHT ballast systems suitable for ambient environments not to exceed 149°F (65°C) in open upright configurations and less lens option. <sup>(8)</sup>Not for use in gymnasiums or similar recreational facilities. <sup>(9)</sup>When ordering MS option, specify UNV (for 120 or 277V), 347 or 480V. <sup>(10)</sup>Cannot be combined with Modular Power Receptacle (MP). <sup>(11)</sup>For MWS with MP, choose MP in fixture logic and then choose MWS accessory such as MDS6.

Specifications & dimensions subject to change without notice. Consult your Cooper Lighting Solutions Representative for availability and ordering information.

**PI OPTION ORDERING INFORMATION**

Catalog Number	Number of Circuits	Circuit Wired To Ballast
PI 1 BLK	1	Black
PI 2 BLU	2	Blue
PI 2 BLK	2	Black
PI 3 RED	3	Red
PI 3 BLU	3	Blue
PI 3 BLK	3	Black

**Catalog Numbering System**

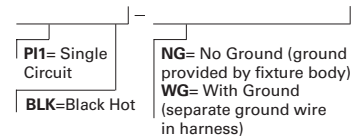
The PI System is available in sections up to 8' in length for continuous row wiring by simply plugging the sections together. Each PI section is factory wired to the ballast leads. Color coding of wires is as follows:

- PI-1 = One Circuit - 2 Wires: one black, one white
- PI-2 = Two Circuits - 3 Wires: one black, one blue, one white
- PI-3 = Three Circuits - 4 wires: one black, one blue, one red, one white

When ordering the PI2/PI3 System it is necessary to specify the number of fixtures required for each circuit. Each circuit in fixture must be ordered as a separate line item, with a different hot wire color specified. All wiring to external feeds, using cord or cord & plug, are responsibility of installing licensed contractor. Cord and cord & plug sets must be ordered separately if PI option is chosen.

**PI1 - Single Circuit Plug-In**

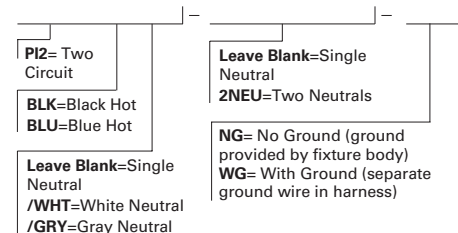
SAMPLE NUMBER: PI1BLK-WG



Specifications & dimensions subject to change without notice. Consult your Cooper Lighting Solutions Representative for availability and ordering information.

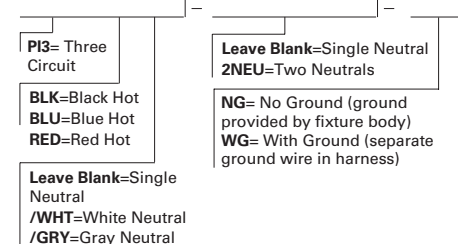
**PI2 - Two Circuit Plug-In**

SAMPLE NUMBER: PI2BLK-WG



**PI3 - Three Circuit Plug-In**

SAMPLE NUMBER: PI3BLK-WG



**SHIPPING DATA**

Catalog No.	Wt.
I8-332-UNV-UPL	15 lbs.
8T18-332-UNV-UPL	30 lbs.