


Project		Catalog #		Type	
Prepared by		Notes		Date	



Metalux

CWPLD

Commercial Model LED
Wraparound

Typical Applications

Commercial • Retail • Residential

Interactive Menu

- Order Information [page 2](#)
- Photometric Data [page 2](#)
- Product Warranty

Product Certification



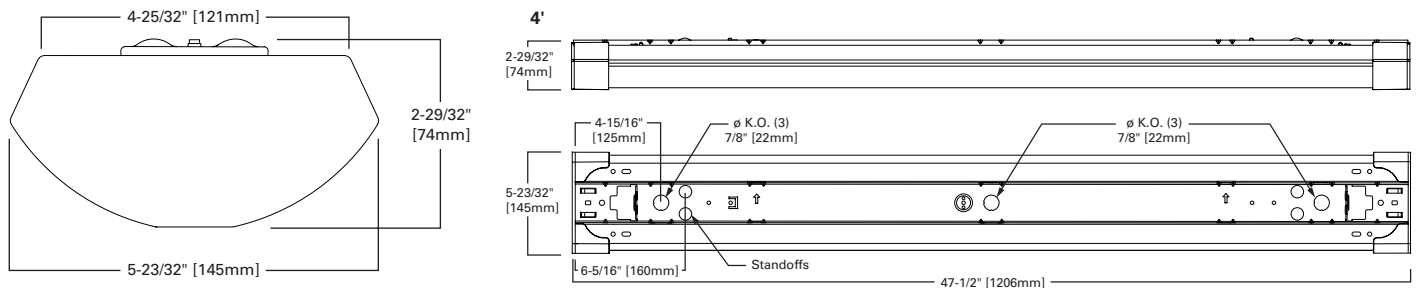
Product Features



Top Product Features

- Frosted lens provides uniform light and wide distribution
- High efficiency - up to 110 LPW
- Trade sized knock outs included for "hard pipe" wiring through ends
- Ideal for mounting over the most common junction boxes

Dimensional and Mounting Details



Order Information

Catalog Number	Product Description	Unit UPC
4CWPLD4040C	4 LED Commercial Wraparound, 4700 lumen, 4000K UNV	080083749072

CWPLD Standard Series Catalog Number	Typical Lumen	Input Watt	Efficacy (lm/W)	CRI	Color Temp K	Controls	Dimming Compatibility	Start Temp/Op Temp	LED Lumen Maint.	Installation
4CWPLD4040C	4,700	43	110	83	4000K	UNV 0-10V Dimming to 10%	0-10V www.cooperlighting.com	-20C/45C	L70 @ 50,000 hrs.	Surface, wall, suspended, row

Accessories (Order Separately)

HBAYC-CHAIN/SET-U=(2) V-Hanger, 36 in. Chain, S-Hooks
4CWPLDLNS=4 ft. Replacement Lens

Product Specifications

Feature Header

- Cold rolled steel housing with embosses for extra rigidity
- Post-fab painted with reflective, baked-on white enamel using pretreated metal to ensure maximum adhesion
- End caps formed from a high-impact polymer for finished aesthetic
- Frosted, high-impact polycarbonate lens with linear prisms provides soft, uniform, glare-free light output

Electrical

- Long-Life integrated LED and driver electrical system optimized to deliver superior performance and efficacy of 110 lm/W
- Clean, bright white 4000K Color Temp LED's with minimum 80 CRI for accurate color rendering
- 0-10V dimming from 10-100%

Finish

- Post painted with high reflective paint – standard

Installation

- Easy mounting channel reduces installation time when row mounting fixtures together
- Lens and LEDs are factory preinstalled and do not need to be removed during installation
- Suitable for single surface, row mounting, or suspension mount applications

Reliability

- LED's projected life of 50,000 hours at 70% lumen output

Compliance

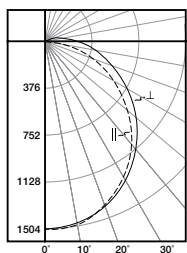
- cULus 1598 listed for damp locations
- Meets FCC part 15 class B requirements
- Complies with IESNA LM-79 test standards
- DesignLights Consortium® Qualified and classified for DLC Standard, refer to www.designlights.org for details
- Suitable for use in clothes closets when installed in accordance with the NEC 410.16 spacing requirements

Warranty

- Five year comprehensive fixture warranty

Photometric Data

 [View IES files](#)



4CWPLD4040C

Electronic Driver
Linear LED 4000K
Spacing criterion: (||) 1.24 x mounting height,
(⊥) 1.27 x mounting height
Lumens: 4753
Input Watts: 43W
Efficacy: 110 lm/W
Test Report: 4CWPLD4040C.IES