


Project		Catalog #		Type	
Prepared by		Notes		Date	



Metalux

CZRK Cruze LED Retrofit Kit

2' x 2' Specification Grade LED Retrofit Kit

Typical Applications

Commercial Office • Schools • Hospitals • Retail

Interactive Menu

- Order Information [page 2](#)
- Photometric Data [page 3](#)
- Control Solutions [page 3](#)
- Connected Systems [page 3](#)
- Product Warranty

Product Certification



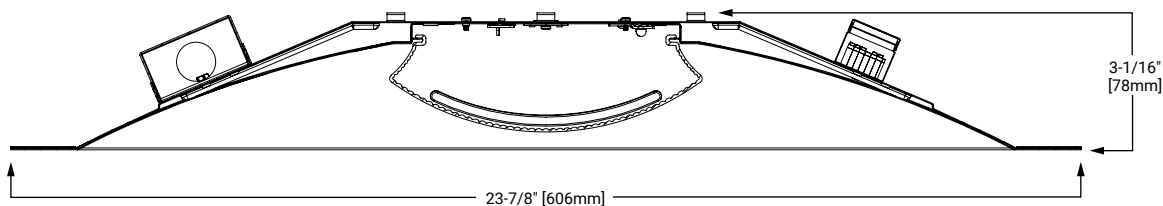
Product Features



Top Product Features

- 1' x 4', 2' x 2', and 2' x 4' sizes available
- Simple and tool-less installation (less than 5 minutes) - labor savings
- Uses the fluorescent luminaire's housing - lower disposal costs
- Energy savings greater than 50% vs. fluorescent luminaire

Dimensional and Mounting Details



Order Information

SAMPLE NUMBER: **22CZRK-LD4-24HP-UNV-L835-CD1-U**

Series	Lamp Type	Stock Lumen Output	Performance Type	Voltage	Emergency Options
Series ⁽³⁾	Lamp Type	Stock Lumen Output	Performance Type	Voltage	Emergency Options
22CZRK =2' x 2' Cruze Retrofit Kit	LD4 =LED 4.0	24 =2400 Lumen 34 =3400 Lumen	[Blank] =Standard Performance HP =High Performance	UNV =Universal Voltage 120-277	EL7W =7-watt, 120V-277V emergency battery pack installed ⁽¹⁾ EL14W =14-watt 120V-277V emergency battery pack installed ⁽¹⁾
Notes (3) DesignLights Consortium® Qualified and classified for both DLC Standard and DLC Premium, refer to www.designlights.org for details.					Notes (1) With integral test switch/indicator/laser test. For approximate delivered lumens multiply the lumens per watt of the desired fixture by the wattage of the emergency battery pack (100 lm/W x 7=700 lumens). IES-format photometry for luminaire under emergency operation available.

CCT	Driver Type	Number of Drivers	Integrated Sensing Systems	Sensor Accessories	Packaging
CCT	Driver Type	Number of Drivers	Integrated Sensing Systems	Sensor Accessories	Packaging
L835 =3500K L840 =4000K	CD =0-10V Dimming Driver (10% - 100% Dimming) SR =Sensor-ready Dimming Driver (1%-100% Dimming)	1=1 Driver	WAA =WaveLinX Wireless Integrated Sensor ^(A) WAB =WaveLinX Lite Wireless Integrated Sensor ^(B) SVPD1 =0-10V Stand-alone Integrated Sensor ^(D)	DV =Dual Band ⁽²⁾	U =Unit Pack
Notes Integrated options must be used in conjunction with the associated system and may not be compatible with other options or accessories. Please refer to the following: (A) Consult WaveLinX system pages for additional details and compatibility. (B) WaveLinX Lite devices are not currently compatible with the WaveLinX Wireless Area Controller. Consult WaveLinX Lite system pages for additional details and compatibility. (D) Consult SVPD series system pages for additional details and compatibility.				Notes (2) Provides blank band on opposite side from sensor band to provide symmetric appearance.	

Accessories

Accessories
0590CZRKEQCABLE PK =Earthquake Cable Kit

Product Specifications

Construction

- Rigid die-formed of code gauge prime cold rolled steel housing with full length die-formed stiffeners
- Unibody endplates for added strength
- Innovative design allows for quick and simple retrofit of fluorescent recessed troffers and parabolic luminaires resulting in an upgraded look with superior lens brightness uniformity and visual comfort

Controls

- 0-10V dimming to 10% standard
- Optional 1% dimming is available
- WaveLinX wireless sensor compatible for standalone, controlled, connected, and IoT capability
- SVPD sensor compatible for standalone functionality
- DALI 2.0, Lutron, and step-dimming available

Electrical

- Long-life LED system with electrical driver for optimal performance
- LED's available in 3500K or 4000K with a minimum CRI of ≥ 80
- Standard and high performance efficacy options
- Projected life is 60,000 hours at 75% lumen output based on TM21 testing standards
- Electronic drivers available for 120-277V and 347V applications
- 0-10V dimming

Emergency Battery Pack Options

- Optional 120V-277V integral emergency battery pack available in 7W or 14W
- 90-minute backup period for code compliance
- Test switch with laser pointer allows safe testing from floor
- Patented EZ Key prevents accidental discharge during construction

Finish

- Multi-stage, iron phosphate pretreatment ensures maximum bonding and rust inhibition
- Housing finish is paint after fab matte white

Shielding

- Positive light seals prevent light leaks on the ends
- Frosted lens with ribs improves the distribution and matches the Cruze family appearance

Compliance

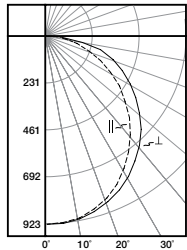
- Indoor luminaires are cULus listed for 25°C ambient environments
- RoHS compliant
- Complies with IESNA LM-79 and LM-80 standards
- DesignLights Consortium® Qualified and classified for DLC Standard and DLC Premium (refer to www.designlights.org)

Warranty

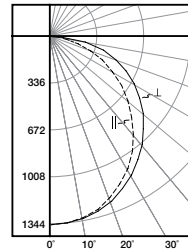
- Five year warranty standard.
- Optional ten year warranty is available

Photometric Data

[View IES files](#)



22CZRK-LD4-24-UNV-L835-CD1-U
 Electronic Driver
 Linear LED 3500K
 Spacing criterion: (II) 1.22 x mounting height,
 (⊥) 1.28 x mounting height
 Lumens: 2646
 Input Watts: 22.8W
 Efficacy: 116 lm/W
 Test Report: 22CZRK-LD4-24-UNV-L835-CD1-U.IES



22CZRK-LD4-34-UNV-L835-CD1-U
 Electronic Driver
 Linear LED 3500K
 Spacing criterion: (II) 1.22 x mounting height,
 (⊥) 1.28 x mounting height
 Lumens: 3853
 Input Watts: 31.8W
 Efficacy: 121 lm/W
 Test Report: 22CZRK-LD4-34-UNV-L835-CD1-U.IES

Energy and Performance Data by Catalog Numbers

Stock or MTO	Catalog Logic (Ribbed Lens)	Performance Type*	Delivered Lumens	Watts	Efficacy (lm/W)
Stock	22CZRK-LD4-34-UNV-L835-CD1-U	Standard	3845	31.89	121
Stock	22CZRK-LD4-34-UNV-L840-CD1-U	Standard	3768	31.45	120
Stock	22CZRK-LD4-34HP-UNV-L835-CD1-U	High Performance	3662	27.76	132
Stock	22CZRK-LD4-34HP-UNV-L840-CD1-U	High Performance	3533	27.8	127

*Standard performance is >110 lm/W. High performance is >125 lm/W.

Lumen Maintenance

Ambient Temperature	TM-21 Lumen Maintenance (60,000 hours) ⁽¹⁾	Theoretical L70 (Hours) ⁽²⁾
25°C	> 75%	> 176,000

Notes: (1) Supported by IES TM-21 standards. (2) Theoretical values represent estimations commonly used; however, refer to the IES position on LED Product Lifetime Prediction, IES PS-10-18, that explains proper use of IES TM-21 and LM-80.

Shipping Data

Catalog No.	Wt.
22CZRK	12.5 lbs.

Control Systems

- WaveLinx Wireless
- WaveLinx Wired
- WaveLinx Lite
- DLVP
- VividTune



Connected Systems
[CLICK HERE](#)