

Project		Catalog #		Type	
Prepared by		Notes		Date	



# Metalux

## 22RTC

2' x 2' LED Troffer  
General Recessed LED Troffer  
For Use in Insulated Ceilings

### Typical Applications

- Commercial Office Spaces • Schools • Healthcare
- Retail Merchandising Areas

### Interactive Menu

- Order Information [page 2](#)
- Photometric Data [page 3](#)
- Control Solutions [page 3](#)
- Connected Systems [page 3](#)
- Product Warranty

### Product Certification



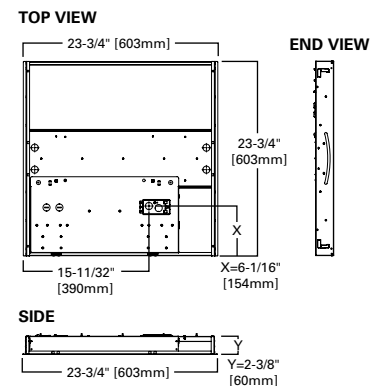
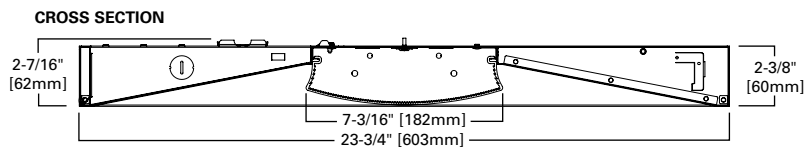
### Product Features



### Top Product Features

- Shallow plenum - under 2.5" deep RTC fits the most challenging spaces
- Standard and high lumen models up to 7000 lumens
- Up to 133 lumens per watt delivering up to 56% energy savings
- Stock and MTO SKU available in 3500K and 4000K
- UNV driver and 0-10V dimming standard

### Dimensional and Mounting Details



### Stock SKU and Rated Performance

Catalog Number	UPC	CRI (Min)	CCT	Delivered Nominal Lumens *	Watts **	Efficacy (lm/W)	Input current (A)	
							120V	277V
22RTC3435	080083802586	80	3500K	3638	28.6	127	.25	.11
22RTC3440	080083802593	80	4000K	3632	28.6	127		
22RTC4835	080083802609	80	3500K	4780	37.7	127	.32	.14
22RTC4840	080083802616	80	4000K	4889	38.1	128		

\* Lumens without sensor. Reduce lumens by 2% with sensors and battery pack installed.  
\*\* Watts of standard 0-10V product.

## Order Information

SAMPLE ORDER NUMBER: **22RTC-48-UNV-EL14W-L835-HCD-SWPD1-U**

Size	Series	Lumen	Voltage	Options	Emergency	Factory Wiring
22=2' x 2'	RTC=Recessed Center Lensed Troffer	34=3400 Lumens 48=4800 Lumens	UNV=Universal Voltage 120-277 347=347 Volt 120V=120 Volt (8) 277V=277 Volt (8)	GL=Single Element Fuse GM=Double Element Fuse	EL7W=7-watt, 120V-277V emergency battery pack installed (3) EL14W=14-watt 120V-277V emergency battery pack installed (3) GTR2=Bodine Generator Transfer Relay (4), (8) ETRD=Emergency Transfer Relay with dimming control (4)	[Blank]=No Flex A3/8-4/18GDIM=3/8" Flex with 0-10V Dimming Leads A3/8-2/18G=3/8" Flex with line and common A3/8-5/18GDIM=Flex with 0-10V Dimming leads and Blue for alternate wiring See below for details.
	<b>Notes</b> (1) DesignLights Consortium® Qualified and classified for both DLC Standard and DLC Premium, refer to www.designlights.org for details.	<b>Notes</b> (2) Nominal lumen output. See table for actual values	<b>Notes</b> (8) Must specify voltage as 120V or 277V when ordering GTR2 option.		<b>Notes</b> (3) With integral test switch/indicator/laser test. For approximate delivered lumens multiply the lumens per watt of the desired fixture by the wattage of the emergency battery pack (100 lm/W x 7=700 lumens). (4) Used to bypass local control during outage. Must be used in conjunction with UL 1008 device (provided by others). GTR2 option includes 2 relays on fixtures with dimming drivers. ETRD option only requires one relay when used on a dimming fixture. (8) Must specify voltage as 120V or 277V when ordering GTR2 option.	<b>Flexible Metal Conduit Options</b> Flex options available for 0-10V dimming control, DALI dimming control, emergency and night light functions. 72-inch factory-installed and pre-wired to driver, fitted to luminaire housing access plate with 90° enclosed FMC connector. Not all options may be combined and installation ratings vary by type. <b>A3/8-4/18GDIM series notes:</b> Factory installed dimming option 3/8" flexible metal conduit with 2-#18 power and ground wires and 2-#18 UL-listed jacketed 0-10V +/- control wires. Meets UL 66, 83, 1479, 1569, 1581, 2556. NEC® 250.118, 300.22(C), 392, 396, 330, 501, 502, 503, 530, 504, 505, 518, 520, 530, 645, 72; Federal Specification A-A-59544 (formerly J-C-30B); all applicable OSHA and HUD Requirements. UL Classified 1, 2, and 3-hour through penetration with applicable fire stop product (not included). May be surface mounted, fished and/or embedded in plaster. Cable tray and approved raceway rated, install per NEC®, Environmental Air-Handling Space Installation per NEC® 300.22(C).

CRI/CCT	Driver Type	Sensor	Packaging	Accessories
L835=80 CRI/3500K L840=80 CRI/4000K	CD=0-10V Dimming Driver (10% - 100% Dimming) HCD=0-10V Dimming Driver (1% - 100% Dimming) SR=Sensor Ready (5% - 100% Dimming) L5=Lutron 5 Series (LDE5) (5) LH=Lutron with Soft On, Fade to Black (LDE1) (5)	[Blank]=No Sensor WAA=WaveLinX Wireless Integrated Sensor (4) SVPD1=0-10V Stand-alone Integrated Sensor (4)	U=Unit carton PALC=Palletized with carton	RTCEQ=EQ Grid Clip (6), (7) DF-22W-U=2' x 2' Drywall Frame Kit SK-22-WT=2' x 2' Tall Surface Mount Kit ISHH-01=Programming Remote for SVPD1 Integrated Sensor ISHH-02=Personal Control Remote for SVPD1 Integrated Sensor 22RTCLENLS=2' x 2' Replacement Lens (full) 22RTCLENSIOT=2' x 2' Replacement Lens (with sensor)
	<b>Notes</b> (5) Refer to Lutron supplement (PS519148EN) on website. Must use UNV voltage option.	<b>Notes</b> Integrated options must be used in conjunction with the associated system and may not be compatible with other options or accessories. Please refer to the following: (A) Consult WaveLinX system pages for additional details and compatibility. (D) Consult SVPD series system pages for additional details and compatibility.		<b>Notes</b> (6) An EQ Grid Clip is recommended for all 9/16" ceiling systems. (7) Order one set for every fixture (4 clips per kit).

## Product Specifications

### Construction

- 2-1/2" housing constructed of die-formed, code gauge cold rolled steel
- Full length die-formed stiffeners and unibody endplate for added strength
- Four auxiliary fixture end suspension points provided
- Wireway cover removable without tools
- Endplates provided with Grid-Lock feature for safety

### Integrated Controls

- 0-10V dimming to 10% standard
- Optional 1% dimming is available
- WaveLinX wireless sensor compatible for connected and IoT capability
- SVPD sensor compatible for standalone functionality
- DALI 2.0, Lutron, and step-dimming available

### LED and Light Engine

- LED's available in 3500K or 4000K at 80 CRI minimum
- TM21 life at 60,000 hours up to L75
- Drivers available in 120-277V and 347V
- 1% dimming available as well as alternate controls

### Emergency Battery Options

- Optional 120-277V emergency battery available in 7W or 14W
- 90-minute backup period for code compliance
- Test switch with laser pointer and testing from floor feature for ease of use
- EZ Key feature prevents accidental discharge during construction
- Generator transfer options available

### Finish

- Multistage, iron phosphate pretreatment
- 90% reflective, matte white enamel finish
- Full fixture housing painted after fabrication

### Compliance

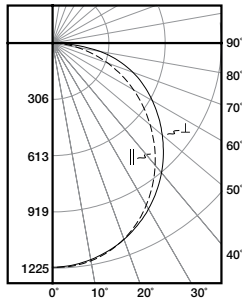
- IC rated for insulation contact
- cULus listed for damp locations
- RoHS compliant
- Tested to IESNA LM-79 and LM-80
- Stated life tested to TM21 standards
- Can be used for State of California Title 24 high efficacy luminaire
- NEMA 410 compliant

### Warranty

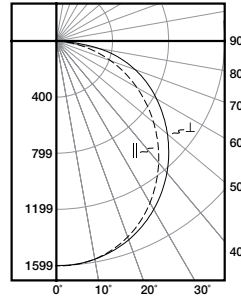
- Five-year warranty standard.

## Photometric Data

 [View IES files](#)



**22RTC3435**  
 Electronic Driver  
 Linear LED 3500K  
 Spacing criterion: (||) 1.21 x mounting height,  
 (⊥) 1.28 x mounting height  
 Lumens: 3584.4  
 Input Watts: 27.8W  
 Efficacy: 128.8 lm/W  
 Test Report: 22RTC3435.IES



**22RTC4835**  
 Electronic Driver  
 Linear LED 3500K  
 Spacing criterion: (||) 1.21 x mounting height,  
 (⊥) 1.28 x mounting height  
 Lumens: 4670.6  
 Input Watts: 36.3W  
 Efficacy: 128.5 lm/W  
 Test Report: 22RTC4835.IES

## Energy and Performance Data

### CCT Table

Approximate Color Temperature Multiplier	
3500K	1.0
4000K	1.02

### Load Data

Thd	14%
Power Factor	0.96
Weight	8.2 lbs.
Low Temp Start	-20°C

### Shipping Data

Size	Wt.	Pallet (30" x 53")
2x2	10.8 lbs.	26

### Control Systems

- WaveLinx Wireless
- WaveLinx Wired
- WaveLinx Lite
- DLVP
- VividTune



**Connected Systems**  
[CLICK HERE](#)