


Project		Catalog #		Type	
Prepared by		Notes		Date	



# Metalux

## 14FP

1' x 4' Edge Lit Panel  
Recessed  
Suspended/Surface

### Typical Applications

• Commercial Office • Schools • Healthcare • Retail

### Interactive Menu

- Order Information [page 2](#)
- Photometric Data [page 3](#)
- Control Systems [page 3](#)
- Product Warranty

### Product Certification



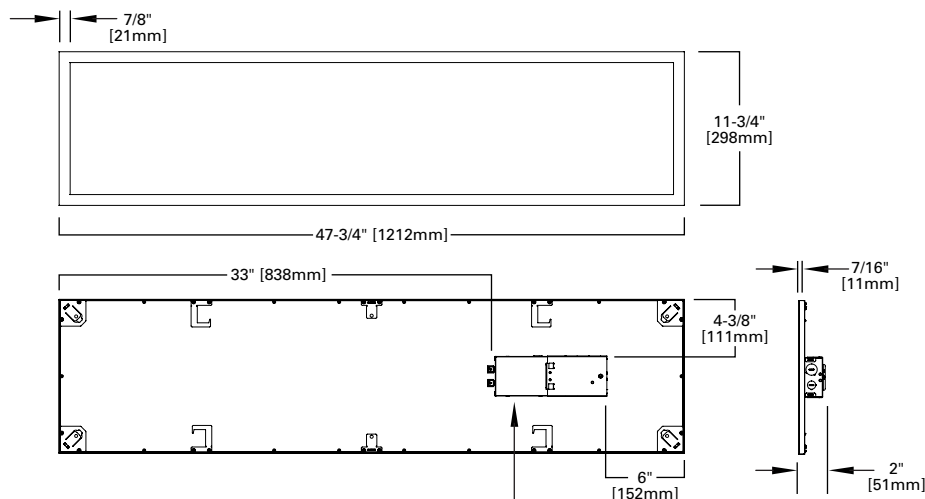
### Product Features



### Features

- 2" height ideal for shallow plenums
- Low wattage to high lumen output available
- High efficacy to 130 LPW
- Multiple stock SKUs
- Large j-box with multiple KOs to facilitate installation

### Dimensional and Mounting Details



Access plate with top side KO is available upon request.  
Please contact factory if needed for use with MWS or otherwise.

## Ordering Information/Performance

### UNV (120-277)

Catalog	UPC	CCT	CRI (Min)	Delivered Nominal Lumens	Watts	Efficacy (lm/W)	Input Current (A)	
							120V	277V
14FP4235C <sup>(1)</sup>	080083833467	3500K	80	4259	38.3	111	.32	.14
14FP4240C <sup>(1)</sup>	080083833481	4000K	80	4226	38.3	110		
14FP4250C <sup>(1)</sup>	080083833504	5000K	80	4320	38.3	113		
14FP3830C9 <sup>(2)</sup>	080083833764	3000K	90	3648	38.9	94	.34	.15
14FP3035HE <sup>(2)</sup>	080083823765	3500K	80	3159	24.5	129	.21	.09
14FP3040HE <sup>(2)</sup>	080083823789	4000K	80	3176	24.5	130		
14FP2630C <sup>(2)</sup>	080083823666	3000K	80	2744	24.8	111		
14FP2635C <sup>(2)</sup>	080083823680	3500K	80	2936	25.5	115		
14FP2640C <sup>(2)</sup>	080083823703	4000K	80	3017	25.5	118		

### 347V

14FP4235C-347V <sup>(3)</sup>	80083885466	3500K	80	4259	37.2	115	.117
14FP4240C-347V <sup>(3)</sup>	80083876709	4000K	80	4226	37.2	114	
14FP4250C-347V <sup>(3)</sup>	80083885541	5000K	80	4320	37.2	116	

Notes: (1) Stocked at multiple North American DCs. Best opportunity for availability. (2) Stocked at select DCs. May incur extended lead-times. (3) Stocked at Canada DC.

### Options

Catalog	Description	Example	Notes
EL7W	7W EM Pack, Installed	14FP4240C-EL7W	Remote Indicator/Test Switch
EL14W	14W EM Pack, Installed	14FP2635C-EL14W	Remote Indicator/Test Switch
A3/8-4/18GDIM	6' Length, 3/8" Cable, 2 Wire, 2 Dimming Leads, Ground	14FP3040HE-A3/8-4/18G DIM	
A3/8-5/18GDIM	6' Length, 3/8" Cable, 3 Wire, 2 Dimming Leads, Ground	14FP2635C-A3/8-5/18G DIM	
EL7W-A3/8-5/18GDIM	7W EM Pack, Installed, and 6' Flex, 3/8" Cable, 3 Wire, 2 Dimming Leads, Ground	14FP2640C-EL14W-A3/8-5/18GDIM 14FP2640C-EL7W-A3/8-4/18GDIM	EL7W and EL14W can be used with any of the optional flex. EM pack is always specified before (to the left of) the flex, in the catalog number.
ATW-SW4	Chicago Rated	ATW-SW4-14FP2635C	May not be used with EL7W, EL14W, or flex. ATW-SW4 provides IP5X rating from above the fixture also, accomplished with gasket on the j-box.

## Product Specifications

### Construction

- Narrow aluminum bezel is tightly held to code gauge steel back plate
- Seamless corners to maximize the light emitting surface with a refined finish

### Mounting

- Integral grid locking clips and separate suspension clips provided for installation flexibility when additional retention is required
- Junction box constructed of code gauge galvanized steel with and easy access hinged door
- Multiple Trade size KO provided and JBox is suitable for up to 12AWG wiring
- Stock luminaire is less than 2" for use in shallow plenum or low ceiling spaces
- Surface or suspension mounting kits available
- ATW-SW4 option is available for CCEA compliance and provides full IP5X rating
- Factory installed flexible cable with dimming leads options available

### Controls

- Standard UNV 120 - 277V driver with 0-10V dimming to 10% standard
- Optional 347V driver with 0-10V dimming driver
- Compatible with field installed wireless controls available for either Wavelinx or Enlighted

### Electrical

- Standard and High Efficacy models available
- LED's available in 3000K, 3500K, 4000K, and 5000K with a minimum of 80 CRI
- 90 CRI available with 3000K
- Projected lumen maintenance based on TM21 testing standards is L73 > 60,000 hours
- Emergency battery pack options available in 7w and 14w options
- Battery pack options available as factory installed or field installed for remote mounting

### Optical Shielding

- Acrylic light guide with specialized features to optimize light extraction
- White frost lens with smooth pattern for uniform illumination
- Scratch and impact resistant

### Compliance

- Indoor luminaires are cULus listed for 25C ambient environments
- IC rated for direct insulation contact
- RoHS compliant
- Damp location listed
- IESNA LM-79 and LM-80 standards compliant
- DesignLights Consortium® Qualified and classified for both DLC Standard and DLC Premium, refer to [www.designlights.org](http://www.designlights.org) for details.
- Can be used for State of California Title 24 high efficacy luminaire
- IP5X rated

### Warranty

- Five year warranty.

### Load Data (Stock Product)

Thd	11%
Power Factor	0.96
Weight	9.8 lbs
Low Temp. Start	-20°C

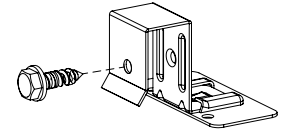
### Shipping Data

Fixture Size	Wt.	Pallet Size	Units per Pallet
1' x 4'	12 lbs.	52" x 49"	48

### Ceiling Retention

Catalog	UPC
FPEQ	080083802685

Required by some local codes. Order one set for each fixture (Four clips per kit)

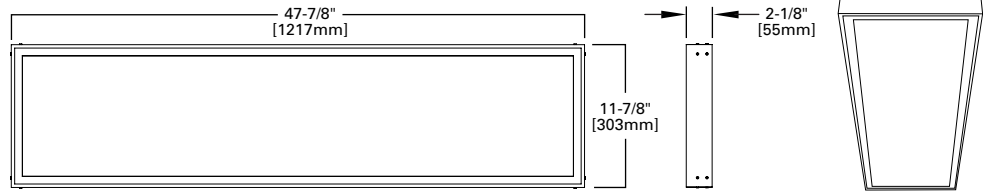


### Accessories/Ordering Information

#### Surface Mount Kit <sup>(3)</sup>

Catalog	UPC
FPSURF14	080083802708

Notes : (3) May not be used with EL7W or EL14W options.

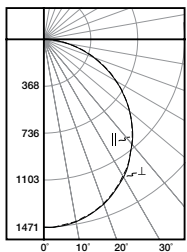


#### Drywall Frame Kit

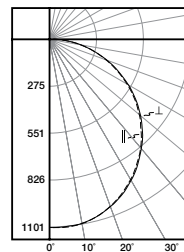
Catalog	UPC
DF-14W-U	662401232949

## Photometric Data

[View IES files](#)



**14FP4240C**  
 Electronic Driver  
 Linear LED 4000K  
 Spacing criterion: (II) 1.25 x mounting height,  
 (⊥) 1.26 x mounting height  
 Lumens: 4226  
 Input Watts: 38.3W  
 Efficacy: 110.3 LPW  
 Test Report: 14FP4240C.IES



**14FP3040HE**  
 Electronic Driver  
 Linear LED 4000K  
 Spacing criterion: (II) 1.25 x mounting height,  
 (⊥) 1.26 x mounting height  
 Lumens: 3176  
 Input Watts: 24.5W  
 Efficacy: 129.6 LPW  
 Test Report: 14FP3040HE.IES