

Encounter and SkyRidge
with Integrated Sensor Controls

Metalux



Get the best of both worlds. Award winning Metalux Encounter™ and SkyRidge™ luminaires with WaveStream™ LED technology are available with an optional integrated sensor system, optimized to meet energy codes for occupancy sensing and daylight harvesting.

EATON

Powering Business Worldwide



The luminaire-integrated sensor control system from Eaton's Cooper Lighting business **reduces the design time and complexity of meeting energy codes** for both lighting and controls. The sensor system was designed to **guarantee occupancy and daylight harvesting coverage** from within the footprint of Metalux ambient luminaires, so the lighting design is the control design. And, the system achieves **the lowest installed cost** in small spaces compared to traditional control products.

No New Wires

An in-place fixture retrofit is all that's needed to meet most energy codes in commercial spaces. The sensor system is factory wired to the luminaire, switching on or off based on occupancy, and dimming the light when enough daylight is available.

Lighting Controls Without Commissioning

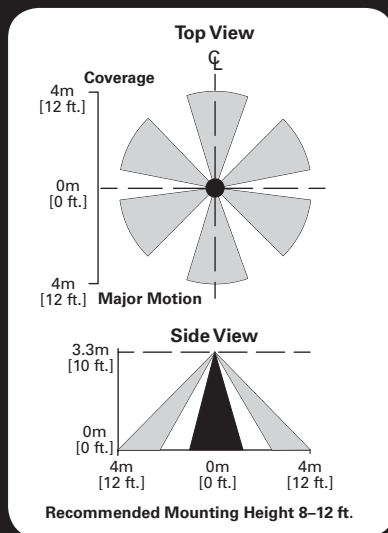
The luminaire-integrated sensor system offers out-of-the-box operation using thoughtful default settings.

Flexibility and Individual Control

When the application demands more, the sensor system has the option to make changes using a remote control. The remote allows changes from the default settings for occupancy, target light level, preset lighting levels, and more.

Low Installed Cost

With a single product to mount, and a single electrical connection to make, a Metalux Encounter or SkyRidge with an integrated sensor system saves money on the total installed cost when occupancy and daylighting harvesting controls are needed.



Worry-free Controls Planning

Ensure seamless coverage and performance with a sensor system built into every luminaire. The multi-technology sensor's occupancy and light sensing coverage overlaps the area each fixture illuminates.



Integrated Design

The sensor system adds to the contemporary aesthetic of both WaveStream luminaires. The system is factory wired and ready to meet code out of the box.



Sensor Remote Control

The optional remote can be used to change settings and to provide local control for one or more fixtures in the same area, allowing users to adjust light levels, even temporarily override automatic controls. Choose one per project, or one per fixture.

Technical Information:


- Fully integrated in to the luminaire – no additional wiring or special installation required
- Passive infrared occupancy detection
- Light sensor for closed-loop daylight harvesting with day, twilight and night settings
- Energy Saver setting – dim to a lower light level when unoccupied
- Infrared receiver for programming and remote control
- Indicator light for occupancy status and programming confirmation

Start Up Behavior

Item No.	Action
1	Turn power ON to the fixture.
2	The light will start at 50% light level and then raise or lower to the daylight level.
3	The sensor RED LED should slow blink (ON for 2 seconds, OFF for 2 seconds) for a 1 minute duration then blink only on occupancy.
4	Wait for next daylight adjustment/occupancy action.


Factory Defaults	
Occupancy Detection	Auto-on, Active
Default Occupancy Time Out	20 minutes
Occupancy Sensitivity	High
Energy Saver Scene	100% - Daytime Occupied Scene
Fade Up Time	32% per second using "Raise"
Fade Down Time	24% per second using "Lower"
Default Daylight Harvesting Level	500 Lux
Default Unoccupied Light Level	Off

Encounter™ Series



Example:
22EN-LD1-34-UNV-L835-CD1-SVPD1-U

SkyRidge™ Series



Example:
22SR-LD1-29-C-UNV-L835-CD1-SVPD1-U

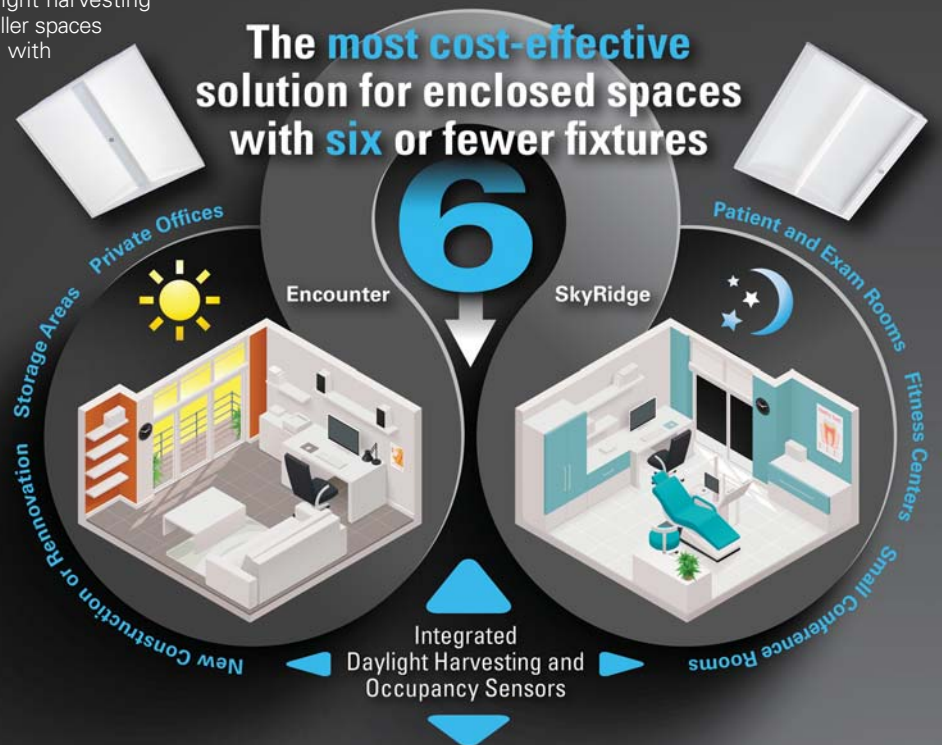
Ordering Information

Combined with the high efficacy and low lumen-power density of the award-winning Metalux Encounter and SkyRidge luminaires, the integrated sensor system is a fast, easy way to meet or exceed strict energy codes for both controls and lighting standards. All while providing high user comfort and exceptional functionality. Each unique Wavestream design is complimented by an integrated sensor system design by adding the option code SVPD1 to the luminaire catalog logic. See the luminaire specification sheets for more details.

Today's energy codes demand the use of controls. The cost to add traditional occupancy sensors and daylight harvesting controls can add up quickly, especially in smaller spaces. Metalux Encounter or SkyRidge luminaires with the Integrated Sensor system are ideal for new construction or retrofits in enclosed rooms with one to six luminaires, where both occupancy detection and daylight harvesting control are required. When compared to the cost of furnishing and installing traditional occupancy and daylight sensors in addition to the cost of the luminaire, installing Metalux fixtures with the Integrated Sensor saves money and installation time.

Examples Uses:

- Private Offices
- Patient/Exam Rooms
- Fitness Centers
- Small Conference Rooms
- Small Classrooms
- New Construction or Renovation
- Storage Areas



**Our Lighting
Product Lines**

Halo
Halo Commercial
Portfolio
Iris
RSA
Metalux
Corelite
Neo-Ray
Fail-Safe
MWS
Ametrix
Shaper
io
Lumark
McGraw-Edison
Invue
Lumière
Streetworks
AtLite
Sure-Lites

**Our Controls
Product Lines**

Greengate
iLumin
Zero 88
Fifth Light Technology
iLight (International Only)

Eaton
1121 Highway 74 South
Peachtree City, GA 30269
P: 770-486-4800
www.eaton.com/lighting

Canada Sales
5925 McLaughlin Road
Mississauga, Ontario L5R 1B8
P: 905-501-3000
F: 905-501-3172

© 2015 Eaton
All Rights Reserved
Printed in USA
Publication No. ADF142665
July 2015

Eaton is a registered trademark.

All other trademarks are property
of their respective owners.

Product availability, specifications,
and compliances are subject to
change without notice.