

DESCRIPTION

The Zuma 1206 is a tiny, yet rugged step light for use with a low voltage, MR16 halogen lamp source. It recess mounts in any non-combustible surface and projects less than 1" from the wall to provide low profile illumination and ADA-compliance. The adjustable 'eyelid' style face plate rotates 360° and shields the lamp source to provide soft, comfortable illumination.

Catalog #		Type
Project		
Comments		Date
Prepared by		

SPECIFICATION FEATURES

A ... Material

Recessed housing is machined from corrosion-resistant 6060-T6 aluminum billet. Face plate and trim ring are die-cast from corrosion-resistant silicone aluminum.

B ... Finish

Fixtures are double protected by a chromate conversion undercoating and polyester powdercoat paint finish, surpassing the rigorous demands of the outdoor environment. A variety of standard colors are available.

C ... Gasket

Housing and face plate are sealed with a high temperature silicone o-ring gasket to prevent water intrusion.

D ... Lens

Diffused tempered glass lens, factory sealed with high temperature adhesive to prevent water intrusion and breakage due to thermal shock.

E ... Hardware

Stainless steel hardware is standard to provide maximum corrosion-resistance.

F ... Socket

Ceramic socket with 250° C Teflon® coated lead wires and GU5.3 bi-pin base.

G ... Electrical

Remote 12V transformer required (not included). Available from Lumière as an accessory - see the Accessories & Technical Data section of this catalog for details.

H ... Lamp

Housing and face plate are sealed with a high temperature silicone o-ring gasket to prevent water intrusion.

I ... Labels & Approvals

UL and cUL listed, standard wet label. Manufactured to ISO 9001-2000 Quality Systems Standard. IBEW union made.

J ... Warranty

Lumière warrants its fixtures against defects in materials & workmanship for three (3) years. Auxiliary equipment such as transformers, ballasts and lamps carry the original manufacturer's warranty.



ZUMA

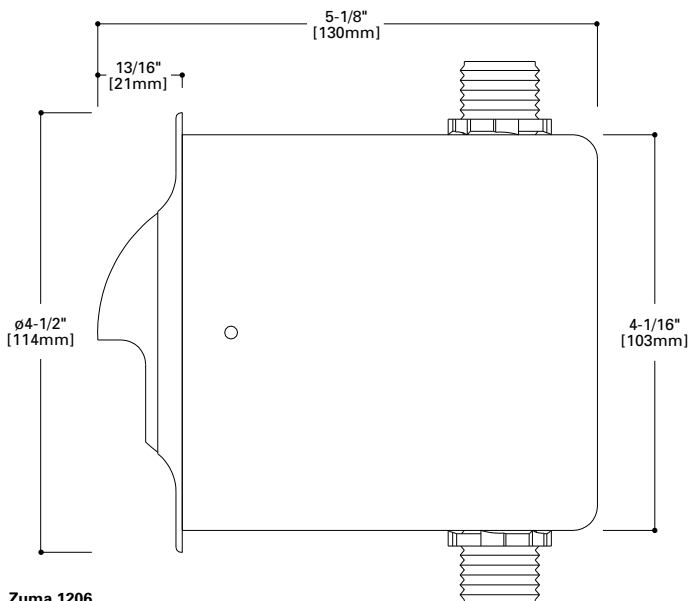
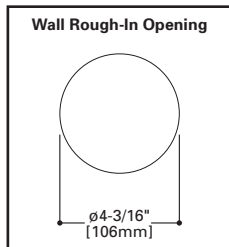
1206

50W (max.) MR16

Halogen
Low Voltage

Step Light

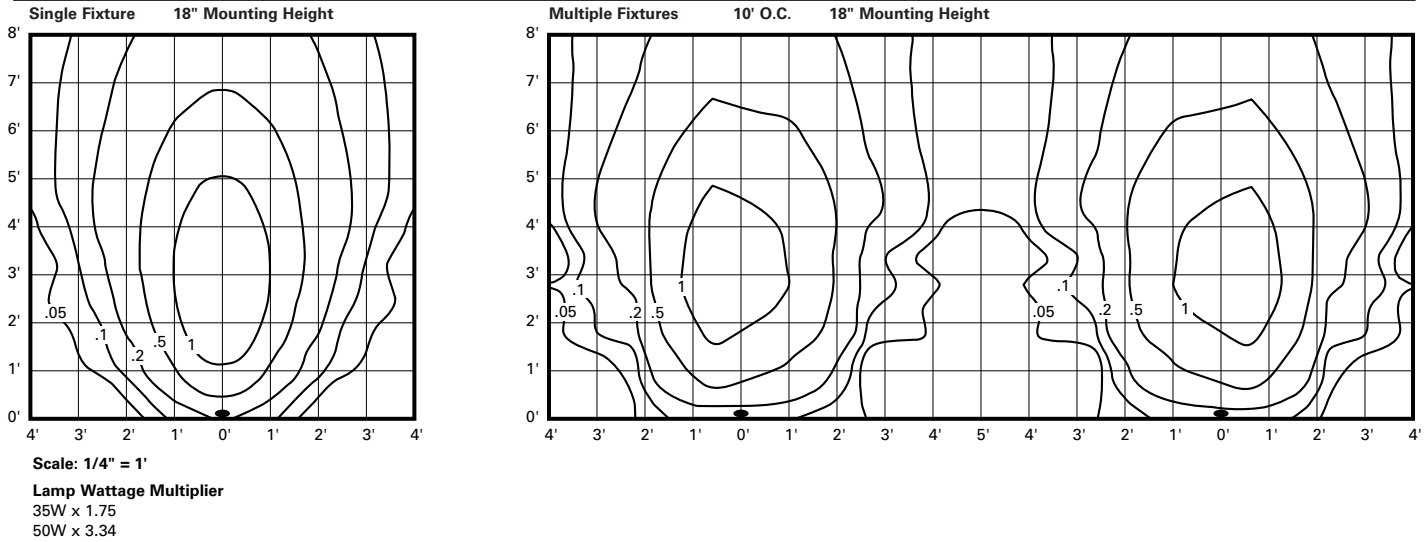
ADA-COMPLIANT



Zuma 1206

Zuma 1206 Test No. H45020 Lamp=20MR16/FL Lumens=280

ISO Footcandle Plot



LAMP INFORMATION

Lamp	ANSI Code	Watts	Beam Spread	CBCP	°K	Life (hrs.)	Base	Volts
50MR16/FL	EXN	50	40°	2000	3050	4000	GU5.3 bi-pin	12

NOTE: Inferior quality lamps may adversely affect the performance of this product. Use only name brand lamps from reputable lamp manufacturers.

NOTES AND FORMULAS

- Beam diameter is to 50% of maximum footcandles, rounded to the nearest half-foot.
- Footcandle values are initial. Apply appropriate light loss factors where necessary.

ORDERING INFORMATION

Series 1206=Eyelid, Recessed Zuma Step Light	Source Halogen 50MR16=50W Max Halogen MR16, GU5.3 Base	Voltage 12=12V	Finish BK=Black BZ=Bronze CS=City Silver VE=Verde WT=White	Accessories Lamps EZX=20W MR16 GU5.3 Bi-Pin Very Narrow Spot ESX=20W MR16 GU5.3 Bi-Pin Narrow Spot BAB=20W MR16 GU5.3 Bi-Pin Flood FRB=35W MR16 GU5.3 Bi-Pin Narrow Spot FRA=35W MR16 GU5.3 Bi-Pin Spot FMW=35W MR16 GU5.3 Bi-Pin Flood EXT=50W MR16 GU5.3 Bi-Pin Narrow Spot EXZ=50W MR16 GU5.3 Bi-Pin Narrow Flood EXN=50W MR16 GU5.3 Bi-Pin Flood FNV=50W MR16 GU5.3 Bi-Pin Very Wide Flood
--	--	--------------------------	--	---

- Notes:
- Lamp not included.
 - 12V remote transformer required - not included.
 - See ACCESSORIES & TECHNICAL DATA section of the Lumière catalog for Low Voltage Cable & Transformers.
 - Consult your Cooper Lighting Solutions representative for additional options and finishes.