

## DESCRIPTION

The Zuma 1211 is a rugged ADA-compliant recessed mounted step light for use with compact fluorescent lamp sources. The housing is constructed from corrosion-proof injection-molded polycarbonate. Louvered or open face plates are available in injection-molded polycarbonate or die-cast aluminum. All models can be mounted in non-combustible surfaces such as brick, concrete or stone.

## SPECIFICATION FEATURES

### A ... Material

Recessed mounted housing is constructed from corrosion-proof injection-molded polycarbonate. Housing includes two 1/2" NPS threaded holes for easy through wiring. Face plate is available in corrosion-proof injection-molded polycarbonate or corrosion-resistant die-cast silicone aluminum.

### B ... Finish

Die-cast aluminum face plates are double protected by a chromate conversion undercoating and polyester powdercoat paint finish, surpassing the rigorous demands of the outdoor environment. A variety of standard colors are available. Injection-molded polycarbonate face plates are available in black or white.

### C ... Reflector

Specular pebblestone aluminum reflector is standard to provide high lumen output and even illumination.

### D ... Gasket

Housing and face plate are sealed with a high temperature silicone o-ring gasket to prevent water intrusion.

### E ... Lens

Fixtures include polycarbonate lens, factory sealed with high temperature adhesive to prevent water intrusion and breakage due to thermal shock.

### F ... Hardware

Stainless steel hardware is standard to provide maximum corrosion-resistance.

### G ... Socket

CF9: Ceramic socket with 250° C Teflon® coated lead wires and G23 base.

### H ... Electrical

Includes integral 120V ballast.

### I ... Lamp

Lamp included as standard. F9TT, 9W, CBCP 580, Rated 10,000 hours.

### J ... Warranty

Lumiere warrants its fixtures against defects in materials & workmanship for three (3) years. Auxiliary equipment such as transformers, ballasts and LED drivers carry the original manufacturer's warranty.

Catalog #		Type
Project		
Comments		Date
Prepared by		

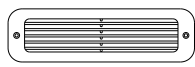
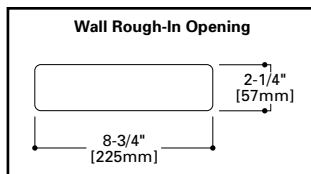


**ZUMA**  
**1211-LA**  
**1211-OA**  
**1211-LP**  
**1211-OP**


**9W (max.)**  
 Compact Fluorescent  
 Line Voltage

**Step Light**

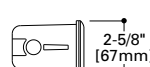
**ADA-COMPLIANT**



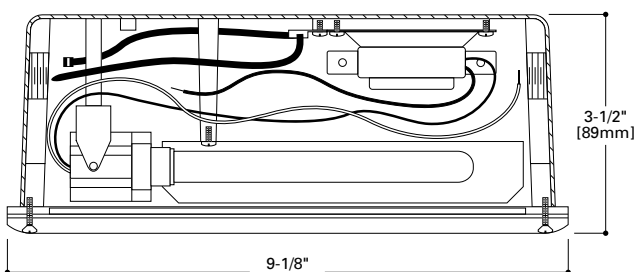
1211-LA & 1211-LP  
(Louvered Face Plate)



1211-OA & 1211-OP  
(Open Face Plate)



Side View

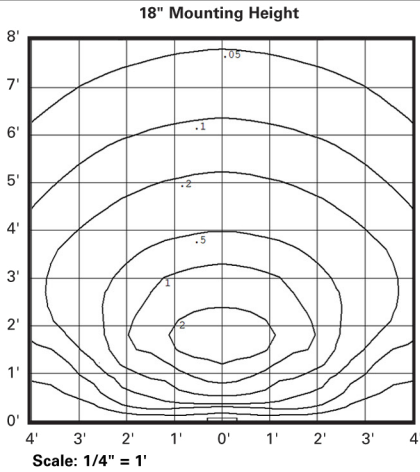


Top Cutaway (detail)

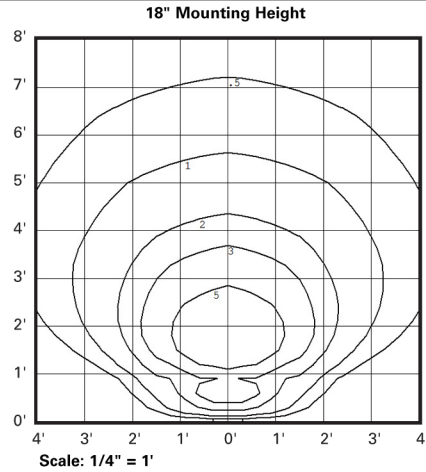
**PHOTOMETRIC DATA**

**Zuma 1211-LP-CF9** Test No. P127712 Lamp= F9TT Lumens= 580 **Zuma 1211-OP-CF9** Test No. P127713 Lamp= F9TT Lumens= 580

**ISO Footcandle Plot**



**ISO Footcandle Plot**



**LAMP INFORMATION**

Lamp	ANSI Code	Watts	Beam Spread	CBCP	°K	Life (hrs.)	Base	Volts
F9TT	---	9	---	580	3500	10,000	G23	120

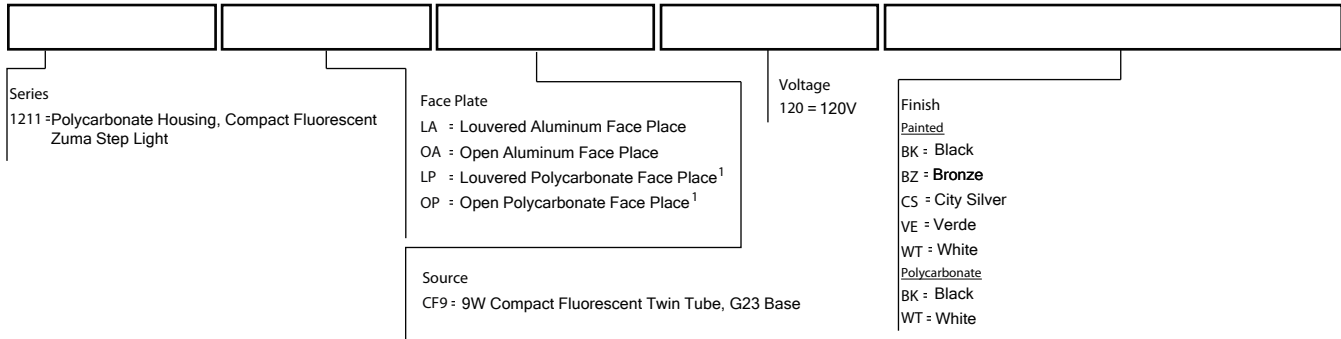
NOTE: Inferior quality lamps may adversely affect the performance of this product. Use only name brand lamps from reputable lamp manufacturers.

**NOTES AND FORMULAS**

- Beam diameter is to 50% of maximum footcandles, rounded to the nearest half-foot.
- Footcandle values are initial. Apply appropriate light loss factors where necessary.

**ORDERING INFORMATION**

Sample Number: 1211-LA-CF9-120-BK



- Notes: 1 Black or white finish only.  
\* Lamp Included  
\* Consult your Cooper Lighting Solutions representative for additional options and finishes.