


Project		Catalog #		Type	
Prepared by		Notes		Date	



WaveLinx Wired

SCMR1220-NA

12 Channel 20 AMP Feed through Relay control module

Typical Applications

Office • Education • Healthcare • Hospitality • Retail • Industrial • Manufacturing • Outdoor

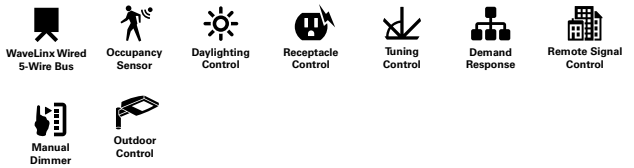
Interactive Menu

- Ordering Information page 2
- Additional Resources page 3
- Wiring Diagrams page 3
- Connected Systems page 4
- Product Warranty

Product Certification




Product Features



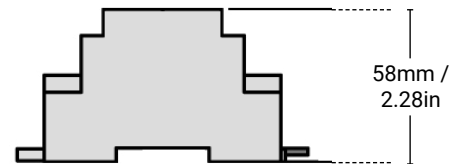
Top Product Features

- Twelve 20A latching feed through relays
- Supports multiple phases
- Switches resistive, inductive and capacitive lighting loads
- Build in relay sequence delay to avoid large inrush
- Manual override per relay
- Alarm and Emergency input

Dimensions



Two key hole slots as an alternative to DINRail fixing



additional product diagrams

Order Information

This is an accessory for the WaveLinx Wired system. When ordering specify the SCMR1220-NA as a separate system accessory. SCMR1220-NA can also be provided factory installed in a WaveLinx Wired Area Controller (see that cut sheet)

Catalog Number

Catalog Number	Description
SCMR1220-NA	12 channel 20A feed

Product Specifications

Key Features

- 12 x 20A feed through relays
- Any phase on any input
- Mounts to standard Top Hat (TS35) DINRail
- Switches resistive, inductive and capacitive lighting loads
- Intelligent 'Built in' propagation delay for switching sequence 1-12
- Manual override of any channel
- Integral processor
- Digital network connections
- DALI input (12 address DALI end device)
- RS485 / DMX512 input with DMX base address rotary switches
- 2 x Auxiliary Inputs
- Configuration stored in Non Volatile EEPROM
- Configurable start up mode

Mechanical

Weight: 0.8kg, 1.7637lbs

Operating temperature: +2°C to +50°C

Note: All enclosures must be adequately ventilated

Max storage temperature: +60°C

Humidity: +5 to 95% non-condensing

Environmental protection: IP20

Electrical

Control: Via digital network connection, DMX or DALI

Supply: 120-277VAC +/- 10% 50/60HZ, 0.1A MAX

Integral iCANnet™ Network Power Supply: 15V 500mA

Output channel current: Maximum 20A at 40°C

(Total unit load not to exceed 192A)

Note: Fully loaded channels should be spaced every other channel to prevent heat buildup

Relay outputs: Capable of switching capacitive inductive or resistive loads

Loads - maximum cable size: 12AWG per circuit

Protection: Provided by installer - use supply MCB, 6A or less

Standards/Ratings

- cULus Listed - Energy Management Equipment (UL916)
- Manufactured in an ISO 9001 certified factory
- Meets ASHRAE Standard 90.1 requirements
- Meets IECC 2015 requirements
- Meets CEC Title 24 requirements

Environmental Regulations:

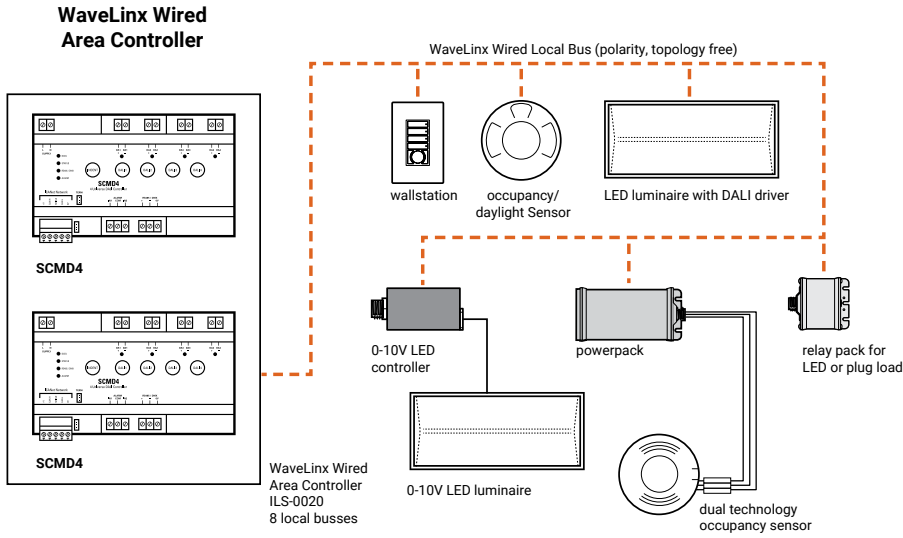
- RoHS Directive 2011/65/EU

Warranty

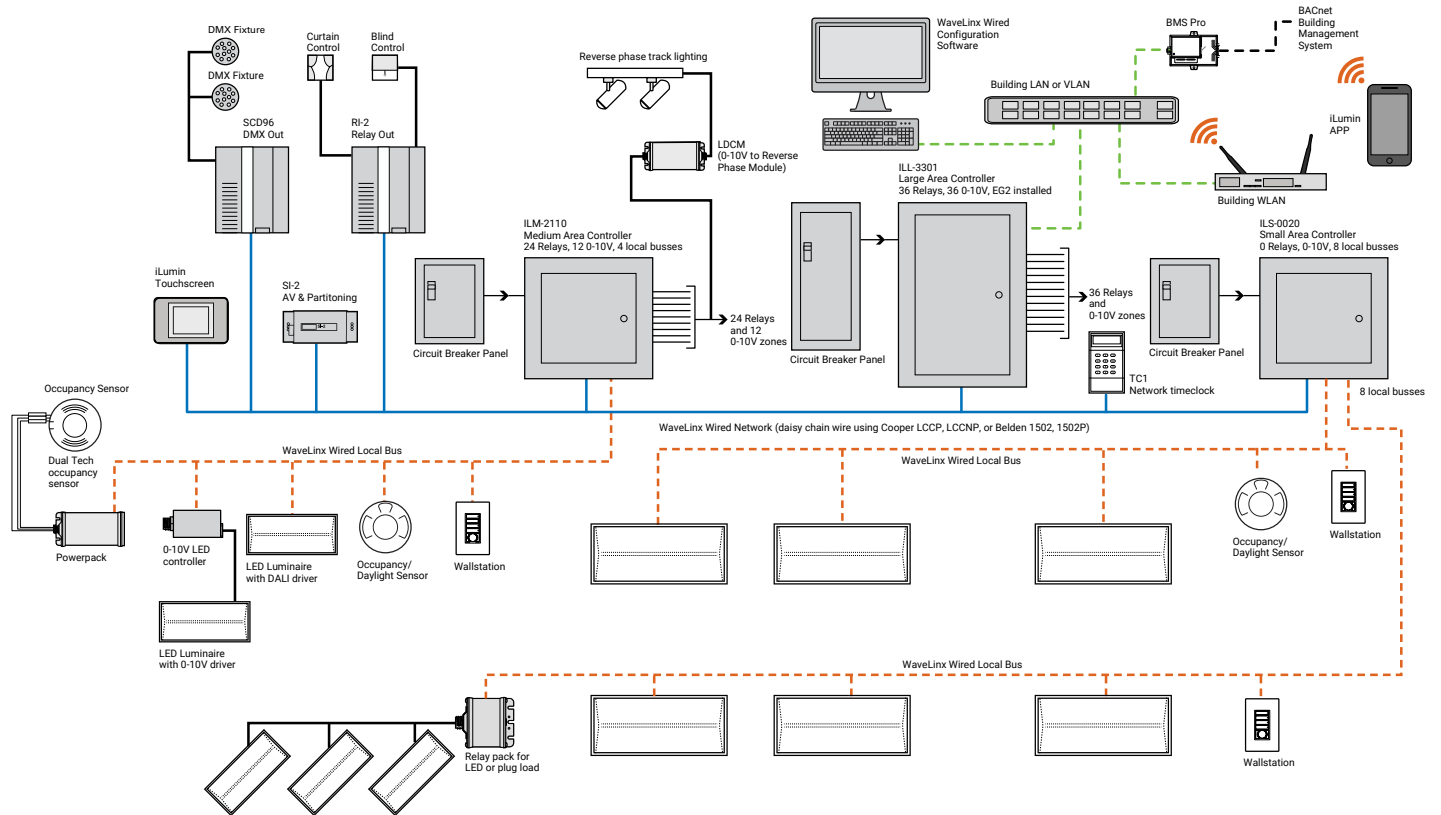
Five year warranty standard

System architecture

Simple WaveLinx Wired system



Complete WaveLinx Wired system



Overview

The SCMR1220-NA relay control module is a 12 channel 20A feed through relay unit that provides outstanding features and performance in a truly competitive and compact package. Each channel is rated for up to 20A and is designed to switch heavy loads of all types.

With a digital network, DMX and DALI connectivity, it has the capability of being linked with a virtually limitless number of other WaveLinx Wired products to build up to any size of system. This product is designed for projects where high power switching is required including LED's, fluorescents as well as non-lighting loads of any voltage up to 277VAC.

Sample System Topology:

This diagram shows the main components of the WaveLinx Wireless and Wired Connected Lighting system.

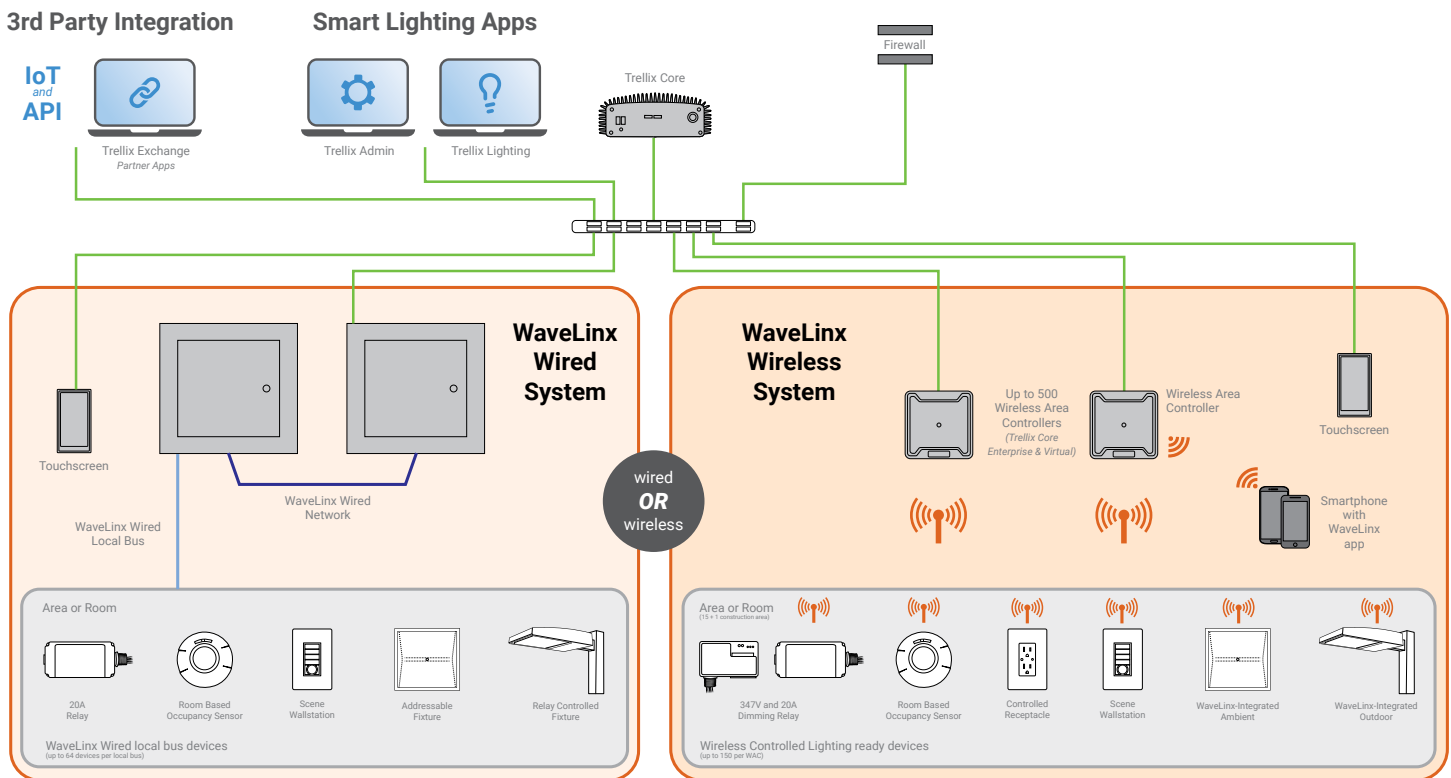
The **WaveLinx wireless system** communicates using wireless mesh technology based on the IEEE 802.15.4 standard. A PoE LAN connection for each Wireless Area Controller (WAC) is required for power and data access to the building lighting network.

The **WaveLinx wired system** controls the devices using relay, 0-10V, DMX and the WaveLinx digital local bus. The WaveLinx wired system connects to the building LAN using the EG2 module. Each WaveLinx wired area controller communicate on the WaveLinx wired network. The WaveLinx wired network supports over 60,000 devices.

The Trellix Core, WaveLinx Area Controllers (WAC) and WaveLinx Ethernet Gateways (EG2) communicate with each other over the Ethernet network.

Please refer to the WaveLinx Wireless Network and IT Guidance Technical Guide and WaveLinx Wired Network and IT Guidance Technical Guide for more information.

[View WaveLinx Network and IT Guidance Technical Guide](#)



Control Systems

- Trellix
- WaveLinx Wireless
- WaveLinx Wired
- VividTune