

# Integrated Sensor Programming and Personal Remote

Catalog#	Prepared by
Project	Date
Comments	Type

## Overview

The Integrated Sensor programming remote (ISHH-01) is a handheld tool that provides the user the ability to control a luminaire using the Integrated Sensor technology. Using the remote the user can turn On/Off and adjust the light level of the luminaire. It also allows the programmability of Occupied and Un-occupied scenes as well as the Energy Saver scene.

The Integrated Sensor personal remote (ISHH-02) is a handheld tool that provides the user the ability to control the luminaire only. This remote does not allow the user to program Occupied, Un-Occupied or Energy Saver Scenes. The personal remote does permit the user to trigger scenes automatically adjusting the luminaire light level to the selected scene.

## Features

- Simple to use personal remote (ISHH-01 and ISHH-02)
- Personalize Occupied, Un-Occupied and Energy Saver Scenes (ISHH-01 only)
- Easy to use labelled button remote (ISHH-01 and ISHH-02)



Powering Business Worldwide

## Specifications

<b>Battery</b>	2 AAA (included)
<b>Communication</b>	IR (requires luminaire with Eaton Integrated Sensor)

## Description/Operation

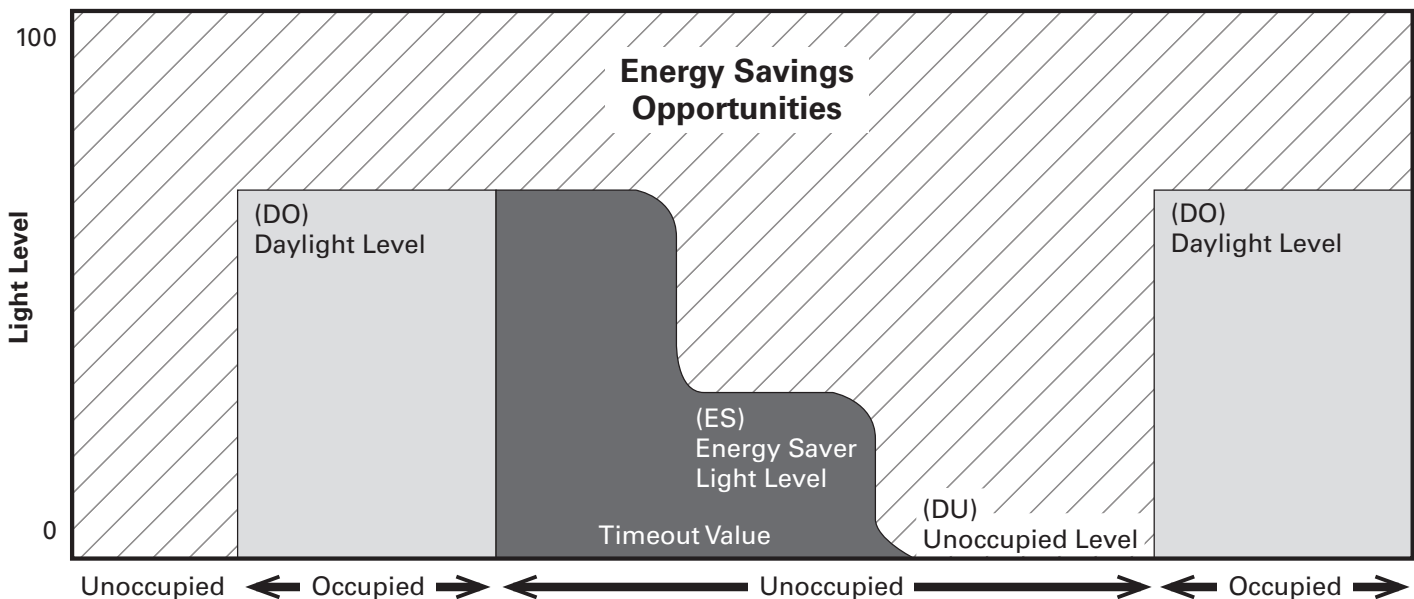
Capture the benefits of traditional lighting controls, without complicated coverage planning or special wiring. Ideal for new construction or retrofit fixtures with the Integrated Sensor deliver Automatic On to an energy saving light level, while ensuring lighting is turned OFF when the space is unoccupied (Daylighting versions only).

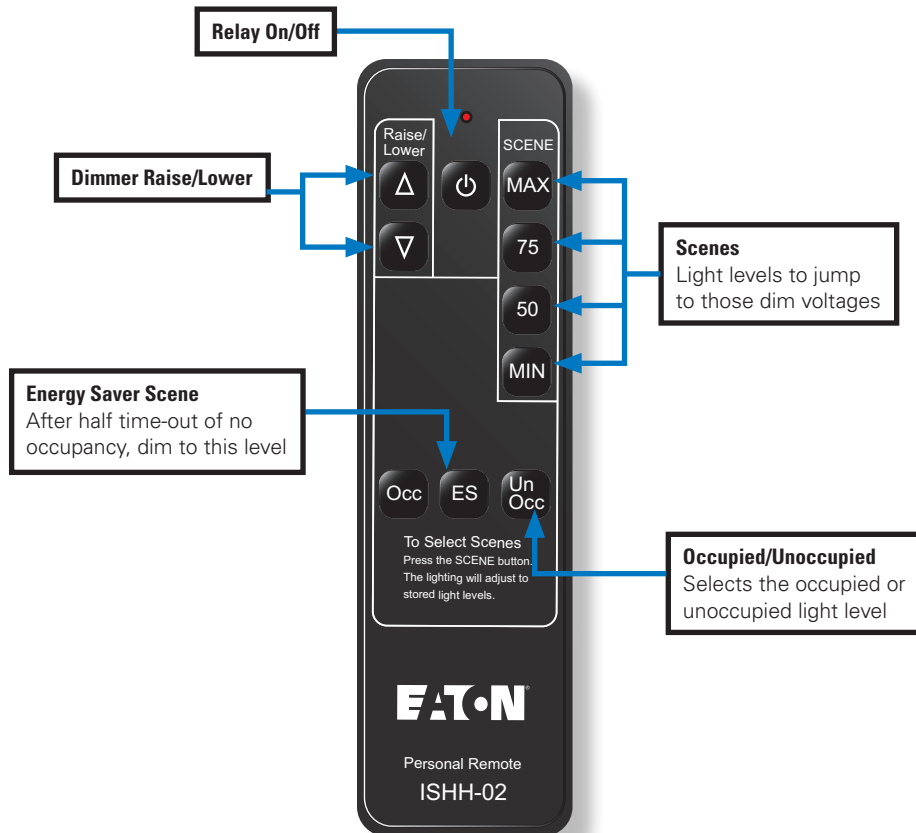
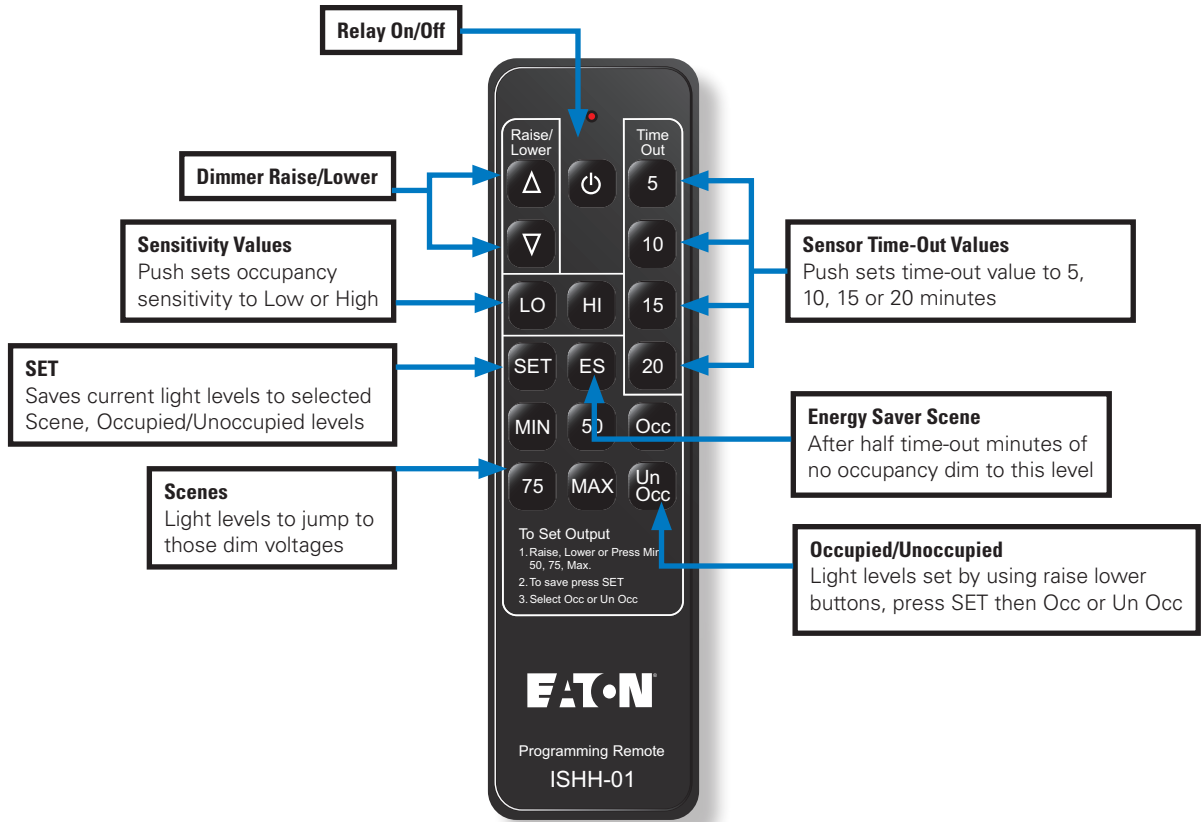
The integral daylight sensor reduces the need for special daylight zone planning. Each luminaire will automatically adjust the light level based on reflected light beneath the sensor.

Occupied daylight light levels and unoccupied light levels can be adjusted using the integrated sensor programming remote (Catalog Number: ISHH-01). The integrated sensor personal remote (Catalog Number: ISHH-02) provides code compliant (ASHRAE, IECC, T24) manual raise, lower, ON, OFF control.

## How It Works

- As the user enters the space controlled by the integrated sensor, the lighting turns ON to the default occupied level.
- Lighting will remain at that the daylight level until the space is unoccupied. This will start the occupancy time-out period (default 20 minutes).
- If the space remains unoccupied for half of the time-out period, the lighting will automatically reduce to the Energy Saver light level. This adjustable light level is typically equal to the occupied daylight level.
- At the end of the time-out period the lighting will go to the unoccupied light level. This adjustable light level uses the OFF default setting.
- Use the ISHH-01 Programming remote to customize the Occupied, Energy Saver and Unoccupied light levels.





December 2015

## Ordering

This is an accessory for Eaton fixtures with Integrated Sensors including the following.

<b>Indoor Spaces</b>	<b>Outdoor Spaces</b>
Encounter Series	Quadcast
Cruze Series	Night Falcon
SkyRidge Series	Prevail
Divide Recessed Series	
SkyBar Single	
SWLED Series	
RZL (4',8', and 12')	
Portfolio Wavestream	

<b>Catalog #</b>	<b>Description</b>
ISHH-01	Integrated Sensor Programming Remote
ISHH-02	Integrated Sensor Personal Remote (California CEC approved)

**Eaton**  
 1000 Eaton Boulevard  
 Cleveland, OH 44122  
 United States  
 Eaton.com

Eaton's Cooper Controls Business  
 203 Cooper Circle  
 Peachtree City, GA 30269  
[www.eaton.com/lightingsystems](http://www.eaton.com/lightingsystems)

© 2015 Eaton  
 All Rights Reserved  
 Printed in USA  
 Publication No. TD503066EN  
 December 21, 2015

Eaton is a registered trademark.  
 All other trademarks are property  
 of their respective owners.