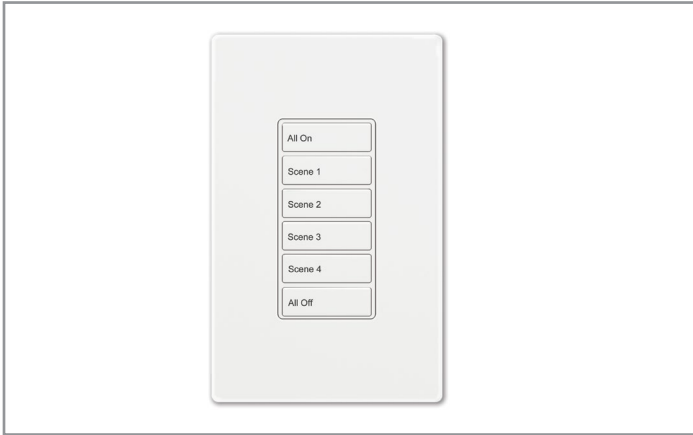


Project		Catalog #		Type	
Prepared by		Notes		Date	



Greengate

Scene Wallstation

- Interactive Menu**
- Order Information page 2
 - Additional Resources page 3
 - Wiring Diagrams page 4
 - Connected Systems page 5
 - Product Warranty

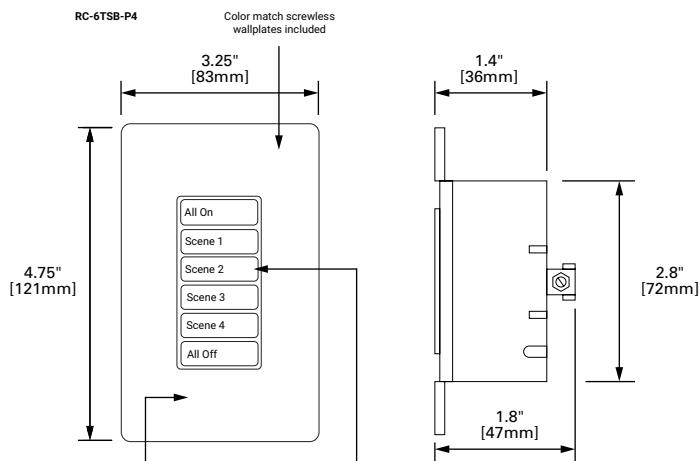
Product Features



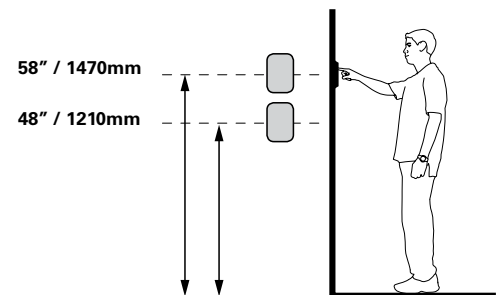
Top Product Features

- Low-voltage control for ON/OFF and dimming loads
- Personalize the scene buttons with ON/OFF and dimming needs per output
- Pre-terminated control cable ready with RJ45 ports eliminate wiring errors
- Custom engraving options available - buttons may be replaced in the field (10 character limit)

Dimensional and Mounting Details



Scale or Mounting Height



additional product diagrams

Order Information

SAMPLE ORDER NUMBER: **RC-6TSB-P1-W**

One single gang color matching wallplate is included in the package. Standard button engraving shown below. Engraving appears as black text on white, ivory, and gray buttons. Engraving appears as gold text on black buttons. If white engraved text is desired on black buttons use the configurator tool with the FlashPro software.

Catalog Number	Number of Buttons	Button Engraving	Insert Color
RC-6TSB-P1-W	3 =Large Buttons – TLB 6 = Small Buttons – TSB	P1 = Scene 1, Scene 2, All Off (3TLB) P2 = Scene 1, Scene 2, Scene 3, Scene 4, Scene 5, All Off (6TSB) P3 = All On, Scene 1, Scene 2, Scene 3, Scene 4, All Off (6TSB) P4 = Scene 1, Scene 2, Scene 3, Raise, Lower, All Off (6TSB)	W = White B = Black V = Ivory G = Gray
Notes			
For custom configurations or custom engraving, use the configurator tool within the FlashPro tool.			

Additional Information

Catalog Number	Description
HHPR-RC LVHH-02	Room Controller Personal Remote DLVP Personal Remote

Engraving	Relay Style	Zone / Dimmer 1	Zone / Dimmer 2	Zone / Dimmer 3	Address
	All relays ON	N/A	N/A	N/A	N/A
Scene 1:	All relays ON	=50%	=50%	=50%	12
Scene 2:	All relays ON	=100%	=100%	=100%	13
Scene 3:	All relays ON	=50%	=100%	=50%	14
Scene 4:	All relays ON	=30%	=0%	=25%	15
Scene 5:	All relays ON	=20%	=20%	=20%	4
Scene 6:	All relays ON	=100%	=100%	=100%	DIP #4
	All relays OFF	N/A	N/A	N/A	N/A
Notes					
* Button defaults when shipped.					
** Not available in a wallstation configuration					

Product Specifications

Mechanical

Size: 4.75" H x 3.25" W (121mm x 83mm)

Environment:

- **Operating temperature:** 32°F to 104°F (0°C to 40°C)
- **Relative humidity operating:** Less than 95%, non-condensing
- For indoor use only

Connection Ports: Two RJ45 ports

Button Configurations:

- Large buttons: 2 or 3
- Small buttons: 2, 4, 5, 6

Installation:

- Standard decorator opening

Electrical

Input Requirements:

- Class 2, LPS

Voltage: 24 VDC supplied from Room Controller

Standards

- UL 508 Listed

Warranty

Five year warranty standard

Overview

The scene wallstations are pre-engraved low-voltage switches that operate on 24 VDC power supplied by the Room Controller or DLVP power module. Each scene wallstation is designed to fit in a standard decorator opening and has two RJ45 ports for local network connections to eliminate wiring errors.

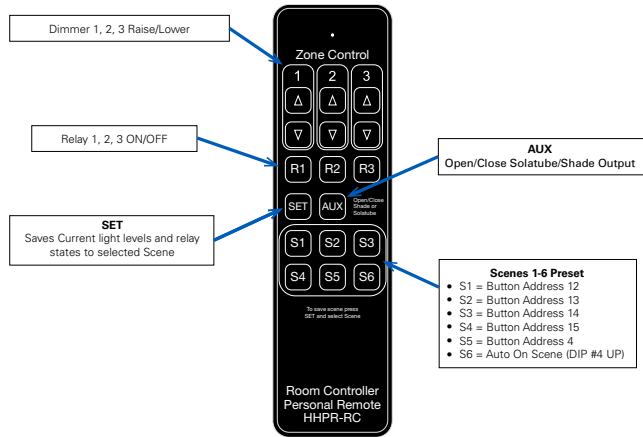
The scene wallstations are pre-terminated control cable ready and work immediately upon power up. Scene wallstations are fully functional out-of-the-box but can be customized to meet needs using a personal remote to adjust and save the scene settings.

Installation

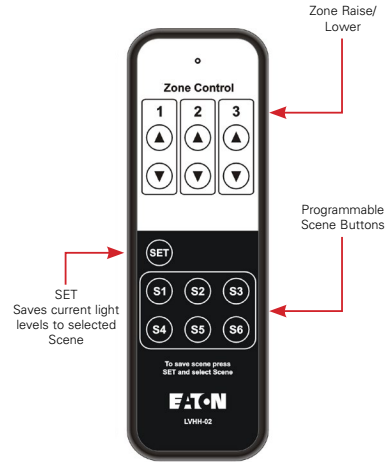
Low-voltage devices are connected using pre-terminated control cables (ordered separately).

Wiring Diagrams

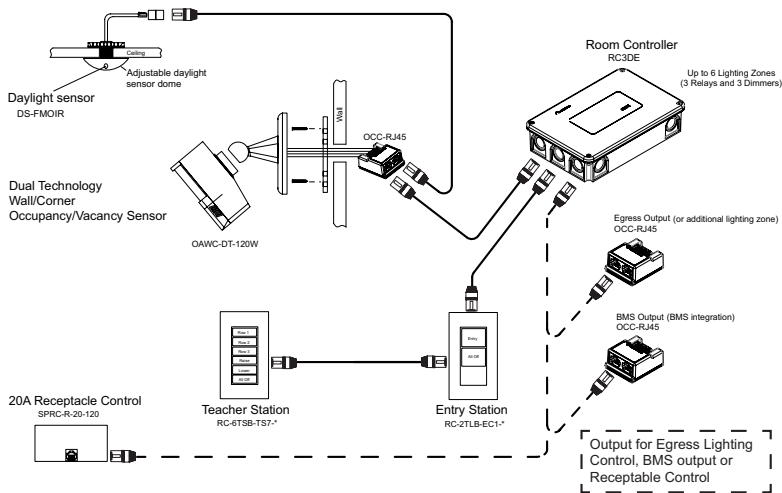
Room Controller Personal Remote



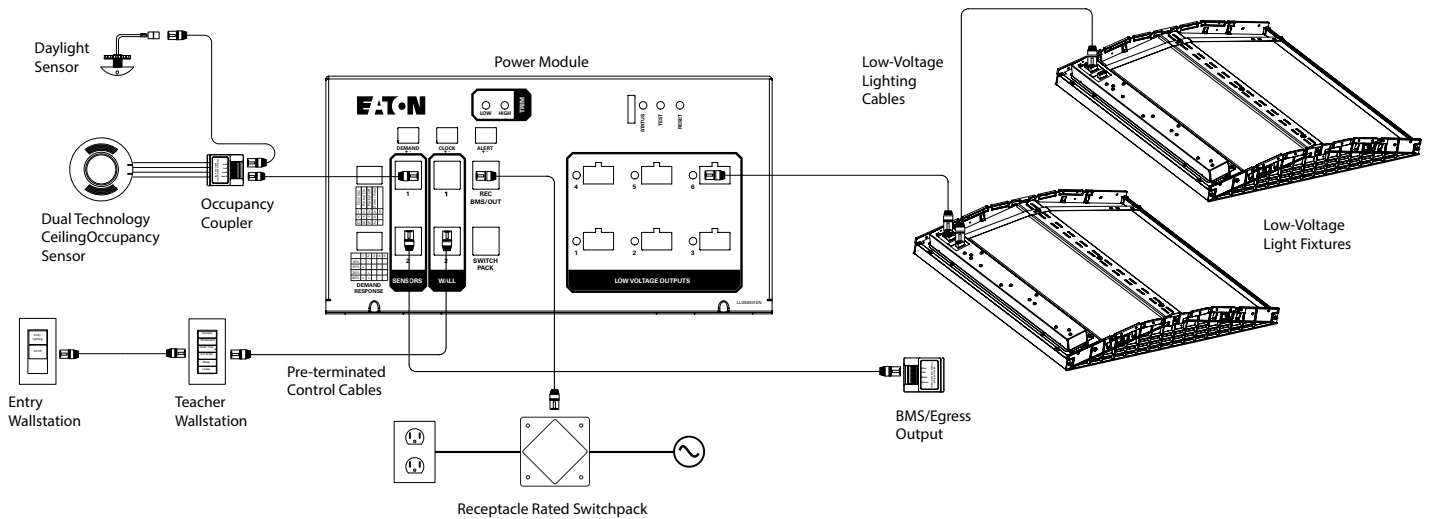
DLVP Personal Remote



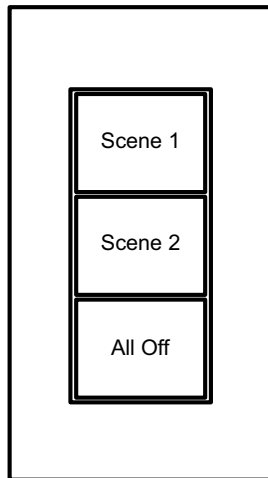
Sample Room Controller System Topology




Sample DLVP System Topology




Sample Wallstations



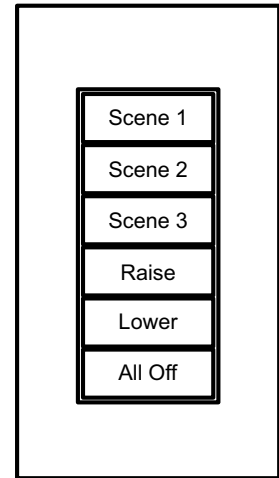
RC-3TLB-P1*
Preset Wallstation



RC-6TSB-P2*
Preset Wallstation



RC-6TSB-P3*
Preset Wallstation



RC-6TSB-P4*
Preset Wallstation