

# 0-10V dimmer sensor

Project Name:	Prepared By:
Project Number:	Date:
Catalog Number:	Type:

## Description

Single pole & 3-Way  
 10A @ 120V/AC  
 8A @ 277V/AC  
 0-10VDC **FLR** and **LED** ballasts



OSW-P-010

## Design features

- Compatible with dimmable 0-10V LED and FLR ballasts
- Provides 180 degree field of view and 1000 sq. ft. of major motion coverage
- Selectable time delay of 15 seconds (Test mode, changes to 2 minutes after 2 minutes of powering up), 5 minutes (factory default), 15 minutes and 20 minutes
- Full-range preset dimming control provided with horizontal dim/bright bar
- Adjustable high-end and low-end trim setting
- Single green LED indicates motion
- Push pad design provides minimal travel and crisp actuation
- Uniform color matches PIR lens to device housing
- Digital circuitry provides aesthetically pleasing soft ON/fade OFF
- Occupancy Sensor version allows to toggle between Auto ON/ Auto OFF or Manual ON/Auto OFF mode
- Occupancy Sensor version provides a selectable ambient light override preventing lights from switching ON when there is acceptable natural light
- Meets California Title 20 requirements
- No leakage to load in OFF mode
- Easily configurable to suit specific applications
- Neutral is required for installation of device

**Table 1. 0-10V Dimmer Sensor**

Catalog No.	Description	Compatible Lamp Types	Rating		Color Suffix
			Watt	V/AC	
<input type="checkbox"/> OSW-P-010	Occupancy sensor & dimmer with LED Single pole/3-Way preset	0-10VDC LED/FLR	1200 2200	120 277	BK, G, LA, V, W
<input type="checkbox"/> VSW-P-010	Vacancy sensor & dimmer with LED Single pole/3-Way preset	0-10VDC LED/FLR	1200 2200	120 277	BK, G, LA, V, W

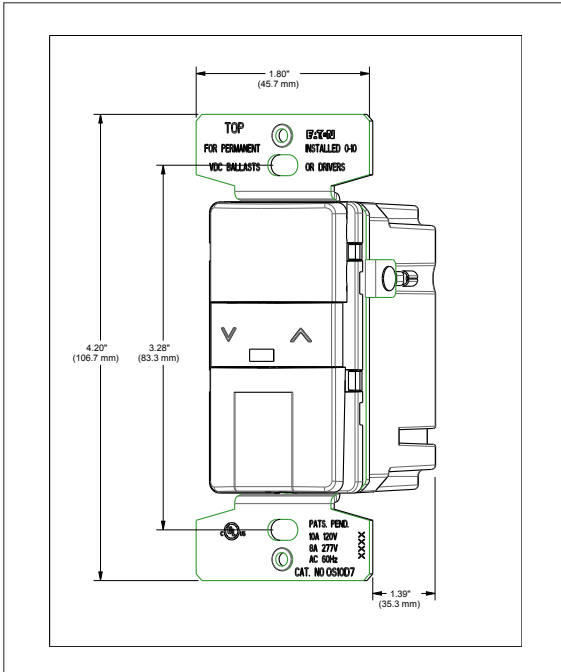
**Compliances, specifications and availability are subject to change without notice.**



Powering Business Worldwide

Project Name:	Prepared By:
Project Number:	Date:
Catalog Number:	Type:

## Product Dimensions



## Coverage Diagram

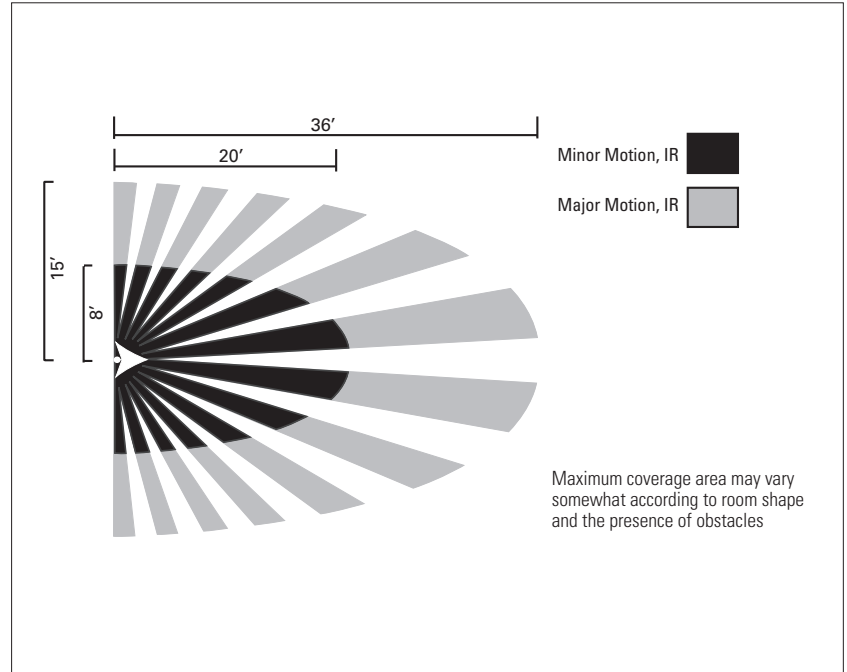
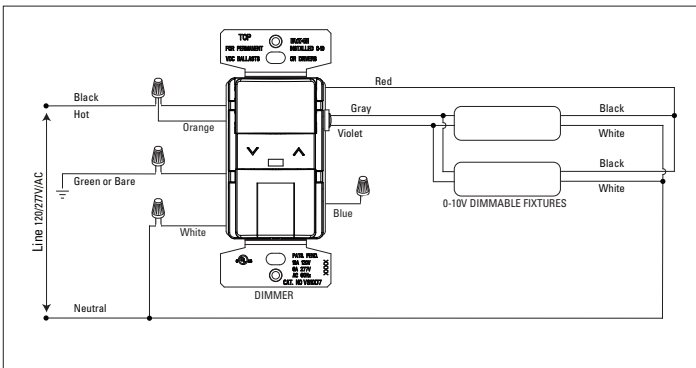


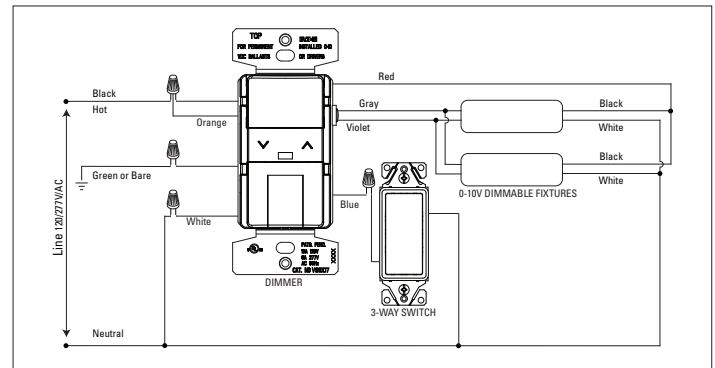
Figure 1. OSW-P-010/VSW-P-010 Line Art with Dimensions

## Wiring Diagrams

### Single-Pole Wiring Diagram FLR, LED



### 3-Way Wiring Diagram FLR, LED



## Applications

Eaton's 0-10V dimmer sensor is a 3 in 1 solution that combines functionality of a switchpack, a sensor and a 0-10V dimmer into one wallbox device, to help customers save labor costs as well as meet the latest energy codes and standards. Eaton's 0-10V dimmer sensor solution offers a convenient and cost effective way for users to satisfy commercial energy codes like ASHRAE 90.1 and California Title 20 that require designs that enable energy savings for Commercial facilities. Some of the requirements that can be met by a solution incorporating this device include Area Control, Automatic Lighting Shutoff, Manual ON or Partial ON (ASHRAE 90.1 only), Multi-level Lighting Control and Occupancy Sensor Control. This product can be used in Single-pole (one location) as well as 3-Way (multi-location) applications and is compatible with Eaton's decorator style devices and wallplates. This device also allows isolation of its relay for occupancy based control of external power packs.

Project Name:	Prepared By:
Project Number:	Date:
Catalog Number:	Type:

**Table 2. Specifications**

<b>Catalog No.</b>	<b>OSW-P-010, VSW-P-010 Series</b>
<b>Device Type</b>	<b>0-10V dimmer sensor</b>
<b>Wiring Type</b>	6" pre-stripped wire leads, #16 AWG
<b>Testing &amp; Code Compliance</b>	<ul style="list-style-type: none"> <li>• cULus Listed to UL244A &amp; UL1472, file no. E325082</li> <li>• NOM Certified</li> <li>• California Title 20 Compliant</li> </ul>
<b>Environmental Specifications</b>	<b>Flammability:</b> Meets UL 94 requirements; V2 rated <b>Temperature Rating:</b> 0°C to 40°C (32°F to 104°F)
<b>Electrical Specifications</b>	<b>Rating:</b> 120V/AC 277V/AC at 60 Hz <b>Light Intensity Control:</b> Full-range, continuously variable dimming <b>Surge Protection:</b> Meets ANSI/IEEE Std. C62.41, tested to withstand voltage surges up to 6000V and current surges of up to 3000A <b>Radio Frequency Interference:</b> Designed to reduce interference with radio, audio and video equipment <b>Power-failure Memory:</b> Light returns to ON at 50% or lower
<b>Mechanical Specifications</b>	<b>Wiring Types:</b> Single pole & 3-Way <b>LED Indicators:</b> To indicate motion <b>Voltage Ratings:</b> Permanently marked on device

**Table 3. Materials**



<b>Catalog No.</b>	<b>OSW-P-010, VSW-P-010 Series</b>
<b>Top Housing</b>	Polycarbonate
<b>Bottom Housing</b>	Polycarbonate
<b>Strap</b>	Aluminum
<b>Form Factor</b>	Decorator
<b>Finish</b>	Gloss

**Table 4. Color Ordering Information**

For ordering devices, include Catalog no. followed by the Color suffix: BK (Black), G (Gray), LA (Light Almond), V (Ivory), W (White)

<b>BK</b>	<b>G</b>	<b>LA</b>	<b>V</b>	<b>W</b>
(Black)	(Gray)	(Light Almond)	(Ivory)	(White)

## Certifications & Compliances

<b>Catalog No.</b>		
OSW-P-010	•	•
VSW-P-010	•	•

**KEY:**  cULus  NOM

**Eaton**  
1121 Highway 74 South  
Peachtree City, GA 30269  
www.eaton.com/lightingsystems  
For service or technical assistance:  
1-800-553-3879

© 2017 Eaton  
All Rights Reserved  
Printed in USA  
Publication No. TD620016EN  
January 4, 2017

Specifications and dimensions subject to change without notice.