

## DESCRIPTION

The Entri LED luminaire features a classic and stylish design with the added benefits of solid state lighting technology, offering outstanding uniformity and energy savings. Using Cooper Lighting Solutions' proprietary LED LightSquare technology and AccuLED Optics™ system, the Entri LED luminaire offers designers vast versatility in system design, function and performance. Use Entri LED for wall mount architectural lighting applications and egress lighting requirements. UL/cUL listed for use in wet locations.

<b>Catalog #</b>		<b>Type</b>
<b>Project</b>		
<b>Comments</b>		<b>Date</b>
<b>Prepared by</b>		

## SPECIFICATION FEATURES

### Construction

**HOUSING:** Heavy wall, one-piece, die-cast aluminum construction for precise tolerance control and repeatability in manufacturing. Integral extruded aluminum heat sink provides superior thermal heat transfer in +40°C ambient environments. **FACEPLATE / DOOR:** One-piece, die-cast aluminum construction. Captive, side hinged faceplate swings open via release of one flush mount die-cast aluminum latch on housing side panel. **GASKET:** One-piece molded silicone gasket mates perfectly between the door and housing for repeatable seal. **LENS:** Uplight lens is impact-resistant, 5/32" thick tempered frosted glass sealed to housing with continuous bead silicone gasket. Downlight lens is an LED LightSquare with integral optics sealed for IP66 rating. **HARDWARE:** Stainless steel mounting screws and latch hardware allow access to electrical components for installation and servicing.

### Optics

Choice of 9 patented, high efficiency AccuLED Optics™ distributions. Optics are precisely designed to shape the light output, maximizing efficiency and application spacing. AccuLED Optics technology creates consistent distributions with the

scalability to meet customized application requirements. CRI and CCT offering includes 2200K, 2700K, 3000K, 3500K, 4000K, 5000K, and 5700K with minimum 70CRI and 2700K and 3000K with minimum 80CRI all within 5-step MacAdam ellipse.

### Electrical

LED drivers mount to die-cast aluminum back housing for optimal heat sinking, operation efficacy, and prolonged life. Standard drivers feature electronic universal voltage (120-277V 50/60Hz), 347V 60Hz or 480V 60Hz operation. 480V is compatible for use with 480V Wye systems only. Greater than 0.9 power factor, less than 20% harmonic distortion, and is suitable for operation in -40°C to 40°C ambient environments and optional 50C construction available. All fixtures are shipped standard with 10kV/10kA common – and differential – mode surge protection. LightSquare feature an IP66 enclosure rating and maintain greater than 98% lumen maintenance at 60,000 hours per IESNA TM-21. Emergency egress options for -20°C ambient environments, WaveLinX™, occupancy sensor, and dimming options available.

### Mounting

**JUNCTION BOX:** Standard with


zinc-plated, quick-mount junction box plate that mounts directly to 4" J-Box. LightSquare mounts facing downward. Fixture slides over mounting plate and is secured with two stainless steel fasteners. Mounting plate features a one-piece EPDM gasket on back side of plate to firmly seal fixture to wall surface, forbidding entry of moisture and particulates. Optional mounting arrangements utilize a die-cast mounting adaptor box to allow for LED battery pack, surface conduit and trough branch wiring. The Entri LED luminaire is approved for mounting on combustible surfaces.

### Finish

Housing is finished in five-stage super TGIC polyester powder coat paint, 2.5 mil nominal thickness for superior protection against fade and wear. LightSquare cover plates are standard white and may be specified to match finish of luminaire housing. Standard colors include black, bronze, grey, white, dark platinum and graphite metallic. RAL and custom color matches available. Consult Outdoor Architectural Colors brochure for a complete selection.

### Warranty

Five-year warranty.



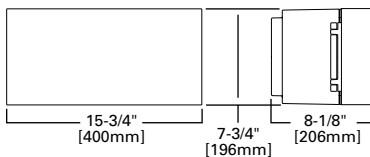
## ENC/ENT/ENV ENTRI LED

LightSquare  
Solid State LED

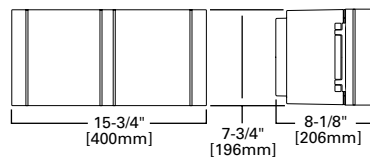
ARCHITECTURAL WALL  
LUMINAIRE

## DIMENSIONS

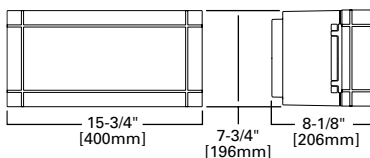
### ENC (Round Clean)



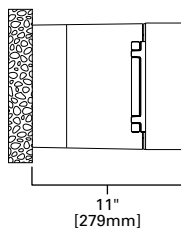
### ENT (Triangle Reveals)



### ENV (Round Reveals)



### CONDUIT MOUNT / BATTERY BACK BOX



### CERTIFICATION DATA

DesignLights Consortium® Qualified\*  
UL/cUL Listed  
ISO 9001  
IP66 LightSquares  
LM79 / LM80 Compliant

### ENERGY DATA

**Electronic LED Driver**  
>0.9 Power Factor  
<20% Total Harmonic Distortion  
120-277V/50 & 60Hz, 347V/60Hz, 480V/60Hz  
-30°C Minimum Temperature  
40°C Ambient Temperature Rating (Optional)

### SHIPPING DATA

**Approximate Net Weight:**  
15.2 lbs. (6.9 kgs.) - Without backbox  
29.1 lbs. (13.2 kgs.) - With backbox

**ORDERING INFORMATION**

Sample Number: ENC-SA1C-740-U-T4W-GM-ULG-HA-ZW-SWPD4BK

Product Family <sup>1</sup>	Light Engine		Color Temperature	Voltage	Distribution	Finish
	Configuration	Drive Current				
ENC=Entri Round Clean ENT=Entri Triangle Reveals ENV=Entri Round Reveals	SA1=1 Square	A=350mA B=450mA C=600mA D=800mA E=1000mA F=1200mA	722=70CRI, 2200K <sup>3</sup> 727=70CRI, 2700K <sup>3</sup> 730=70CRI, 3000K <sup>3</sup> 735=70CRI, 3500K 740=70CRI, 4000K 750=70CRI, 5000K <sup>3</sup> 760=70CRI, 5700K <sup>3</sup> 827=80CRI, 2700K <sup>3</sup> 830=80CRI, 3000K <sup>3</sup>	U=UNV (120-277) 1=120 2=208 3=240 4=277 8=480 9=347	T2=Type II T3=Type III T4FT=Type IV Forward Throw T4W=Type IV Wide SL2=Type II w/Spill Control SL3=Type III w/Spill Control SL4=Type IV w/Spill Control SLL=90° Spill Light Eliminator Left SLR=90° Spill Light Eliminator Right	BZ=Bronze AP=Grey BK=Black DP=Dark Platinum GM=Graphite Metallic WH=White
<b>Options (Add as Suffix)</b>				<b>Accessories (Order Separately)</b>		
F=Single fused (Must specify voltage, fused on single hot leg of 120, 277, or 347) FF=Doubled fused (Must specify voltage, fused on both hot legs of 208, 240, or 480) X=Driver Surge Protection (6kV) Only DIM=0-10V Dimming Driver <sup>5,6</sup> EBP=Battery Pack with Back Box (Must specify voltage, available in 120V or 277V) <sup>2,4,9</sup> CBP=Battery Pack with Back Box, Cold Weather Rated (Must specify voltage, available in 120V or 277V) <sup>2,4,10</sup> CBP-CEC=Battery Pack with Back Box, Cold Weather Rated, CEC compliant (Must specify voltage, available in 120V or 277V) <sup>2,4,10</sup> R90=Rotated Right 90° L90=Rotated Left 90° HSS=Factory Installed House Side Shield <sup>16</sup> LCF=LightSquare Trim Plate Matches Housing Finish <sup>15</sup> ULG=Uplight Glow <sup>7</sup> HA=50°C High Ambient <sup>8</sup> WG=Wire Guard TR=Tamper Resistant Hardware BOX=Empty back box (1/2" NPT, each side with plugs installed) BPC=Button Type Photocontrol (Must specify voltage, available in 120, 208, 240, 277V, 347, and 480) AHD145=After Hours Dim, 5 Hours, 50% <sup>17</sup> AHD245=After Hours Dim, 6 Hours, 50% <sup>17</sup> AHD255=After Hours Dim, 7 Hours, 50% <sup>17</sup> AHD355=After Hours Dim, 8 Hours, 50% <sup>17</sup> MS-L08=Motion Sensor for ON/OFF Operation, Up to 8' Mounting Height <sup>11,12,13</sup> MS-L20=Motion Sensor for ON/OFF Operation, 9' - 20' Mounting Height <sup>11,12,13</sup> MS/DIM-L08=Motion Sensor for Dimming Operation, Up to 8' Mounting Height <sup>11,12,13</sup> MS/DIM-L20=Motion Sensor for Dimming Operation, 9' - 20' Mounting Height <sup>11,12,13</sup> ZW=Wavelinx-enabled 4-PIN Twistlock Receptacle <sup>19,20</sup> ZW-SWPD4XX=Wavelinx Wireless Sensor, 7' - 15' Mounting Height <sup>19,20,21</sup> ZW-SWPD5XX=Wavelinx Wireless Sensor, 15' - 40' Mounting Height <sup>19,20,21</sup>				MA1253=10kV Circuit Module Replacement MA1253-480V=10kV Circuit Module Replacement (480V only) FSIR-100-PK=Wireless Configuration Tool for Occupancy Sensor <sup>11</sup> VA6172SA=Wireguard Accessory VA6173=Tamper-Resistant Driver Bit VA6174=Vandal Shield Accessory VA2001-XX=Thru-Way Conduit Box SWPD4-XX=Wavelinx Wireless Sensor, 7' - 15' Mounting Height (Available colors: BZ=Bronze; WH=White; BK=Black) <sup>19,20,21</sup> SWPD5-XX=Wavelinx Wireless Sensor, 15' - 40' Mounting Height (Available colors: BZ=Bronze; WH=White; BK=Black) <sup>19,20,21</sup> WOLC-7P-10A=WaveLinX Outdoor Control Module (7-pin) LS/HSS=House Side Shield (Works with all distributions listed for Entri)		

**NOTES:**

- DesignLights Consortium® Qualified. Refer to www.designlights.org Qualified Products List under Family Models for details. DLC Family Code: MMMSPQ
- EBP or CBP options limited to 25°C, 120-277V only. Control option limited to BPC=Button Type Photocontrol (must specify voltage).
- Extended lead times apply. Use dedicated IES files when performing layouts.
- Not available with HA option.
- Cannot be used with other control options.
- Low voltage control lead brought out 18" outside fixture.
- ULG only available in 740
- Not available with ULG option
- EBP is rated for minimum operating temperature of 0°C (32°F). Operates downlight for 90-minutes.
- CBP is rated for minimum operating temperature of -20°C (-4°F). Operates downlight for 90-minutes.
- The FSIR-100 configuration tool is required to adjust parameters including high and low modes, sensitivity, time delay, cutoff and more. Consult your lighting representative at Cooper Lighting
- Replace LXX with the available mounting height options: L08, L20, L40 or L40W are the only choices.
- Includes integral photosensor.
- Bronze sensor is shipped with Bronze fixtures. White sensor shipped on all other housing color options.
- Not available with HSS option.
- Only for use with SL2, SL3 and SL4 distributions. The light square trim plate is painted black when the HSS option is selected.
- Requires the use of BPC photocontrol. See After Hours Dim supplemental guide for additional information.
- Control option limited to BPC=Button Type Photocontrol (must specify voltage).
- WAC Gateway required to enable field-configurability: Order WAC-PoE and WPOE-120 (10V to PoE injector) power supply if needed.
- Requires ZW.
- Replace XX with sensor color (WH, BZ, or BK).

**POWER AND LUMENS**

1 LightSquare (SA Series)		ENC (Entri - Round Clean) / ENT (Entri - Triangle Reveals) / ENV (Entri - Round Reveals)							
Drive Current (mA)		EBP / CBP	SA1A (350mA)	SA1B (450mA)	SA1C (600mA)	SA1D (800mA)	SA1E (1000mA)	SA1F (1200mA)	
Power (Watts)	120-277V±	13	20.1	25.4	33.3	43.1	57.2	66.1	
Current (A)	120V	--	0.17	0.22	0.29	0.38	0.48	0.56	
	277V	--	0.09	0.1	0.13	0.17	0.21	0.25	
Power (Watts)	347V or 480V	--	23.3	28.7	36.6	49.5	60.7	70.1	
Current (A)	347V	--	0.07	0.08	0.11	0.15	0.18	0.21	
	480V	--	0.05	0.06	0.08	0.11	0.13	0.16	
<b>Optics</b>									
722 CCT	T2 (Type II)	Lumens	565	2,000	2,508	3,300	4,131	5,147	5,696
		Lumens per Watt <sup>†</sup>	33.0	99.5	98.7	99.1	95.8	90.0	86.2
		BUG Rating	B0-U0-G0	B0-U0-G1	B1-U0-G1	B1-U0-G1	B1-U0-G1	B1-U0-G1	B1-U0-G2
	T2-HSS (Type II, House Side Shield)	Lumens	429	1,521	1,907	2,509	3,141	3,913	4,331
		Lumens per Watt <sup>†</sup>	43.5	75.7	75.1	75.3	72.9	68.4	65.5
		BUG Rating	B0-U0-G0	B0-U0-G0	B0-U0-G0	B0-U0-G1	B0-U0-G1	B0-U0-G1	B0-U0-G1
	T3 (Type III)	Lumens	578	2,046	2,566	3,376	4,226	5,265	5,827
		Lumens per Watt <sup>†</sup>	44.5	101.8	101.0	101.4	4,226	92.0	88.2
		BUG Rating	B0-U0-G0	B1-U0-G1	B1-U0-G1	B1-U0-G1	B1-U0-G1	B1-U0-G1	B1-U0-G2
	T3-HSS (Type III, House Side Shield)	Lumens	436	1,544	1,936	2,548	3,189	3,973	4,398
		Lumens per Watt <sup>†</sup>	33.5	76.8	76.2	76.5	74.0	69.5	66.5
		BUG Rating	B0-U0-G0	B0-U0-G0	B0-U0-G0	B0-U0-G1	B1-U0-G1	B1-U0-G1	B1-U0-G1
	T4FT (Type IV Forward Throw)	Lumens	543	1,924	2,413	3,175	3,974	4,951	5,480
		Lumens per Watt <sup>†</sup>	41.8	95.7	95.0	95.3	92.2	86.6	82.9
		BUG Rating	B0-U0-G0	B1-U0-G1	B1-U0-G1	B1-U0-G1	B1-U0-G1	B1-U0-G2	B1-U0-G2
	T4FT-HSS (Type IV Forward Throw, House Side Shield)	Lumens	402	1,423	1,785	2,349	2,939	3,662	4,054
		Lumens per Watt <sup>†</sup>	30.9	70.8	70.3	70.5	68.2	64.0	61.3
		BUG Rating	B0-U0-G0	B0-U0-G0	B0-U0-G1	B0-U0-G1	B1-U0-G1	B1-U0-G1	B1-U0-G2
	T4W (Type IV Wide)	Lumens	567	2,009	2,520	3,316	4,150	5,171	5,723
		Lumens per Watt <sup>†</sup>	43.6	100.0	99.2	99.6	96.3	90.4	86.6
		BUG Rating	B0-U0-G0	B1-U0-G1	B1-U0-G1	B1-U0-G1	B1-U0-G1	B1-U0-G2	B1-U0-G2
	T4W-HSS (Type IV Wide, House Side Shield)	Lumens	423	1,499	1,879	2,473	3,095	3,856	4,268
		Lumens per Watt <sup>†</sup>	32.5	74.6	74.0	74.3	71.8	67.4	64.6
		BUG Rating	B0-U0-G0	B0-U0-G0	B0-U0-G1	B0-U0-G1	B0-U0-G1	B0-U0-G1	B1-U0-G1
SL2 (Type II w/ Spill Control)	Lumens	560	1,985	2,489	3,275	4,099	5,108	5,653	
	Lumens per Watt <sup>†</sup>	43.1	98.8	98.0	98.3	95.1	89.3	85.5	
	BUG Rating	B0-U0-G1	B1-U0-G1	B1-U0-G1	B1-U0-G1	B1-U0-G1	B1-U0-G2	B1-U0-G2	
SL2-HSS (Type II w/ Spill Control, House Side Shield)	Lumens	459	1,624	2,037	2,680	3,355	4,180	4,626	
	Lumens per Watt <sup>†</sup>	35.3	80.8	80.2	80.5	77.8	73.1	70.0	
	BUG Rating	B0-U0-G0	B0-U0-G1	B0-U0-G1	B1-U0-G1	B1-U0-G1	B1-U0-G1	B1-U0-G1	
SL3 (Type III w/ Spill Control)	Lumens	557	1,971	2,472	3,253	4,072	5,073	5,615	
	Lumens per Watt <sup>†</sup>	42.8	98.1	97.3	97.7	94.5	88.7	84.9	
	BUG Rating	B0-U0-G0	B0-U0-G1	B1-U0-G1	B1-U0-G1	B1-U0-G1	B1-U0-G2	B1-U0-G2	
SL3-HSS (Type III w/ Spill Control, House Side Shield)	Lumens	475	1,684	2,111	2,779	3,478	4,333	4,796	
	Lumens per Watt <sup>†</sup>	36.5	83.8	83.1	83.5	80.7	75.8	72.6	
	BUG Rating	B0-U0-G0	B0-U0-G1	B0-U0-G1	B1-U0-G1	B1-U0-G1	B1-U0-G1	B1-U0-G1	
SL4 (Type IV w/ Spill Control)	Lumens	538	1,905	2,389	3,144	3,935	4,903	5,427	
	Lumens per Watt <sup>†</sup>	41.4	94.8	94.1	94.4	91.3	85.7	82.1	
	BUG Rating	B0-U0-G0	B0-U0-G1	B0-U0-G1	B1-U0-G1	B1-U0-G1	B1-U0-G2	B1-U0-G2	
SL4-HSS (Type IV w/ Spill Control, House Side Shield)	Lumens	466	1,649	2,068	2,721	3,406	4,243	4,696	
	Lumens per Watt <sup>†</sup>	35.8	82.0	81.4	81.7	79.0	74.2	71.0	
	BUG Rating	B0-U0-G0	B0-U0-G1	B0-U0-G1	B0-U0-G1	B0-U0-G1	B1-U0-G1	B1-U0-G2	

POWER AND LUMENS

1 LightSquare (SA Series)		ENC (Entri - Round Clean) / ENT (Entri - Triangle Reveals) / ENV (Entri - Round Reveals)							
Drive Current (mA)		EBP / CBP	SA1A (350mA)	SA1B (450mA)	SA1C (600mA)	SA1D (800mA)	SA1E (1000mA)	SA1F (1200mA)	
Power (Watts)	120-277V±	13	20.1	25.4	33.3	43.1	57.2	66.1	
Current (A)	120V	--	0.17	0.22	0.29	0.38	0.48	0.56	
	277V	--	0.09	0.1	0.13	0.17	0.21	0.25	
Power (Watts)	347V or 480V	--	23.3	28.7	36.6	49.5	60.7	70.1	
Current (A)	347V	--	0.07	0.08	0.11	0.15	0.18	0.21	
	480V	--	0.05	0.06	0.08	0.11	0.13	0.16	
<b>Optics</b>									
722 CCT	SLR (90° Spill Light Eliminator Right)	Lumens	502	1,777	2,228	2,932	3,670	4,572	5,061
		Lumens per Watt <sup>†</sup>	38.6	88.4	87.7	88.0	85.2	79.9	76.6
		BUG Rating	B0-U0-G0	B0-U0-G1	B1-U0-G1	B1-U0-G1	B1-U0-G1	B1-U0-G1	B1-U0-G1
	SLR-HSS (90° Spill Light Eliminator Right, House Side Shield)	Lumens	427	1,511	1,895	2,493	3,121	3,888	4,303
		Lumens per Watt <sup>†</sup>	32.8	75.2	74.6	74.9	72.4	68.0	65.1
		BUG Rating	B0-U0-G0	B0-U0-G0	B0-U0-G1	B1-U0-G1	B1-U0-G1	B1-U0-G1	B1-U0-G1
	SLL (90° Spill Light Eliminator Left)	Lumens	502	1,777	2,228	2,932	3,670	4,572	5,061
		Lumens per Watt <sup>†</sup>	38.6	88.4	87.7	88.0	85.2	79.9	76.6
		BUG Rating	B0-U0-G0	B0-U0-G1	B1-U0-G1	B1-U0-G1	B1-U0-G1	B1-U0-G1	B1-U0-G1
	SLL-HSS (90° Spill Light Eliminator Left, House Side Shield)	Lumens	427	1,511	1,895	2,493	3,121	3,888	4,303
		Lumens per Watt <sup>†</sup>	32.8	75.2	74.6	74.9	72.4	68.0	65.1
		BUG Rating	B0-U0-G0	B0-U0-G1	B0-U0-G1	B1-U0-G1	B1-U0-G1	B1-U0-G1	B1-U0-G1
727 CCT	T2 (Type II)	Lumens	642	2,275	2,853	3,755	4,699	5,855	6,481
		Lumens per Watt <sup>†</sup>	49.4	113.2	112.3	112.8	109.0	102.4	98.0
		BUG Rating	B0-U0-G0	B1-U0-G1	B1-U0-G1	B1-U0-G1	B1-U0-G1	B1-U0-G2	B1-U0-G2
	T2-HSS (Type II, House Side Shield)	Lumens	488	1,730	2,169	2,855	3,573	4,452	4,927
		Lumens per Watt <sup>†</sup>	37.5	86.1	85.4	85.7	82.9	77.8	74.5
		BUG Rating	B0-U0-G0	B0-U0-G0	B0-U0-G1	B0-U0-G1	B0-U0-G1	B0-U0-G1	B0-U0-G1
	T3 (Type III)	Lumens	657	2,328	2,919	3,841	4,807	5,990	6,630
		Lumens per Watt <sup>†</sup>	50.5	115.8	114.9	115.3	111.5	104.7	100.3
		BUG Rating	B0-U0-G0	B1-U0-G1	B1-U0-G1	B1-U0-G1	B1-U0-G1	B1-U0-G2	B1-U0-G2
	T3-HSS (Type III, House Side Shield)	Lumens	496	1,757	2,203	2,899	3,628	4,520	5,003
		Lumens per Watt <sup>†</sup>	38.2	87.4	86.7	87.1	84.2	79.0	75.7
		BUG Rating	B0-U0-G0	B0-U0-G0	B0-U0-G1	B0-U0-G1	B1-U0-G1	B1-U0-G1	B1-U0-G1
	T4FT (Type IV Forward Throw)	Lumens	618	2,189	2,745	3,612	4,521	5,633	6,234
		Lumens per Watt <sup>†</sup>	47.5	108.9	108.1	108.5	104.9	98.5	94.3
		BUG Rating	B0-U0-G0	B1-U0-G1	B1-U0-G1	B1-U0-G1	B1-U0-G1	B1-U0-G2	B1-U0-G2
	T4FT-HSS (Type IV Forward Throw, House Side Shield)	Lumens	457	1,619	2,030	2,672	3,344	4,166	4,612
		Lumens per Watt <sup>†</sup>	35.2	80.5	79.9	80.2	77.6	72.8	69.8
		BUG Rating	B0-U0-G0	B0-U0-G1	B0-U0-G1	B0-U0-G1	B1-U0-G1	B1-U0-G2	B1-U0-G2
	T4W (Type IV Wide)	Lumens	645	2,286	2,867	3,772	4,721	5,883	6,511
		Lumens per Watt <sup>†</sup>	49.6	113.7	112.9	113.3	109.5	102.8	98.5
		BUG Rating	B0-U0-G0	B1-U0-G1	B1-U0-G1	B1-U0-G1	B1-U0-G2	B1-U0-G2	B1-U0-G2
	T4W-HSS (Type IV Wide, House Side Shield)	Lumens	481	1,705	2,138	2,813	3,521	4,387	4,856
		Lumens per Watt <sup>†</sup>	37.0	84.8	84.2	84.5	81.7	76.7	73.5
		BUG Rating	B0-U0-G0	B0-U0-G1	B0-U0-G1	B0-U0-G1	B0-U0-G1	B1-U0-G1	B1-U0-G2
SL2 (Type II w/Spill Control)	Lumens	638	2,258	2,832	3,726	4,664	5,811	6,431	
	Lumens per Watt <sup>†</sup>	49.1	112.3	111.5	111.9	108.2	101.6	97.3	
	BUG Rating	B0-U0-G0	B1-U0-G1	B1-U0-G1	B1-U0-G1	B1-U0-G1	B1-U0-G2	B1-U0-G2	
SL2-HSS (Type II w/Spill Control, House Side Shield)	Lumens	522	1,848	2,317	3,049	3,817	4,755	5,263	
	Lumens per Watt <sup>†</sup>	40.2	91.9	91.2	91.6	88.6	83.1	79.6	
	BUG Rating	B0-U0-G0	B0-U0-G1	B0-U0-G1	B1-U0-G1	B1-U0-G1	B1-U0-G1	B1-U0-G2	

**POWER AND LUMENS**

1 LightSquare (SA Series)		ENC (Entri - Round Clean) / ENT (Entri - Triangle Reveals) / ENV (Entri - Round Reveals)							
Drive Current (mA)		EBP / CBP	SA1A (350mA)	SA1B (450mA)	SA1C (600mA)	SA1D (800mA)	SA1E (1000mA)	SA1F (1200mA)	
Power (Watts)	120-277V±	13	20.1	25.4	33.3	43.1	57.2	66.1	
Current (A)	120V	--	0.17	0.22	0.29	0.38	0.48	0.56	
	277V	--	0.09	0.1	0.13	0.17	0.21	0.25	
Power (Watts)	347V or 480V	--	23.3	28.7	36.6	49.5	60.7	70.1	
Current (A)	347V	--	0.07	0.08	0.11	0.15	0.18	0.21	
	480V	--	0.05	0.06	0.08	0.11	0.13	0.16	
<b>Optics</b>									
727 CCT	SL3 (Type III w/Spill Control)	Lumens	633	2,243	2,813	3,701	4,632	5,771	6,388
		Lumens per Watt <sup>†</sup>	48.7	111.6	110.7	111.1	107.5	100.9	96.6
		BUG Rating	B0-U0-G0	B1-U0-G1	B1-U0-G1	B1-U0-G1	B1-U0-G1	B1-U0-G1	B1-U0-G2
	SL3-HSS (Type III w/Spill Control, House Side Shield)	Lumens	541	1,915	2,402	3,161	3,956	4,929	5,456
		Lumens per Watt <sup>†</sup>	41.6	95.3	94.6	94.9	91.8	86.2	82.5
		BUG Rating	B0-U0-G0	B0-U0-G1	B0-U0-G1	B1-U0-G1	B1-U0-G1	B1-U0-G2	B1-U0-G2
	SL4 (Type IV w/Spill Control)	Lumens	612	2,168	2,718	3,577	4,477	5,578	6,174
		Lumens per Watt <sup>†</sup>	47.1	107.9	107.0	107.4	103.9	97.5	93.4
		BUG Rating	B0-U0-G0	B0-U0-G1	B1-U0-G1	B1-U0-G1	B1-U0-G2	B1-U0-G2	B1-U0-G2
	SL4-HSS (Type IV w/Spill Control, House Side Shield)	Lumens	530	1,876	2,352	3,096	3,874	4,827	5,343
		Lumens per Watt <sup>†</sup>	40.8	93.3	92.6	93.0	89.9	84.4	80.8
		BUG Rating	B0-U0-G0	B0-U0-G1	B0-U0-G1	B0-U0-G1	B1-U0-G1	B1-U0-G2	B1-U0-G2
	SLR (90° Spill Light Eliminator Right)	Lumens	571	2,021	2,535	3,336	4,175	5,202	5,758
		Lumens per Watt <sup>†</sup>	43.9	100.5	99.8	100.2	96.9	90.9	87.1
		BUG Rating	B0-U0-G0	B1-U0-G1	B1-U0-G1	B1-U0-G1	B1-U0-G1	B1-U0-G1	B1-U0-G2
	SLR-HSS (90° Spill Light Eliminator Right, House Side Shield)	Lumens	485	1,719	2,156	2,837	3,550	4,423	4,896
		Lumens per Watt <sup>†</sup>	37.3	85.5	84.9	85.2	82.4	77.3	74.1
		BUG Rating	B0-U0-G0	B0-U0-G1	B0-U0-G1	B1-U0-G1	B1-U0-G1	B1-U0-G1	B1-U0-G1
	SLL (90° Spill Light Eliminator Left)	Lumens	571	2,021	2,535	3,336	4,175	5,202	5,758
		Lumens per Watt <sup>†</sup>	43.9	100.5	99.8	100.2	96.9	90.9	87.1
		BUG Rating	B0-U0-G0	B1-U0-G1	B1-U0-G1	B1-U0-G1	B1-U0-G1	B1-U0-G1	B1-U0-G2
	SLL-HSS (90° Spill Light Eliminator Left, House Side Shield)	Lumens	485	1,719	2,156	2,837	3,550	4,423	4,896
		Lumens per Watt <sup>†</sup>	37.3	85.5	84.9	85.2	82.4	77.3	74.1
		BUG Rating	B0-U0-G0	B0-U0-G1	B0-U0-G1	B1-U0-G1	B1-U0-G1	B1-U0-G1	B1-U0-G1
730 CCT	T2 (Type II)	Lumens	700	2,478	3,107	4,089	5,117	6,376	7,057
		Lumens per Watt <sup>†</sup>	53.8	123.3	122.3	122.8	118.7	111.5	106.8
		BUG Rating	B0-U0-G0	B1-U0-G1	B1-U0-G1	B1-U0-G1	B1-U0-G1	B1-U0-G2	B1-U0-G2
	T2-HSS (Type II, House Side Shield)	Lumens	532	1,884	2,362	3,109	3,891	4,848	5,366
		Lumens per Watt <sup>†</sup>	40.9	93.7	93.0	93.4	90.3	84.8	81.2
		BUG Rating	B0-U0-G0	B0-U0-G0	B0-U0-G1	B0-U0-G1	B0-U0-G1	B0-U0-G1	B1-U0-G2
	T3 (Type III)	Lumens	716	2,535	3,179	4,183	5,235	6,523	7,219
		Lumens per Watt <sup>†</sup>	55.1	126.1	125.2	125.6	121.5	114.0	109.2
		BUG Rating	B0-U0-G0	B1-U0-G1	B1-U0-G1	B1-U0-G1	B1-U0-G1	B1-U0-G2	B1-U0-G2
	T3-HSS (Type III, House Side Shield)	Lumens	540	1,913	2,399	3,157	3,951	4,922	5,448
		Lumens per Watt <sup>†</sup>	41.5	95.2	94.4	94.8	91.7	86.0	82.4
		BUG Rating	B0-U0-G0	B0-U0-G0	B0-U0-G1	B1-U0-G1	B1-U0-G1	B1-U0-G1	B1-U0-G1
	T4FT (Type IV Forward Throw)	Lumens	673	2,384	2,989	3,933	4,923	6,134	6,789
		Lumens per Watt <sup>†</sup>	51.8	118.6	117.7	118.1	114.2	107.2	102.7
		BUG Rating	B0-U0-G0	B1-U0-G1	B1-U0-G1	B1-U0-G1	B1-U0-G2	B1-U0-G2	B1-U0-G2
	T4FT-HSS (Type IV Forward Throw, House Side Shield)	Lumens	498	1,763	2,211	2,910	3,642	4,537	5,022
		Lumens per Watt <sup>†</sup>	38.3	87.7	87.0	87.4	84.5	79.3	76.0
		BUG Rating	B0-U0-G0	B0-U0-G1	B0-U0-G1	B1-U0-G1	B1-U0-G1	B1-U0-G2	B1-U0-G2

**POWER AND LUMENS**

1 LightSquare (SA Series)		ENC (Entri - Round Clean) / ENT (Entri - Triangle Reveals) / ENV (Entri - Round Reveals)							
Drive Current (mA)		EBP / CBP	SA1A (350mA)	SA1B (450mA)	SA1C (600mA)	SA1D (800mA)	SA1E (1000mA)	SA1F (1200mA)	
Power (Watts)	120-277V±	13	20.1	25.4	33.3	43.1	57.2	66.1	
Current (A)	120V	--	0.17	0.22	0.29	0.38	0.48	0.56	
	277V	--	0.09	0.1	0.13	0.17	0.21	0.25	
Power (Watts)	347V or 480V	--	23.3	28.7	36.6	49.5	60.7	70.1	
Current (A)	347V	--	0.07	0.08	0.11	0.15	0.18	0.21	
	480V	--	0.05	0.06	0.08	0.11	0.13	0.16	
<b>Optics</b>									
<b>730 CCT</b>	<b>T4W (Type IV Wide)</b>	Lumens	703	2,489	3,122	4,108	5,141	6,406	7,090
		Lumens per Watt <sup>†</sup>	54.1	123.8	122.9	123.4	119.3	112.0	107.3
		BUG Rating	B0-U0-G0	B1-U0-G1	B1-U0-G1	B1-U0-G1	B1-U0-G2	B1-U0-G2	B1-U0-G2
	<b>T4W-HSS (Type IV Wide, House Side Shield)</b>	Lumens	524	1,857	2,328	3,064	3,835	4,778	5,288
		Lumens per Watt <sup>†</sup>	40.3	92.4	91.7	92.0	89.0	83.5	80.0
		BUG Rating	B0-U0-G0	B0-U0-G1	B0-U0-G1	B0-U0-G1	B0-U0-G1	B1-U0-G2	B1-U0-G2
	<b>SL2 (Type II w/Spill Control)</b>	Lumens	694	2,459	3,084	4,058	5,079	6,328	7,004
		Lumens per Watt <sup>†</sup>	53.4	122.3	121.4	121.9	117.8	110.6	106.0
		BUG Rating	B0-U0-G0	B1-U0-G1	B1-U0-G1	B1-U0-G1	B1-U0-G2	B1-U0-G2	B2U0-G2
	<b>SL2-HSS (Type II w/Spill Control, House Side Shield)</b>	Lumens	568	2,012	2,524	3,321	4,156	5,178	5,732
		Lumens per Watt <sup>†</sup>	43.7	100.1	99.4	99.7	96.4	90.5	86.7
		BUG Rating	B0-U0-G0	B0-U0-G1	B1-U0-G1	B1-U0-G1	B1-U0-G1	B1-U0-G2	B1-U0-G2
	<b>SL3 (Type III w/Spill Control)</b>	Lumens	690	2,442	3,063	4,030	5,044	6,285	6,956
		Lumens per Watt <sup>†</sup>	53.1	121.5	120.6	121.0	117.0	109.9	105.2
		BUG Rating	B0-U0-G0	B1-U0-G1	B1-U0-G1	B1-U0-G1	B1-U0-G2	B1-U0-G2	B1-U0-G2
	<b>SL3-HSS (Type III w/Spill Control, House Side Shield)</b>	Lumens	589	2,086	2,616	3,442	4,308	5,368	5,941
		Lumens per Watt <sup>†</sup>	45.3	103.8	103.0	103.4	100.0	93.8	89.9
		BUG Rating	B0-U0-G0	B0-U0-G1	B0-U0-G1	B1-U0-G1	B1-U0-G1	B1-U0-G2	B1-U0-G2
	<b>SL4 (Type IV w/Spill Control)</b>	Lumens	666	2,361	2,960	3,895	4,875	6,074	6,723
		Lumens per Watt <sup>†</sup>	51.2	117.5	116.5	117.0	113.1	106.2	101.7
		BUG Rating	B0-U0-G0	B0-U0-G1	B1-U0-G1	B1-U0-G1	B1-U0-G2	B1-U0-G2	B1-U0-G2
	<b>SL4-HSS (Type IV w/Spill Control, House Side Shield)</b>	Lumens	577	2,043	2,562	3,371	4,219	5,257	5,818
		Lumens per Watt <sup>†</sup>	44.4	101.6	100.9	101.2	97.9	91.9	88.0
		BUG Rating	B0-U0-G0	B0-U0-G1	B0-U0-G1	B0-U0-G1	B1-U0-G1	B1-U0-G2	B1-U0-G2
<b>SLR (90° Spill Light Eliminator Right)</b>	Lumens	622	2,201	2,761	3,633	4,547	5,665	6,270	
	Lumens per Watt <sup>†</sup>	47.8	109.5	108.7	109.1	105.5	99.0	94.9	
	BUG Rating	B0-U0-G0	B1-U0-G1	B1-U0-G1	B1-U0-G1	B1-U0-G1	B1-U0-G2	B1-U0-G2	
<b>SLR-HSS (90° Spill Light Eliminator Right, House Side Shield)</b>	Lumens	529	1,872	2,347	3,089	3,866	4,817	5,331	
	Lumens per Watt <sup>†</sup>	40.7	93.1	92.4	92.8	89.7	84.2	80.7	
	BUG Rating	B0-U0-G0	B0-U0-G1	B0-U0-G1	B1-U0-G1	B1-U0-G1	B1-U0-G1	B1-U0-G1	
<b>SLL (90° Spill Light Eliminator Left)</b>	Lumens	622	2,201	2,761	3,633	4,547	5,665	6,270	
	Lumens per Watt <sup>†</sup>	47.8	109.5	108.7	109.1	105.5	99.0	94.9	
	BUG Rating	B0-U0-G0	B1-U0-G1	B1-U0-G1	B1-U0-G1	B1-U0-G1	B1-U0-G1	B1-U0-G2	
<b>SLL-HSS (90° Spill Light Eliminator Left, House Side Shield)</b>	Lumens	529	1,872	2,347	3,089	3,866	4,817	5,331	
	Lumens per Watt <sup>†</sup>	40.7	93.1	92.4	92.8	89.7	84.2	80.7	
	BUG Rating	B0-U0-G0	B0-U0-G1	B1-U0-G1	B1-U0-G1	B1-U0-G1	B1-U0-G1	B1-U0-G1	
<b>735 CCT</b>	<b>T2 (Type II)</b>	Lumens	722	2,556	3,205	4,218	5,279	6,577	7,279
		Lumens per Watt <sup>†</sup>	55.5	127.2	126.2	126.7	122.5	115.0	110.1
		BUG Rating	B0-U0-G0	B1-U0-G1	B1-U0-G1	B1-U0-G1	B1-U0-G1	B1-U0-G2	B1-U0-G2
	<b>T2-HSS (Type II, House Side Shield)</b>	Lumens	549	1,943	2,437	3,207	4,013	5,000	5,535
		Lumens per Watt <sup>†</sup>	42.2	96.7	95.9	96.3	93.1	87.4	83.7
		BUG Rating	B0-U0-G0	B0-U0-G1	B0-U0-G1	B0-U0-G1	B0-U0-G1	B0-U0-G1	B1-U0-G2

POWER AND LUMENS

1 LightSquare (SA Series)		ENC (Entri - Round Clean) / ENT (Entri - Triangle Reveals) / ENV (Entri - Round Reveals)							
Drive Current (mA)		EBP / CBP	SA1A (350mA)	SA1B (450mA)	SA1C (600mA)	SA1D (800mA)	SA1E (1000mA)	SA1F (1200mA)	
Power (Watts)	120-277V±	13	20.1	25.4	33.3	43.1	57.2	66.1	
Current (A)	120V	--	0.17	0.22	0.29	0.38	0.48	0.56	
	277V	--	0.09	0.1	0.13	0.17	0.21	0.25	
Power (Watts)	347V or 480V	--	23.3	28.7	36.6	49.5	60.7	70.1	
Current (A)	347V	--	0.07	0.08	0.11	0.15	0.18	0.21	
	480V	--	0.05	0.06	0.08	0.11	0.13	0.16	
<b>Optics</b>									
735 CCT	T3 (Type III)	Lumens	738	2,614	3,279	4,314	5,400	6,728	7,447
		Lumens per Watt <sup>†</sup>	56.8	130.0	129.1	129.5	125.3	117.6	112.7
		BUG Rating	B0-U0-G0	B1-U0-G1	B1-U0-G1	B1-U0-G1	B1-U0-G1	B1-U0-G2	B1-U0-G2
	T3-HSS (Type III, House Side Shield)	Lumens	557	1,973	2,474	3,256	4,075	5,077	5,620
		Lumens per Watt <sup>†</sup>	42.8	98.2	97.4	97.8	94.5	88.8	85.0
		BUG Rating	B0-U0-G0	B0-U0-G0	B0-U0-G1	B1-U0-G1	B1-U0-G1	B1-U0-G1	B1-U0-G2
	T4FT (Type IV Forward Throw)	Lumens	694	2,459	3,083	4,057	5,078	6,327	7,003
		Lumens per Watt <sup>†</sup>	53.4	122.3	121.4	121.8	117.8	110.6	105.9
		BUG Rating	B0-U0-G0	B1-U0-G1	B1-U0-G1	B1-U0-G1	B1-U0-G2	B1-U0-G2	B1-U0-G2
	T4FT-HSS (Type IV Forward Throw, House Side Shield)	Lumens	514	1,819	2,281	3,001	3,756	4,680	5,180
		Lumens per Watt <sup>†</sup>	39.5	90.5	89.8	90.1	87.1	81.8	78.4
		BUG Rating	B0-U0-G0	B0-U0-G1	B0-U0-G1	B1-U0-G1	B1-U0-G1	B1-U0-G2	B1-U0-G2
	T4W (Type IV Wide)	Lumens	725	2,568	3,220	4,237	5,303	6,608	7,314
		Lumens per Watt <sup>†</sup>	55.8	127.8	126.8	127.2	123.0	115.5	110.7
		BUG Rating	B0-U0-G0	B1-U0-G1	B1-U0-G1	B1-U0-G1	B1-U0-G2	B1-U0-G2	B1-U0-G2
	T4W-HSS (Type IV Wide, House Side Shield)	Lumens	541	1,915	2,402	3,160	3,955	4,928	5,455
		Lumens per Watt <sup>†</sup>	41.6	95.3	94.6	94.9	91.8	86.2	82.5
		BUG Rating	B0-U0-G0	B0-U0-G1	B0-U0-G1	B0-U0-G1	B1-U0-G1	B1-U0-G2	B1-U0-G2
	SL2 (Type II w/Spill Control)	Lumens	716	2,536	3,181	4,186	5,239	6,527	7,224
		Lumens per Watt <sup>†</sup>	55.1	126.2	125.2	125.7	121.6	114.1	109.3
		BUG Rating	B0-U0-G0	B1-U0-G1	B1-U0-G1	B1-U0-G1	B1-U0-G2	B1-U0-G2	B2-U0-G2
	SL2-HSS (Type II w/Spill Control, House Side Shield)	Lumens	586	2,076	2,603	3,425	4,287	5,341	5,912
		Lumens per Watt <sup>†</sup>	45.1	103.3	102.5	102.9	99.5	93.4	89.4
		BUG Rating	B0-U0-G0	B0-U0-G1	B1-U0-G1	B1-U0-G1	B1-U0-G1	B1-U0-G2	B1-U0-G2
	SL3 (Type III w/Spill Control)	Lumens	711	2,519	3,159	4,157	5,203	6,483	7,175
		Lumens per Watt <sup>†</sup>	54.7	125.3	124.4	124.8	120.7	113.3	108.5
		BUG Rating	B0-U0-G0	B1-U0-G1	B1-U0-G1	B1-U0-G1	B1-U0-G2	B1-U0-G2	B1-U0-G2
	SL3-HSS (Type III w/Spill Control, House Side Shield)	Lumens	608	2,152	2,698	3,551	4,444	5,537	6,128
		Lumens per Watt <sup>†</sup>	46.8	107.1	106.2	106.6	103.1	96.8	92.7
		BUG Rating	B0-U0-G0	B0-U0-G1	B1-U0-G1	B1-U0-G1	B1-U0-G1	B1-U0-G2	B1-U0-G2
SL4 (Type IV w/Spill Control)	Lumens	687	2,435	3,053	4,018	5,029	6,266	6,935	
	Lumens per Watt <sup>†</sup>	52.8	121.1	120.2	120.7	116.7	109.5	104.9	
	BUG Rating	B0-U0-G0	B0-U0-G1	B1-U0-G1	B1-U0-G1	B1-U0-G2	B1-U0-G2	B1-U0-G2	
SL4-HSS (Type IV w/Spill Control, House Side Shield)	Lumens	595	2,107	2,642	3,477	4,352	5,422	6,001	
	Lumens per Watt <sup>†</sup>	45.8	104.8	104.0	104.4	101.0	94.8	90.8	
	BUG Rating	B0-U0-G0	B0-U0-G1	B0-U0-G1	B0-U0-G1	B1-U0-G2	B1-U0-G2	B1-U0-G2	
SLR (90° Spill Light Eliminator Right)	Lumens	641	2,271	2,847	3,747	4,690	5,843	6,467	
	Lumens per Watt <sup>†</sup>	49.3	113.0	112.1	112.5	108.8	102.2	97.8	
	BUG Rating	B0-U0-G0	B1-U0-G1	B1-U0-G1	B1-U0-G1	B1-U0-G1	B1-U0-G2	B1-U0-G2	
SLR-HSS (90° Spill Light Eliminator Right, House Side Shield)	Lumens	545	1,931	2,421	3,186	3,988	4,968	5,499	
	Lumens per Watt <sup>†</sup>	41.9	96.1	95.3	95.7	92.5	86.9	83.2	
	BUG Rating	B0-U0-G0	B0-U0-G1	B1-U0-G1	B1-U0-G1	B1-U0-G1	B1-U0-G1	B1-U0-G1	

**POWER AND LUMENS**

1 LightSquare (SA Series)		ENC (Entri - Round Clean) / ENT (Entri - Triangle Reveals) / ENV (Entri - Round Reveals)							
Drive Current (mA)		EBP / CBP	SA1A (350mA)	SA1B (450mA)	SA1C (600mA)	SA1D (800mA)	SA1E (1000mA)	SA1F (1200mA)	
Power (Watts)	120-277V±	13	20.1	25.4	33.3	43.1	57.2	66.1	
Current (A)	120V	--	0.17	0.22	0.29	0.38	0.48	0.56	
	277V	--	0.09	0.1	0.13	0.17	0.21	0.25	
Power (Watts)	347V or 480V	--	23.3	28.7	36.6	49.5	60.7	70.1	
Current (A)	347V	--	0.07	0.08	0.11	0.15	0.18	0.21	
	480V	--	0.05	0.06	0.08	0.11	0.13	0.16	
<b>Optics</b>									
735 CCT	SLL (90° Spill Light Eliminator Left)	Lumens	641	2,271	2,847	3,747	4,690	5,843	6,467
		Lumens per Watt <sup>†</sup>	49.3	113.0	112.1	112.5	108.8	102.2	97.8
		BUG Rating	B0-U0-G0	B1-U0-G1	B1-U0-G1	B1-U0-G1	B1-U0-G1	B1-U0-G2	B1-U0-G2
	SLL-HSS (90° Spill Light Eliminator Left, House Side Shield)	Lumens	545	1,931	2,421	3,186	3,988	4,968	5,499
		Lumens per Watt <sup>†</sup>	41.9	96.1	95.3	95.7	92.5	86.9	83.2
		BUG Rating	B0-U0-G0	B0-U0-G1	B1-U0-G1	B1-U0-G1	B1-U0-G1	B1-U0-G1	B1-U0-G1
T2 (Type II)	Lumens	768	2,721	3,412	4,490	5,619	7,001	7,749	
	Lumens per Watt <sup>†</sup>	59.1	135.4	134.3	134.8	130.4	122.4	117.2	
	BUG Rating	B0-U0-G0	B1-U0-G1	B1-U0-G1	B1-U0-G1	B1-U0-G2	B1-U0-G2	B1-U0-G2	
T2-HSS (Type II, House Side Shield)	Lumens	584	2,069	2,594	3,414	4,272	5,323	5,892	
	Lumens per Watt <sup>†</sup>	44.9	102.9	102.1	102.5	99.1	93.1	89.1	
	BUG Rating	B0-U0-G0	B0-U0-G1	B0-U0-G1	B0-U0-G1	B0-U0-G1	B1-U0-G2	B1-U0-G2	
T2-ULG (Type III, House Side Shield)	Lumens	768	4,499	5,190	6,268	7,397	8,779	9,527	
	Lumens per Watt <sup>†</sup>	59.1	122.3	123.3	125.4	123.7	118.8	115.1	
	BUG Rating	--	--	--	--	--	--	--	
T2-HSS-ULG (Type III, House Side Shield)	Lumens	584	3,847	4,372	5,192	6,050	7,101	7,670	
	Lumens per Watt <sup>†</sup>	44.9	104.5	103.8	103.8	101.2	96.1	92.6	
	BUG Rating	--	--	--	--	--	--	--	
T3 (Type III)	Lumens	786	2,783	3,490	4,593	5,748	7,162	7,927	
	Lumens per Watt <sup>†</sup>	60.5	138.5	137.4	137.9	133.4	125.2	119.9	
	BUG Rating	B0-U0-G0	B1-U0-G1	B1-U0-G1	B1-U0-G1	B1-U0-G2	B1-U0-G2	B2-U0-G2	
T3-HSS (Type III, House Side Shield)	Lumens	593	2,100	2,634	3,466	4,338	5,405	5,982	
	Lumens per Watt <sup>†</sup>	45.6	104.5	103.7	104.1	100.6	94.5	90.5	
	BUG Rating	B0-U0-G0	B0-U0-G1	B0-U0-G1	B1-U0-G1	B1-U0-G1	B1-U0-G1	B1-U0-G2	
T3-ULG (Type III, House Side Shield)	Lumens	786	4,561	5,268	6,371	7,526	8,940	9,705	
	Lumens per Watt <sup>†</sup>	60.5	123.9	125.1	127.4	125.9	121.0	117.2	
	BUG Rating	--	--	--	--	--	--	--	
T3-HSS-ULG (Type III, House Side Shield)	Lumens	593	3,878	4,412	5,244	6,116	7,183	7,760	
	Lumens per Watt <sup>†</sup>	45.6	105.4	104.8	104.9	102.3	97.2	93.7	
	BUG Rating	--	--	--	--	--	--	--	
T4FT (Type IV Forward Throw)	Lumens	739	2,617	3,282	4,319	5,406	6,735	7,455	
	Lumens per Watt <sup>†</sup>	56.8	130.2	129.2	129.7	125.4	117.7	112.8	
	BUG Rating	B0-U0-G0	B1-U0-G1	B1-U0-G1	B1-U0-G1	B1-U0-G2	B1-U0-G2	B1-U0-G2	
T4FT-HSS (Type IV Forward Throw, House Side Shield)	Lumens	547	1,936	2,428	3,195	3,999	4,982	5,514	
	Lumens per Watt <sup>†</sup>	42.1	96.3	95.6	95.9	92.8	87.1	83.4	
	BUG Rating	B0-U0-G0	B0-U0-G1	B0-U0-G1	B1-U0-G1	B1-U0-G1	B1-U0-G2	B1-U0-G2	
T4FT-ULG (Type III, House Side Shield)	Lumens	739	4,395	5,060	6,097	7,184	8,513	9,233	
	Lumens per Watt <sup>†</sup>	56.8	119.4	120.2	121.9	120.1	115.2	111.5	
	BUG Rating	--	--	--	--	--	--	--	
T4FT-HSS-ULG (Type III, House Side Shield)	Lumens	547	3,714	4,206	4,973	5,777	6,760	7,292	
	Lumens per Watt <sup>†</sup>	42.1	100.9	99.9	99.5	96.6	91.5	88.1	
	BUG Rating	--	--	--	--	--	--	--	



**POWER AND LUMENS**

1 LightSquare (SA Series)		ENC (Entri - Round Clean) / ENT (Entri - Triangle Reveals) / ENV (Entri - Round Reveals)							
Drive Current (mA)		EBP / CBP	SA1A (350mA)	SA1B (450mA)	SA1C (600mA)	SA1D (800mA)	SA1E (1000mA)	SA1F (1200mA)	
Power (Watts)	120-277V±	13	20.1	25.4	33.3	43.1	57.2	66.1	
Current (A)	120V	--	0.17	0.22	0.29	0.38	0.48	0.56	
	277V	--	0.09	0.1	0.13	0.17	0.21	0.25	
Power (Watts)	347V or 480V	--	23.3	28.7	36.6	49.5	60.7	70.1	
Current (A)	347V	--	0.07	0.08	0.11	0.15	0.18	0.21	
	480V	--	0.05	0.06	0.08	0.11	0.13	0.16	
<b>Optics</b>									
740 CCT	T4W (Type IV Wide)	Lumens	772	2,733	3,428	4,511	5,646	7,034	7,785
		Lumens per Watt <sup>†</sup>	59.4	136.0	135.0	135.5	131.0	123.0	117.8
		BUG Rating	B0-U0-G0	B1-U0-G1	B1-U0-G1	B1-U0-G1	B1-U0-G2	B1-U0-G2	B2-U0-G2
	T4W-HSS (Type IV Wide, House Side Shield)	Lumens	576	2,039	2,556	3,364	4,210	5,246	5,806
		Lumens per Watt <sup>†</sup>	44.3	101.4	100.6	101.0	97.7	91.7	87.8
		BUG Rating	B0-U0-G0	B0-U0-G1	B0-U0-G1	B0-U0-G1	B1-U0-G1	B1-U0-G2	B1-U0-G2
	T4W-ULG (Type III, House Side Shield)	Lumens	772	4,511	5,206	6,289	7,424	8,812	9,563
		Lumens per Watt <sup>†</sup>	59.4	122.6	123.7	125.8	124.1	119.2	115.5
		BUG Rating	--	--	--	--	--	--	--
	T4W-HSS-ULG (Type III, House Side Shield)	Lumens	576	3,817	4,334	5,142	5,988	7,024	7,584
		Lumens per Watt <sup>†</sup>	44.3	103.7	102.9	102.8	100.1	95.0	91.6
		BUG Rating	--	--	--	--	--	--	--
	SL2 (Type II w/Spill Control)	Lumens	762	2,700	3,386	4,456	5,577	6,948	7,690
		Lumens per Watt <sup>†</sup>	58.6	134.3	133.3	133.8	129.4	121.5	116.3
		BUG Rating	B0-U0-G0	B1-U0-G1	B1-U0-G1	B1-U0-G1	B1-U0-G2	B2-U0-G2	B2-U0-G2
	"SL2-HSS (Type II w/Spill Control, House Side Shield)"	Lumens	624	2,210	2,771	3,646	4,564	5,686	6,293
		Lumens per Watt <sup>†</sup>	48.0	110.0	109.1	109.5	105.9	99.4	95.2
		BUG Rating	B0-U0-G0	B0-U0-G1	B1-U0-G1	B1-U0-G1	B1-U0-G1	B1-U0-G2	B1-U0-G2
	"SL2-ULG (Type III, House Side Shield)"	Lumens	762	4,478	5,164	6,234	7,355	8,726	9,468
		Lumens per Watt <sup>†</sup>	58.6	121.7	122.7	124.7	123.0	118.1	114.3
		BUG Rating	--	--	--	--	--	--	--
	"SL2-HSS-ULG (Type III, House Side Shield)"	Lumens	624	3,988	4,549	5,424	6,342	7,464	8,071
		Lumens per Watt <sup>†</sup>	48.0	108.4	108.1	108.5	106.1	101.0	97.5
		BUG Rating	--	--	--	--	--	--	--
	"SL3 (Type III w/Spill Control)"	Lumens	757	2,682	3,363	4,425	5,539	6,901	7,638
		Lumens per Watt <sup>†</sup>	58.2	133.4	132.4	132.9	128.5	120.6	115.6
		BUG Rating	B0-U0-G0	B1-U0-G1	B1-U0-G1	B1-U0-G1	B1-U0-G2	B1-U0-G2	B1-U0-G2
	"SL3-HSS (Type III w/Spill Control, House Side Shield)"	Lumens	647	2,290	2,872	3,780	4,731	5,894	6,524
		Lumens per Watt <sup>†</sup>	49.8	113.9	113.1	113.5	109.8	103.0	98.7
		BUG Rating	B0-U0-G0	B0-U0-G1	B1-U0-G1	B1-U0-G1	B1-U0-G1	B1-U0-G2	B1-U0-G2
"SL3-ULG (Type III, House Side Shield)"	Lumens	757	4,460	5,141	6,203	7,317	8,679	9,416	
	Lumens per Watt <sup>†</sup>	58.2	121.2	122.1	124.1	122.4	117.4	113.7	
	BUG Rating	--	--	--	--	--	--	--	
"SL3-HSS-ULG (Type III, House Side Shield)"	Lumens	647	4,068	4,650	5,558	6,509	7,672	8,302	
	Lumens per Watt <sup>†</sup>	49.8	110.5	110.5	111.2	108.8	103.8	100.3	
	BUG Rating	--	--	--	--	--	--	--	
"SL4 (Type IV w/Spill Control)"	Lumens	732	2,592	3,250	4,277	5,353	6,670	7,383	
	Lumens per Watt <sup>†</sup>	56.3	129.0	128.0	128.4	124.2	116.6	111.7	
	BUG Rating	B0-U0-G0	B1-U0-G1	B1-U0-G1	B1-U0-G1	B1-U0-G2	B1-U0-G2	B1-U0-G2	
"SL4-HSS (Type IV w/Spill Control, House Side Shield)"	Lumens	633	2,243	2,813	3,701	4,633	5,772	6,389	
	Lumens per Watt <sup>†</sup>	48.7	111.6	110.7	111.1	107.5	100.9	96.7	
	BUG Rating	B0-U0-G0	B0-U0-G1	B0-U0-G1	B0-U0-G1	B1-U0-G2	B1-U0-G2	B1-U0-G2	

**POWER AND LUMENS**

1 LightSquare (SA Series)		ENC (Entri - Round Clean) / ENT (Entri - Triangle Reveals) / ENV (Entri - Round Reveals)							
Drive Current (mA)		EBP / CBP	SA1A (350mA)	SA1B (450mA)	SA1C (600mA)	SA1D (800mA)	SA1E (1000mA)	SA1F (1200mA)	
Power (Watts)	120-277V±	13	20.1	25.4	33.3	43.1	57.2	66.1	
Current (A)	120V	--	0.17	0.22	0.29	0.38	0.48	0.56	
	277V	--	0.09	0.1	0.13	0.17	0.21	0.25	
Power (Watts)	347V or 480V	--	23.3	28.7	36.6	49.5	60.7	70.1	
Current (A)	347V	--	0.07	0.08	0.11	0.15	0.18	0.21	
	480V	--	0.05	0.06	0.08	0.11	0.13	0.16	
<b>Optics</b>									
740 CCT	SL4-ULG (Type III, House Side Shield)	Lumens	732	4,370	5,028	6,055	7,131	8,448	9,161
		Lumens per Watt <sup>†</sup>	56.3	118.8	119.4	121.1	119.2	114.3	110.6
		BUG Rating	--	--	--	--	--	--	--
	SL4-HSS-ULG (Type III, House Side Shield)	Lumens	633	4,021	4,591	5,479	6,411	7,550	8,167
		Lumens per Watt <sup>†</sup>	48.7	109.3	109.0	109.6	107.2	102.2	98.6
		BUG Rating	--	--	--	--	--	--	--
	SLR (90° Spill Light Eliminator Right)	Lumens	682	2,417	3,031	3,989	4,992	6,220	6,885
		Lumens per Watt <sup>†</sup>	52.5	120.2	119.3	119.8	115.8	108.7	104.2
		BUG Rating	B0-U0-G0	B1-U0-G1	B1-U0-G1	B1-U0-G1	B1-U0-G1	B1-U0-G2	B1-U0-G2
	SLR-HSS (90° Spill Light Eliminator Right, House Side Shield)	Lumens	580	2,055	2,577	3,392	4,245	5,289	5,854
		Lumens per Watt <sup>†</sup>	44.6	102.2	101.5	101.9	98.5	92.5	88.6
		BUG Rating	B0-U0-G0	B0-U0-G1	B1-U0-G1	B1-U0-G1	B1-U0-G1	B1-U0-G1	B1-U0-G2
	SLR-ULG (Type III, House Side Shield)	Lumens	682	4,195	4,809	5,767	6,770	7,998	8,663
		Lumens per Watt <sup>†</sup>	52.5	114.0	114.2	115.3	113.2	108.2	104.6
		BUG Rating	--	--	--	--	--	--	--
	SLR-HSS-ULG (Type III, House Side Shield)	Lumens	580	3,833	4,355	5,170	6,023	7,067	7,632
		Lumens per Watt <sup>†</sup>	44.6	104.2	103.4	103.4	100.7	95.6	92.2
		BUG Rating	--	--	--	--	--	--	--
	SLL (90° Spill Light Eliminator Left)	Lumens	682	2,417	3,031	3,989	4,992	6,220	6,885
		Lumens per Watt <sup>†</sup>	52.5	120.2	119.3	119.8	115.8	108.7	104.2
		BUG Rating	B0-U0-G0	B1-U0-G1	B1-U0-G1	B1-U0-G1	B1-U0-G1	B1-U0-G2	B1-U0-G2
	SLL-HSS (90° Spill Light Eliminator Left, House Side Shield)	Lumens	580	2,055	2,577	3,392	4,245	5,289	5,854
		Lumens per Watt <sup>†</sup>	44.6	102.2	101.5	101.9	98.5	92.5	88.6
		BUG Rating	B0-U0-G0	B0-U0-G1	B1-U0-G1	B1-U0-G1	B1-U0-G1	B1-U0-G1	B1-U0-G1
	SLL-ULG (Type III, House Side Shield)	Lumens	682	4,195	4,809	5,767	6,770	7,998	8,663
		Lumens per Watt <sup>†</sup>	52.5	114.0	114.2	115.3	113.2	108.2	104.6
		BUG Rating	--	--	--	--	--	--	--
	SLL-HSS-ULG (Type III, House Side Shield)	Lumens	580	3,833	4,355	5,170	6,023	7,067	7,632
		Lumens per Watt <sup>†</sup>	44.6	104.2	103.4	103.4	100.7	95.6	92.2
		BUG Rating	--	--	--	--	--	--	--
750 CCT	T2 (Type II)	Lumens	768	2,721	3,412	4,490	5,619	7,001	7,749
		Lumens per Watt <sup>†</sup>	59.1	135.4	134.3	134.8	130.4	122.4	117.2
		BUG Rating	B0-U0-G0	B1-U0-G1	B1-U0-G1	B1-U0-G1	B1-U0-G2	B1-U0-G2	B1-U0-G2
	T2-HSS (Type II, House Side Shield)	Lumens	584	2,069	2,594	3,414	4,272	5,323	5,892
		Lumens per Watt <sup>†</sup>	44.9	102.9	102.1	102.5	99.1	93.1	89.1
		BUG Rating	B0-U0-G0	B0-U0-G1	B0-U0-G1	B0-U0-G1	B0-U0-G1	B1-U0-G2	B1-U0-G2
	T3 (Type III)	Lumens	786	2,783	3,490	4,593	5,748	7,162	7,927
		Lumens per Watt <sup>†</sup>	60.5	138.5	137.4	137.9	133.4	125.2	119.9
		BUG Rating	B0-U0-G0	B1-U0-G1	B1-U0-G1	B1-U0-G1	B1-U0-G2	B1-U0-G2	B2-U0-G2
	T3-HSS (Type III, House Side Shield)	Lumens	593	2,100	2,634	3,466	4,338	5,405	5,982
		Lumens per Watt <sup>†</sup>	45.6	104.5	103.7	104.1	100.6	94.5	90.5
		BUG Rating	B0-U0-G0	B0-U0-G1	B0-U0-G1	B1-U0-G1	B1-U0-G1	B1-U0-G1	B1-U0-G2

**POWER AND LUMENS**

1 LightSquare (SA Series)		ENC (Entri - Round Clean) / ENT (Entri - Triangle Reveals) / ENV (Entri - Round Reveals)							
Drive Current (mA)		EBP / CBP	SA1A (350mA)	SA1B (450mA)	SA1C (600mA)	SA1D (800mA)	SA1E (1000mA)	SA1F (1200mA)	
Power (Watts)	120-277V±	13	20.1	25.4	33.3	43.1	57.2	66.1	
Current (A)	120V	--	0.17	0.22	0.29	0.38	0.48	0.56	
	277V	--	0.09	0.1	0.13	0.17	0.21	0.25	
Power (Watts)	347V or 480V	--	23.3	28.7	36.6	49.5	60.7	70.1	
Current (A)	347V	--	0.07	0.08	0.11	0.15	0.18	0.21	
	480V	--	0.05	0.06	0.08	0.11	0.13	0.16	
<b>Optics</b>									
750 CCT	T4FT (Type IV Forward Throw)	Lumens	739	2,617	3,282	4,319	5,406	6,735	7,455
		Lumens per Watt <sup>†</sup>	56.8	130.2	129.2	129.7	125.4	117.7	112.8
		BUG Rating	B0-U0-G0	B1-U0-G1	B1-U0-G1	B1-U0-G1	B1-U0-G1	B1-U0-G2	B1-U0-G2
	T4FT-HSS (Type IV Forward Throw, House Side Shield)	Lumens	547	1,936	2,428	3,195	3,999	4,982	5,514
		Lumens per Watt <sup>†</sup>	42.1	96.3	95.6	95.9	92.8	87.1	83.4
		BUG Rating	B0-U0-G0	B0-U0-G1	B0-U0-G1	B1-U0-G1	B1-U0-G1	B1-U0-G2	B1-U0-G2
	T4W (Type IV Wide)	Lumens	772	2,733	3,428	4,511	5,646	7,034	7,785
		Lumens per Watt <sup>†</sup>	59.4	136.0	135.0	135.5	131.0	123.0	117.8
		BUG Rating	B0-U0-G0	B1-U0-G1	B1-U0-G1	B1-U0-G1	B1-U0-G2	B1-U0-G2	B2-U0-G2
	T4W-HSS (Type IV Wide, House Side Shield)	Lumens	576	2,039	2,556	3,364	4,210	5,246	5,806
		Lumens per Watt <sup>†</sup>	44.3	101.4	100.6	101.0	97.7	91.7	87.8
		BUG Rating	B0-U0-G0	B0-U0-G1	B0-U0-G1	B0-U0-G1	B1-U0-G1	B1-U0-G2	B1-U0-G2
	SL2 (Type II w/Spill Control)	Lumens	762	2,700	3,386	4,456	5,577	6,948	7,690
		Lumens per Watt <sup>†</sup>	58.6	134.3	133.3	133.8	129.4	121.5	116.3
		BUG Rating	B0-U0-G0	B1-U0-G1	B1-U0-G1	B1-U0-G1	B1-U0-G2	B2-U0-G2	B2-U0-G2
	SL2-HSS (Type II w/Spill Control, House Side Shield)	Lumens	624	2,210	2,771	3,646	4,564	5,686	6,293
		Lumens per Watt <sup>†</sup>	48.0	110.0	109.1	109.5	105.9	99.4	95.2
		BUG Rating	B0-U0-G0	B0-U0-G1	B1-U0-G1	B1-U0-G1	B1-U0-G1	B1-U0-G2	B1-U0-G2
	SL3 (Type III w/Spill Control)	Lumens	757	2,682	3,363	4,425	5,539	6,901	7,638
		Lumens per Watt <sup>†</sup>	58.2	133.4	132.4	132.9	128.5	120.6	115.6
		BUG Rating	B0-U0-G0	B1-U0-G1	B1-U0-G1	B1-U0-G1	B1-U0-G2	B1-U0-G2	B1-U0-G2
	SL3-HSS (Type III w/Spill Control, House Side Shield)	Lumens	647	2,290	2,872	3,780	4,731	5,894	6,524
		Lumens per Watt <sup>†</sup>	49.8	113.9	113.1	113.5	109.8	103.0	98.7
		BUG Rating	B0-U0-G0	B0-U0-G1	B1-U0-G1	B1-U0-G1	B1-U0-G1	B1-U0-G2	B1-U0-G2
	SL4 (Type IV w/Spill Control)	Lumens	732	2,592	3,250	4,277	5,353	6,670	7,383
		Lumens per Watt <sup>†</sup>	56.3	129.0	128.0	128.4	124.2	116.6	111.7
		BUG Rating	B0-U0-G0	B1-U0-G1	B1-U0-G1	B1-U0-G1	B1-U0-G2	B1-U0-G2	B1-U0-G2
	SL4-HSS (Type IV w/Spill Control, House Side Shield)	Lumens	633	2,243	2,813	3,701	4,633	5,772	6,389
Lumens per Watt <sup>†</sup>		48.7	111.6	110.7	111.1	107.5	100.9	96.7	
BUG Rating		B0-U0-G0	B0-U0-G1	B0-U0-G1	B0-U0-G1	B1-U0-G2	B1-U0-G2	B1-U0-G2	
SLR (90° Spill Light Eliminator Right)	Lumens	682	2,417	3,031	3,989	4,992	6,220	6,885	
	Lumens per Watt <sup>†</sup>	52.5	120.2	119.3	119.8	115.8	108.7	104.2	
	BUG Rating	B0-U0-G0	B1-U0-G1	B1-U0-G1	B1-U0-G1	B1-U0-G1	B1-U0-G2	B1-U0-G2	
SLR-HSS (90° Spill Light Eliminator Right, House Side Shield)	Lumens	580	2,055	2,577	3,392	4,245	5,289	5,854	
	Lumens per Watt <sup>†</sup>	44.6	102.2	101.5	101.9	98.5	92.5	88.6	
	BUG Rating	B0-U0-G0	B0-U0-G1	B1-U0-G1	B1-U0-G1	B1-U0-G1	B1-U0-G1	B1-U0-G2	
SLL (90° Spill Light Eliminator Left)	Lumens	682	2,417	3,031	3,989	4,992	6,220	6,885	
	Lumens per Watt <sup>†</sup>	52.5	120.2	119.3	119.8	115.8	108.7	104.2	
	BUG Rating	B0-U0-G0	B1-U0-G1	B1-U0-G1	B1-U0-G1	B1-U0-G1	B1-U0-G2	B1-U0-G2	
SLL-HSS (90° Spill Light Eliminator Left, House Side Shield)	Lumens	580	2,055	2,577	3,392	4,245	5,289	5,854	
	Lumens per Watt <sup>†</sup>	44.6	102.2	101.5	101.9	98.5	92.5	88.6	
	BUG Rating	B0-U0-G0	B0-U0-G1	B1-U0-G1	B1-U0-G1	B1-U0-G1	B1-U0-G1	B1-U0-G1	

**POWER AND LUMENS**

1 LightSquare (SA Series)		ENC (Entri - Round Clean) / ENT (Entri - Triangle Reveals) / ENV (Entri - Round Reveals)							
Drive Current (mA)		EBP / CBP	SA1A (350mA)	SA1B (450mA)	SA1C (600mA)	SA1D (800mA)	SA1E (1000mA)	SA1F (1200mA)	
Power (Watts)	120-277V±	13	20.1	25.4	33.3	43.1	57.2	66.1	
Current (A)	120V	--	0.17	0.22	0.29	0.38	0.48	0.56	
	277V	--	0.09	0.1	0.13	0.17	0.21	0.25	
Power (Watts)	347V or 480V	--	23.3	28.7	36.6	49.5	60.7	70.1	
Current (A)	347V	--	0.07	0.08	0.11	0.15	0.18	0.21	
	480V	--	0.05	0.06	0.08	0.11	0.13	0.16	
<b>Optics</b>									
760 CCT	T2 (Type II)	Lumens	768	2,721	3,412	4,490	5,619	7,001	7,749
		Lumens per Watt <sup>†</sup>	59.1	135.4	134.3	134.8	130.4	122.4	117.2
		BUG Rating	B0-U0-G0	B1-U0-G1	B1-U0-G1	B1-U0-G1	B1-U0-G2	B1-U0-G2	B1-U0-G2
	T2-HSS (Type II, House Side Shield)	Lumens	584	2,069	2,594	3,414	4,272	5,323	5,892
		Lumens per Watt <sup>†</sup>	44.9	102.9	102.1	102.5	99.1	93.1	89.1
		BUG Rating	B0-U0-G0	B0-U0-G1	B0-U0-G1	B0-U0-G1	B0-U0-G1	B1-U0-G2	B1-U0-G2
	T3 (Type III)	Lumens	786	2,783	3,490	4,593	5,748	7,162	7,927
		Lumens per Watt <sup>†</sup>	60.5	138.5	137.4	137.9	133.4	125.2	119.9
		BUG Rating	B0-U0-G0	B1-U0-G1	B1-U0-G1	B1-U0-G1	B1-U0-G2	B1-U0-G2	B2-U0-G2
	T3-HSS (Type III, House Side Shield)	Lumens	593	2,100	2,634	3,466	4,338	5,405	5,982
		Lumens per Watt <sup>†</sup>	45.6	104.5	103.7	104.1	100.6	94.5	90.5
		BUG Rating	B0-U0-G0	B0-U0-G1	B0-U0-G1	B1-U0-G1	B1-U0-G1	B1-U0-G1	B1-U0-G2
	T4FT (Type IV Forward Throw)	Lumens	739	2,617	3,282	4,319	5,406	6,735	7,455
		Lumens per Watt <sup>†</sup>	56.8	130.2	129.2	129.7	125.4	117.7	112.8
		BUG Rating	B0-U0-G0	B1-U0-G1	B1-U0-G1	B1-U0-G1	B1-U0-G2	B1-U0-G2	B1-U0-G2
	T4FT-HSS (Type IV Forward Throw, House Side Shield)	Lumens	547	1,936	2,428	3,195	3,999	4,982	5,514
		Lumens per Watt <sup>†</sup>	42.1	96.3	95.6	95.9	92.8	87.1	83.4
		BUG Rating	B0-U0-G0	B0-U0-G1	B0-U0-G1	B1-U0-G1	B1-U0-G1	B1-U0-G2	B1-U0-G2
	T4W (Type IV Wide)	Lumens	772	2,733	3,428	4,511	5,646	7,034	7,785
		Lumens per Watt <sup>†</sup>	59.4	136.0	135.0	135.5	131.0	123.0	117.8
		BUG Rating	B0-U0-G0	B1-U0-G1	B1-U0-G1	B1-U0-G1	B1-U0-G2	B1-U0-G2	B2-U0-G2
	T4W-HSS (Type IV Wide, House Side Shield)	Lumens	576	2,039	2,556	3,364	4,210	5,246	5,806
		Lumens per Watt <sup>†</sup>	44.3	101.4	100.6	101.0	97.7	91.7	87.8
		BUG Rating	B0-U0-G0	B0-U0-G1	B0-U0-G1	B0-U0-G1	B1-U0-G1	B1-U0-G2	B1-U0-G2
SL2 (Type II w/Spill Control)	Lumens	762	2,700	3,386	4,456	5,577	6,948	7,690	
	Lumens per Watt <sup>†</sup>	58.6	134.3	133.3	133.8	129.4	121.5	116.3	
	BUG Rating	B0-U0-G0	B1-U0-G1	B1-U0-G1	B1-U0-G1	B1-U0-G2	B2-U0-G2	B2-U0-G2	
SL2-HSS (Type II w/Spill Control, House Side Shield)	Lumens	624	2,210	2,771	3,646	4,564	5,686	6,293	
	Lumens per Watt <sup>†</sup>	48.0	110.0	109.1	109.5	105.9	99.4	95.2	
	BUG Rating	B0-U0-G0	B0-U0-G1	B1-U0-G1	B1-U0-G1	B1-U0-G1	B1-U0-G2	B1-U0-G2	
SL3 (Type III w/Spill Control)	Lumens	757	2,682	3,363	4,425	5,539	6,901	7,638	
	Lumens per Watt <sup>†</sup>	58.2	133.4	132.4	132.9	128.5	120.6	115.6	
	BUG Rating	B0-U0-G0	B1-U0-G1	B1-U0-G1	B1-U0-G1	B1-U0-G2	B1-U0-G2	B1-U0-G2	
SL3-HSS (Type III w/Spill Control, House Side Shield)	Lumens	647	2,290	2,872	3,780	4,731	5,894	6,524	
	Lumens per Watt <sup>†</sup>	49.8	113.9	113.1	113.5	109.8	103.0	98.7	
	BUG Rating	B0-U0-G0	B0-U0-G1	B1-U0-G1	B1-U0-G1	B1-U0-G1	B1-U0-G2	B1-U0-G2	
SL4 (Type IV w/Spill Control)	Lumens	732	2,592	3,250	4,277	5,353	6,670	7,383	
	Lumens per Watt <sup>†</sup>	56.3	129.0	128.0	128.4	124.2	116.6	111.7	
	BUG Rating	B0-U0-G0	B1-U0-G1	B1-U0-G1	B1-U0-G1	B1-U0-G2	B1-U0-G2	B1-U0-G2	
SL4-HSS (Type IV w/Spill Control, House Side Shield)	Lumens	633	2,243	2,813	3,701	4,633	5,772	6,389	
	Lumens per Watt <sup>†</sup>	48.7	111.6	110.7	111.1	107.5	100.9	96.7	
	BUG Rating	B0-U0-G0	B0-U0-G1	B0-U0-G1	B0-U0-G1	B1-U0-G2	B1-U0-G2	B1-U0-G2	

**POWER AND LUMENS**

1 LightSquare (SA Series)		ENC (Entri - Round Clean) / ENT (Entri - Triangle Reveals) / ENV (Entri - Round Reveals)							
Drive Current (mA)		EBP / CBP	SA1A (350mA)	SA1B (450mA)	SA1C (600mA)	SA1D (800mA)	SA1E (1000mA)	SA1F (1200mA)	
Power (Watts)	120-277V±	13	20.1	25.4	33.3	43.1	57.2	66.1	
Current (A)	120V	--	0.17	0.22	0.29	0.38	0.48	0.56	
	277V	--	0.09	0.1	0.13	0.17	0.21	0.25	
Power (Watts)	347V or 480V	--	23.3	28.7	36.6	49.5	60.7	70.1	
Current (A)	347V	--	0.07	0.08	0.11	0.15	0.18	0.21	
	480V	--	0.05	0.06	0.08	0.11	0.13	0.16	
<b>Optics</b>									
760 CCT	SLR (90° Spill Light Eliminator Right)	Lumens	682	2,417	3,031	3,989	4,992	6,220	6,885
		Lumens per Watt <sup>†</sup>	52.5	120.2	119.3	119.8	115.8	108.7	104.2
		BUG Rating	B0-U0-G0	B1-U0-G1	B1-U0-G1	B1-U0-G1	B1-U0-G1	B1-U0-G2	B1-U0-G2
	SLR-HSS (90° Spill Light Eliminator Right, House Side Shield)	Lumens	580	2,055	2,577	3,392	4,245	5,289	5,854
		Lumens per Watt <sup>†</sup>	44.6	102.2	101.5	101.9	98.5	92.5	88.6
		BUG Rating	B0-U0-G0	B0-U0-G1	B1-U0-G1	B1-U0-G1	B1-U0-G1	B1-U0-G1	B1-U0-G2
	SLL (90° Spill Light Eliminator Left)	Lumens	682	2,417	3,031	3,989	4,992	6,220	6,885
		Lumens per Watt <sup>†</sup>	52.5	120.2	119.3	119.8	115.8	108.7	104.2
		BUG Rating	B0-U0-G0	B1-U0-G1	B1-U0-G1	B1-U0-G1	B1-U0-G1	B1-U0-G2	B1-U0-G2
	SLL-HSS (90° Spill Light Eliminator Left, House Side Shield)	Lumens	580	2,055	2,577	3,392	4,245	5,289	5,854
		Lumens per Watt <sup>†</sup>	44.6	102.2	101.5	101.9	98.5	92.5	88.6
		BUG Rating	B0-U0-G0	B0-U0-G1	B1-U0-G1	B1-U0-G1	B1-U0-G1	B1-U0-G1	B1-U0-G1
827 CCT	T2 (Type II)	Lumens	565	2,000	2,508	3,300	4,131	5,147	5,696
		Lumens per Watt <sup>†</sup>	43.5	99.5	98.7	99.1	95.8	90.0	86.2
		BUG Rating	B0-U0-G0	B0-U0-G1	B1-U0-G1	B1-U0-G1	B1-U0-G1	B1-U0-G1	B1-U0-G2
	T2-HSS (Type II, House Side Shield)	Lumens	429	1,521	1,907	2,509	3,141	3,913	4,331
		Lumens per Watt <sup>†</sup>	33.0	75.7	75.1	75.3	72.9	68.4	65.5
		BUG Rating	B0-U0-G0	B0-U0-G0	B0-U0-G0	B0-U0-G1	B0-U0-G1	B0-U0-G1	B0-U0-G1
	T3 (Type III)	Lumens	578	2,046	2,566	3,376	4,226	5,265	5,825
		Lumens per Watt <sup>†</sup>	44.5	101.8	101.0	101.4	98.1	92.0	88.1
		BUG Rating	B0-U0-G0	B1-U0-G1	B1-U0-G1	B1-U0-G1	B1-U0-G1	B1-U0-G1	B1-U0-G2
	T3-HSS (Type III, House Side Shield)	Lumens	436	1,544	1,936	2,548	3,189	3,973	4,398
		Lumens per Watt <sup>†</sup>	33.5	76.8	76.2	76.5	74.0	69.5	66.5
		BUG Rating	B0-U0-G0	B0-U0-G0	B0-U0-G0	B0-U0-G1	B1-U0-G1	B1-U0-G1	B1-U0-G1
	T4FT (Type IV Forward Throw)	Lumens	543	1,924	2,413	3,175	3,974	4,951	5,480
		Lumens per Watt <sup>†</sup>	41.8	95.7	95.0	95.3	92.2	86.6	82.9
		BUG Rating	B0-U0-G0	B1-U0-G1	B1-U0-G1	B1-U0-G1	B1-U0-G1	B1-U0-G2	B1-U0-G2
	T4FT-HSS (Type IV Forward Throw, House Side Shield)	Lumens	402	1,423	1,785	2,349	2,939	3,662	4,054
		Lumens per Watt <sup>†</sup>	30.9	70.8	70.3	70.5	68.2	64.0	61.3
		BUG Rating	B0-U0-G0	B0-U0-G0	B0-U0-G1	B0-U0-G1	B1-U0-G1	B1-U0-G1	B1-U0-G2
	T4W (Type IV Wide)	Lumens	567	2,009	2,520	3,316	4,150	5,171	5,723
		Lumens per Watt <sup>†</sup>	43.6	100.0	99.2	99.6	96.3	90.4	86.6
		BUG Rating	B0-U0-G0	B1-U0-G1	B1-U0-G1	B1-U0-G1	B1-U0-G1	B1-U0-G2	B1-U0-G2
	T4W-HSS (Type IV Wide, House Side Shield)	Lumens	423	1,499	1,879	2,473	3,095	3,856	4,268
		Lumens per Watt <sup>†</sup>	32.5	74.6	74.0	74.3	71.8	67.4	64.6
		BUG Rating	B0-U0-G0	B0-U0-G0	B0-U0-G1	B0-U0-G1	B0-U0-G1	B0-U0-G1	B1-U0-G1
SL2 (Type II w/Spill Control)	Lumens	560	1,985	2,489	3,275	4,099	5,108	5,653	
	Lumens per Watt <sup>†</sup>	43.1	98.8	98.0	98.3	95.1	89.3	85.5	
	BUG Rating	B0-U0-G0	B1-U0-G1	B1-U0-G1	B1-U0-G1	B1-U0-G1	B1-U0-G2	B1-U0-G2	
SL2-HSS (Type II w/Spill Control, House Side Shield)	Lumens	459	1,624	2,037	2,680	3,355	4,180	4,626	
	Lumens per Watt <sup>†</sup>	35.3	80.8	80.2	80.5	77.8	73.1	70.0	
	BUG Rating	B0-U0-G0	B0-U0-G1	B0-U0-G1	B1-U0-G1	B1-U0-G1	B1-U0-G1	B1-U0-G1	

POWER AND LUMENS

1 LightSquare (SA Series)		ENC (Entri - Round Clean) / ENT (Entri - Triangle Reveals) / ENV (Entri - Round Reveals)							
Drive Current (mA)		EBP / CBP	SA1A (350mA)	SA1B (450mA)	SA1C (600mA)	SA1D (800mA)	SA1E (1000mA)	SA1F (1200mA)	
Power (Watts)	120-277V±	13	20.1	25.4	33.3	43.1	57.2	66.1	
Current (A)	120V	--	0.17	0.22	0.29	0.38	0.48	0.56	
	277V	--	0.09	0.1	0.13	0.17	0.21	0.25	
Power (Watts)	347V or 480V	--	23.3	28.7	36.6	49.5	60.7	70.1	
Current (A)	347V	--	0.07	0.08	0.11	0.15	0.18	0.21	
	480V	--	0.05	0.06	0.08	0.11	0.13	0.16	
<b>Optics</b>									
827 CCT	SL3 (Type III w/Spill Control)	Lumens	557	1,971	2,472	3,253	4,072	5,073	5,615
		Lumens per Watt <sup>†</sup>	42.8	98.1	97.3	97.7	94.5	88.7	84.9
		BUG Rating	B0-U0-G0	B0-U0-G1	B1-U0-G1	B1-U0-G1	B1-U0-G1	B1-U0-G1	B1-U0-G2
	SL3-HSS (Type III w/Spill Control, House Side Shield)	Lumens	475	1,684	2,111	2,779	3,478	4,333	4,796
		Lumens per Watt <sup>†</sup>	36.5	83.8	83.1	83.5	80.7	75.8	72.6
		BUG Rating	B0-U0-G0	B0-U0-G1	B0-U0-G1	B1-U0-G1	B1-U0-G1	B1-U0-G1	B1-U0-G1
	SL4 (Type IV w/Spill Control)	Lumens	538	1,905	2,389	3,144	3,935	4,903	5,427
		Lumens per Watt <sup>†</sup>	41.4	94.8	94.1	94.4	91.3	85.7	82.1
		BUG Rating	B0-U0-G0	B0-U0-G1	B0-U0-G1	B1-U0-G1	B1-U0-G1	B1-U0-G1	B1-U0-G2
	SL4-HSS (Type IV w/Spill Control, House Side Shield)	Lumens	466	1,649	2,068	2,721	3,406	4,243	4,696
		Lumens per Watt <sup>†</sup>	35.8	82.0	81.4	81.7	79.0	74.2	71.0
		BUG Rating	B0-U0-G0	B0-U0-G1	B0-U0-G1	B0-U0-G1	B0-U0-G1	B1-U0-G1	B1-U0-G1
	SLR (90° Spill Light Eliminator Right)	Lumens	502	1,777	2,228	2,932	3,670	4,572	5,061
		Lumens per Watt <sup>†</sup>	38.6	88.4	87.7	88.0	85.2	79.9	76.6
		BUG Rating	B0-U0-G0	B0-U0-G1	B1-U0-G1	B1-U0-G1	B1-U0-G1	B1-U0-G1	B1-U0-G1
	SLR-HSS (90° Spill Light Eliminator Right, House Side Shield)	Lumens	427	1,511	1,895	2,493	3,121	3,888	4,303
		Lumens per Watt <sup>†</sup>	32.8	75.2	74.6	74.9	72.4	68.0	65.1
		BUG Rating	B0-U0-G0	B0-U0-G0	B0-U0-G1	B1-U0-G1	B1-U0-G1	B1-U0-G1	B1-U0-G1
	SLL (90° Spill Light Eliminator Left)	Lumens	502	1,777	2,228	2,932	3,670	4,572	5,061
		Lumens per Watt <sup>†</sup>	38.6	88.4	87.7	88.0	85.2	79.9	76.6
		BUG Rating	B0-U0-G0	B0-U0-G1	B1-U0-G1	B1-U0-G1	B1-U0-G1	B1-U0-G1	B1-U0-G1
	SLL-HSS (90° Spill Light Eliminator Left, House Side Shield)	Lumens	427	1,511	1,895	2,493	3,121	3,888	4,303
		Lumens per Watt <sup>†</sup>	32.8	75.2	74.6	74.9	72.4	68.0	65.1
		BUG Rating	B0-U0-G0	B0-U0-G1	B0-U0-G1	B1-U0-G1	B1-U0-G1	B1-U0-G1	B1-U0-G1
830 CCT	T2 (Type II)	Lumens	610	2,162	2,711	3,568	4,465	5,563	6,158
		Lumens per Watt <sup>†</sup>	46.9	107.6	106.7	107.1	103.6	97.3	93.2
		BUG Rating	B0-U0-G0	B1-U0-G1	B1-U0-G1	B1-U0-G1	B1-U0-G1	B1-U0-G1	B1-U0-G2
	T2-HSS (Type II, House Side Shield)	Lumens	464	1,644	2,061	2,713	3,395	4,230	4,682
		Lumens per Watt <sup>†</sup>	35.7	81.8	81.1	81.5	78.8	74.0	70.8
		BUG Rating	B0-U0-G0	B0-U0-G0	B0-U0-G1	B0-U0-G1	B0-U0-G1	B0-U0-G1	B0-U0-G1
	T3 (Type III)	Lumens	624	2,212	2,773	3,650	4,568	5,691	6,299
		Lumens per Watt <sup>†</sup>	48.0	110.0	109.2	109.6	106.0	99.5	95.3
		BUG Rating	B0-U0-G0	B1-U0-G1	B1-U0-G1	B1-U0-G1	B1-U0-G1	B1-U0-G1	B1-U0-G2
	T3-HSS (Type III, House Side Shield)	Lumens	471	1,669	2,093	2,754	3,447	4,295	4,754
		Lumens per Watt <sup>†</sup>	36.2	83.0	82.4	82.7	80.0	75.1	71.9
		BUG Rating	B0-U0-G0	B0-U0-G0	B0-U0-G1	B0-U0-G1	B1-U0-G1	B1-U0-G1	B1-U0-G1
	T4FT (Type IV Forward Throw)	Lumens	587	2,080	2,608	3,432	4,296	5,352	5,924
		Lumens per Watt <sup>†</sup>	45.2	103.5	102.7	103.1	99.7	93.6	89.6
		BUG Rating	B0-U0-G0	B1-U0-G1	B1-U0-G1	B1-U0-G1	B1-U0-G1	B1-U0-G1	B1-U0-G2
	T4FT-HSS (Type IV Forward Throw, House Side Shield)	Lumens	434	1,538	1,929	2,539	3,177	3,959	4,382
		Lumens per Watt <sup>†</sup>	33.4	76.5	75.9	76.2	73.7	69.2	66.3
		BUG Rating	B0-U0-G0	B0-U0-G1	B0-U0-G1	B0-U0-G1	B1-U0-G1	B1-U0-G1	B1-U0-G1

**POWER AND LUMENS**

1 LightSquare (SA Series)		ENC (Entri - Round Clean) / ENT (Entri - Triangle Reveals) / ENV (Entri - Round Reveals)							
Drive Current (mA)		EBP / CBP	SA1A (350mA)	SA1B (450mA)	SA1C (600mA)	SA1D (800mA)	SA1E (1000mA)	SA1F (1200mA)	
Power (Watts)	120-277V±	13	20.1	25.4	33.3	43.1	57.2	66.1	
Current (A)	120V	--	0.17	0.22	0.29	0.38	0.48	0.56	
	277V	--	0.09	0.1	0.13	0.17	0.21	0.25	
Power (Watts)	347V or 480V	--	23.3	28.7	36.6	49.5	60.7	70.1	
Current (A)	347V	--	0.07	0.08	0.11	0.15	0.18	0.21	
	480V	--	0.05	0.06	0.08	0.11	0.13	0.16	
<b>Optics</b>									
830 CCT	T4W (Type IV Wide)	Lumens	613	2,172	2,724	3,584	4,486	5,590	6,187
		Lumens per Watt <sup>†</sup>	47.2	108.1	107.2	107.6	104.1	97.7	93.6
		BUG Rating	B0-U0-G0	B1-U0-G1	B1-U0-G1	B1-U0-G1	B1-U0-G1	B1-U0-G1	B1-U0-G2
	T4W-HSS (Type IV Wide, House Side Shield)	Lumens	457	1,620	2,032	2,673	3,346	4,169	4,614
		Lumens per Watt <sup>†</sup>	35.2	80.6	80.0	80.3	77.6	72.9	69.8
		BUG Rating	B0-U0-G0	B0-U0-G0	B0-U0-G1	B0-U0-G1	B0-U0-G1	B1-U0-G1	B1-U0-G2
	SL2 (Type II w/Spill Control) <sup>1</sup>	Lumens	606	2,146	2,691	3,541	4,431	5,521	6,111
		Lumens per Watt <sup>†</sup>	46.6	106.8	105.9	106.3	102.8	96.5	92.5
		BUG Rating	B0-U0-G0	B1-U0-G1	B1-U0-G1	B1-U0-G1	B1-U0-G1	B1-U0-G2	B1-U0-G2
	SL2-HSS (Type II w/Spill Control, House Side Shield)	Lumens	496	1,756	2,202	2,898	3,626	4,518	5,001
		Lumens per Watt <sup>†</sup>	38.2	87.4	86.7	87.0	84.1	79.0	75.7
		BUG Rating	B0-U0-G0	B0-U0-G1	B0-U0-G1	B1-U0-G1	B1-U0-G1	B1-U0-G1	B1-U0-G2
	SL3 (Type III w/Spill Control)	Lumens	602	2,131	2,672	3,517	4,401	5,484	6,070
		Lumens per Watt <sup>†</sup>	46.3	106.0	105.2	105.6	102.1	95.9	91.8
		BUG Rating	B0-U0-G0	B1-U0-G1	B1-U0-G1	B1-U0-G1	B1-U0-G1	B1-U0-G2	B1-U0-G2
	SL3-HSS (Type III w/Spill Control, House Side Shield)	Lumens	514	1,820	2,282	3,004	3,759	4,684	5,184
		Lumens per Watt <sup>†</sup>	39.5	90.5	89.8	90.2	87.2	81.9	78.4
		BUG Rating	B0-U0-G0	B0-U0-G1	B0-U0-G1	B1-U0-G1	B1-U0-G1	B1-U0-G1	B1-U0-G2
	SL4 (Type IV w/Spill Control)	Lumens	582	2,060	2,583	3,399	4,254	5,300	5,867
		Lumens per Watt <sup>†</sup>	44.8	102.5	101.7	102.1	98.7	92.7	88.8
		BUG Rating	B0-U0-G0	B0-U0-G1	B1-U0-G1	B1-U0-G1	B1-U0-G1	B1-U0-G2	B1-U0-G2
	SL4-HSS (Type IV w/Spill Control, House Side Shield)	Lumens	503	1,782	2,235	2,941	3,681	4,587	5,077
		Lumens per Watt <sup>†</sup>	38.7	88.7	88.0	88.3	85.4	80.2	76.8
		BUG Rating	B0-U0-G0	B0-U0-G1	B0-U0-G1	B0-U0-G1	B0-U0-G1	B1-U0-G2	B1-U0-G2
	SLR (90° Spill Light Eliminator Right)	Lumens	542	1,921	2,409	3,170	3,967	4,943	5,471
		Lumens per Watt <sup>†</sup>	41.7	95.6	94.8	95.2	92.0	86.4	82.8
		BUG Rating	B0-U0-G0	B1-U0-G1	B1-U0-G1	B1-U0-G1	B1-U0-G1	B1-U0-G1	B1-U0-G1
	SLR-HSS (90° Spill Light Eliminator Right, House Side Shield)	Lumens	461	1,633	2,048	2,695	3,373	4,203	4,652
Lumens per Watt <sup>†</sup>		35.5	81.2	80.6	80.9	78.3	73.5	70.4	
BUG Rating		B0-U0-G0	B0-U0-G1	B0-U0-G1	B1-U0-G1	B1-U0-G1	B1-U0-G1	B1-U0-G1	
SLL (90° Spill Light Eliminator Left)	Lumens	542	1,921	2,409	3,170	3,967	4,943	5,471	
	Lumens per Watt <sup>†</sup>	42	96	95	95	92	86	83	
	BUG Rating	B0-U0-G0	B1-U0-G1	B1-U0-G1	B1-U0-G1	B1-U0-G1	B1-U0-G1	B1-U0-G1	
SLL-HSS (90° Spill Light Eliminator Left, House Side Shield)	Lumens	461	1,633	2,048	2,695	3,373	4,203	4,652	
	Lumens per Watt <sup>†</sup>	35.5	81.2	80.6	80.9	78.3	73.5	70.4	
	BUG Rating	B0-U0-G0	B0-U0-G1	B0-U0-G1	B1-U0-G1	B1-U0-G1	B1-U0-G1	B1-U0-G1	

**LUMEN MAINTENANCE**

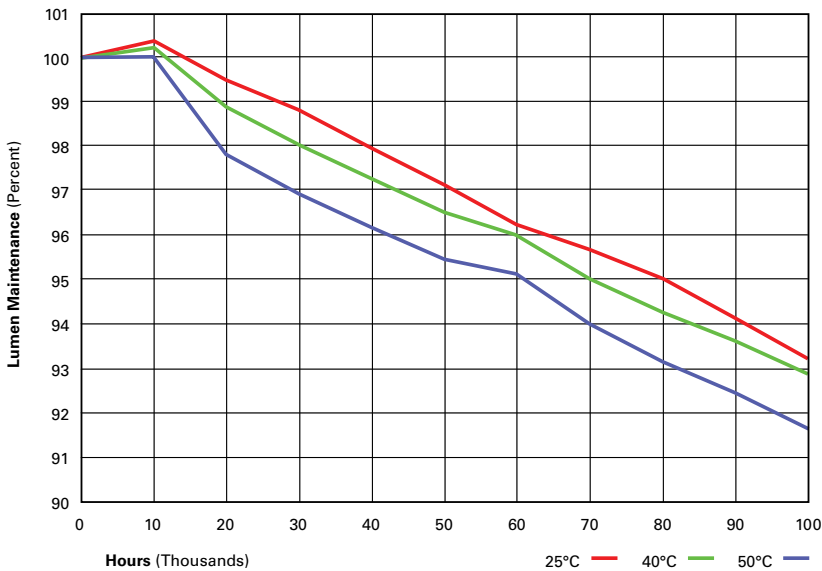
SA1 (All Drive Currents)					
Hours	25,000 hours*	50,000 hours*	60,000 hours*	100,000 hours**	Theoretical L70 (Hours)**
25 °C	99.4%	99.0%	98.9%	98.3%	2,471,000
40 °C	99.4%	99.0%	98.9%	98.3%	2,471,000
50 °C	99.4%	99.0%	98.9%	98.3%	2,471,000

\* Supported by IES TM-21 standards

\*\* Theoretical values represent estimations commonly used; however, refer to the IES position on LED Product Lifetime Prediction, IES PS-10-18, that explains proper use of IES TM-21 and LM-80.

**LUMEN MULTIPLIER**

Ambient Temperature	SA1 (All Drive Currents)
0 °C	1.02
10 °C	1.01
25 °C	1.00
40 °C	0.99
50 °C	0.97





**CONTROL OPTIONS**

**0-10V**

This fixture is offered standard with 0-10V dimming driver(s). The DIM option provides 0-10V dimming wire leads for use with a lighting control panel or other control method.

**Photocontrol (BPC)**

Optional button-type photocontrol (BPC) and photocontrol receptacles (PR and PR7) provide a flexible solution to enable “dusk-to-dawn” lighting by sensing light levels. Advanced control systems compatible with NEMA 7-pin standards can be utilized with the PR7 receptacle.

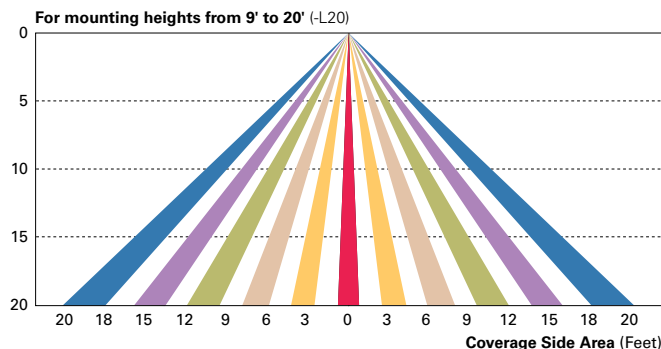
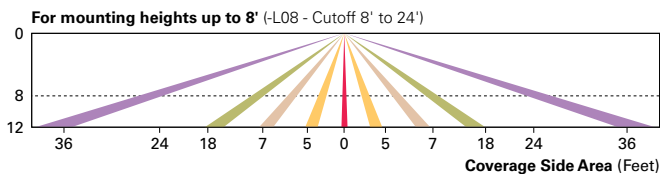
**After Hours Dim (AHD)**

This feature allows photocontrol-enabled luminaires to achieve additional energy savings by dimming during scheduled portions of the night. The dimming profile will automatically take effect after a “dusk-to-dawn” period has been calculated from the photocontrol input. Specify the desired dimming profile for a simple, factory-shipped dimming solution requiring no external control wiring. Reference the After Hours Dim supplemental guide for additional information.

**Dimming Occupancy Sensor (MS/DIM-LXX and MS-LXX)**

These sensors are factory installed in the luminaire housing. When the MS/DIM-LXX sensor option is selected, the occupancy sensor is connected to a dimming driver and the entire luminaire dims when there is no activity detected. When activity is detected, the luminaire returns to full light output. The MS/DIM sensor is factory preset to dim down to approximately 50 percent power with a time delay of five minutes. The MS-LXX sensor is factory preset to turn the luminaire off after five minutes of no activity. The MS/X-LXX is also preset for five minutes and only controls the specified number of light engines to maintain steady output from the remaining light engines.

These occupancy sensors includes an integral photocell that can be activated with the FSIR-100 accessory for “dusk-to-dawn” control or daylight harvesting - the factory preset is OFF. The FSIR-100 is a wireless tool utilized for changing the dimming level, time delay, sensitivity and other parameters. A variety of sensor lens are available to optimize the coverage pattern for mounting heights from 8’-40’.



**WaveLinx Wireless Control and Monitoring System**

Available in 7-PIN or 4-PIN configurations, the WaveLinx Outdoor control platform operates on a wireless mesh network based on IEEE 802.15.4 standards enabling wireless control of outdoor lighting. Use the WaveLinx Mobile application for set-up and configuration. At least one Wireless Area Controller (WAC) is required for full functionality and remote communication (including adjustment of any factory pre-sets). WaveLinx Outdoor Control Module (WOLC-7P-10A) A photocontrol that enables astronomic or time-based schedules to provide ON, OFF and dimming control of fixtures utilizing a 7-PIN receptacle. The out-of-box functionality is ON at dusk and OFF at dawn. WaveLinx Wireless Sensor (SWPD4 and SWPD5) These outdoor sensors offer passive infrared (PIR) occupancy and a photocell for closed loop daylight sensing. These sensors can be factory installed or field-installed via simple, tool-less integration into luminaires equipped with the Zhaga Book 18 compliant 4-PIN receptacle (ZW). These sensors are factory preset to dim down to approximately 50 percent power after 15 minutes of no activity detected. These occupancy sensors include an integral photocell for “dusk-to-dawn” control or daylight harvesting that is factory-enabled. A variety of sensor lenses are available to optimize the coverage pattern for mounting heights from 7’-20’; only applies for typical wall packs.