

DESCRIPTION

A lampholder designed for use with two energy efficient 18W twin tube compact fluorescent lamps. For use with Halo and Lazer-by-Halo track systems. Ideal for wallwashing in retail stores, public areas and other commercial spaces. Not suitable for four circuit track.

Catalog #		Type
Project		
Comments		Date
Prepared by		

SPECIFICATION FEATURES

A...Quick Lock Adapter

Trac plug attaches anywhere along Halo Power-Trac. Two position conductor allows use in single circuit and either circuit of two circuit track. Visual polarity line assures proper grounding. Large bearing surface provides extra stability.

B...Yoke

Pre-tensioned adjustment mechanism allows lampholder to pivot vertically from 0° to ±80° as well as rotate horizontally. Unobtrusive angle indicators are provided to enable consistent aiming.

C...Housing

Solid aluminum extrusion with die-cast aluminum end caps. No exposed rivets or screw heads. Standard electronic ballast provides energy efficiency, light weight and silent operation.

D...Reflector

Specular reflector provides precise optical control and low iridescence.

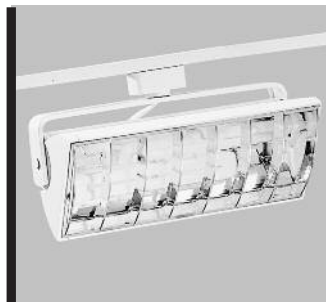
F...Louver (Optional)

One piece injection molded louvers with unique curved profile available in Low Iridescent Specular Clear, White

or Black. The parabolic louvers provide optimal brightness control and improve aesthetic appeal. Louver and reflector form a continuous light path with no gaps or obstructions.

Labels

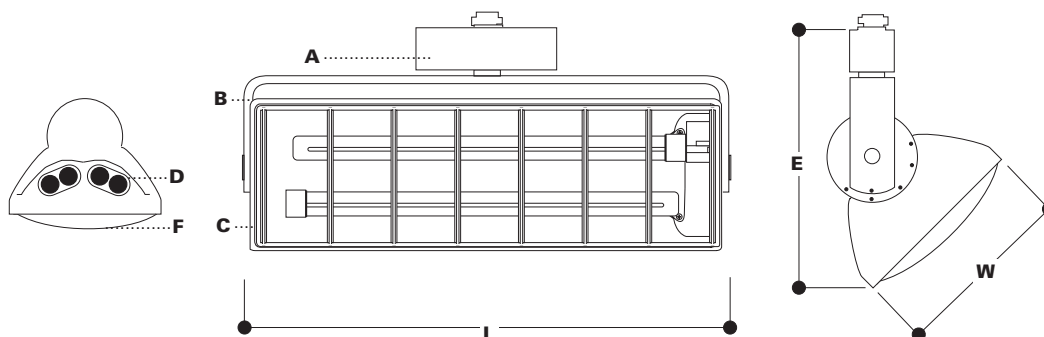
UL listed and CSA certified for use with Halo and Lazer-by-Halo track systems.



L3218E

**PARA TRAC
COMPACT
FLOURESCENT
WALLWASHER**

Power-Trac®



ORDERING INFORMATION

SAMPLE NUMBER: L3218EP-LVR3218SC

Complete unit consists of Lampholder and Finish (Louver is optional).

Lampholder	Finish	Louver (Optional)
L3218E		
L3218E=18W	P=White MB=Black	LVR3218P=White LVR3218MB=Black LVR3218SC=Specular



L3218

For use with:
Two 18W F18BX
Compact Fluorescent
L =14 15/16" [379mm]
W=6" [152mm]
E =8 1/16" [205mm]

NOTE: NOT FOR USE
WITH 4-CIRCUIT TRACK.

Energy Data

(2) 18W Triple Tube 4-pin
Ballast: Electronic
120V Input Watts: 37W
Line Amps: 0.31A
Power Factor: >0.98%
THD: <10%
Min. Starting Temp: -0° F (-18° C)
Sound Rating: A

NOTES:
For additional options please
consult factory.

ADV990355
5/08

Test No. H20057

L3218E-LVR3218SC

Specular Louver

Lamp=(2) 18W TT

Lumens=1,250

45° Aiming Angle

Single Fixture 3' From Wall

Table with columns: DD, Distance From Fixture Along Wall (1', 2', 3', 4', 5', 6'), and rows 1-10.

Multiple Fixtures 3' Distance From Wall

Table with columns: DD, Spacing Between Fixtures (3', 4', 5', 6'), and rows 1-10.

Single Fixture 4' From Wall

Table with columns: DD, Distance From Fixture Along Wall (1', 2', 3', 4', 5', 6'), and rows 1-10.

Multiple Fixtures 4' Distance From Wall

Table with columns: DD, Spacing Between Fixtures (4', 5', 6', 7'), and rows 1-10.

Test No. H20059

L3218E-LVR3218P

White Louver

Lamp=(2) 18W TT

Lumens=1,250

45° Aiming Angle

Single Fixture 3' From Wall

Table with columns: DD, Distance From Fixture Along Wall (1', 2', 3', 4', 5', 6'), and rows 1-10.

Multiple Fixtures 3' Distance From Wall

Table with columns: DD, Spacing Between Fixtures (3', 4', 5', 6'), and rows 1-10.

Single Fixture 4' From Wall

Table with columns: DD, Distance From Fixture Along Wall (1', 2', 3', 4', 5', 6'), and rows 1-10.

Multiple Fixtures 4' Distance From Wall

Table with columns: DD, Spacing Between Fixtures (4', 5', 6', 7'), and rows 1-10.

Test No. H20058

L3218E-LVR3218MB

Black Louver

Lamp=(2) 18W TT

Lumens=1,250

45° Aiming Angle

Single Fixture 3' From Wall

Table with columns: DD, Distance From Fixture Along Wall (1', 2', 3', 4', 5', 6'), and rows 1-10.

Multiple Fixtures 3' Distance From Wall

Table with columns: DD, Spacing Between Fixtures (3', 4', 5', 6'), and rows 1-10.

Single Fixture 4' From Wall

Table with columns: DD, Distance From Fixture Along Wall (1', 2', 3', 4', 5', 6'), and rows 1-10.

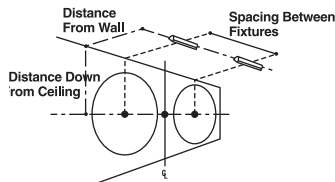
Multiple Fixtures 4' Distance From Wall

Table with columns: DD, Spacing Between Fixtures (4', 5', 6', 7'), and rows 1-10.

Notes:

- Illuminance values for multiple fixtures are based upon the center two units of a four unit array...
• Footcandle = 10.76 lux. 1 foot(°) = 304.8mm.
• Footcandle Multipliers for 50W (4,000 lumens) = 1.27, for 55W (4,800 lumens) = 1.52
• Illuminance values are cosine corrected initial values with no contribution from inter reflections...

Existing Spacing / New Spacing x Average Table Fc Level



Note: Specifications and Dimensions subject to change without notice.

Visit our web site at www.cooperlighting.com