

## DESCRIPTION

Art glass pendants offer the opportunity to add a truly unique touch to lighting needs in both commercial and residential spaces. They can add a pleasant free flowing accent in reception or hospitality areas or they can be used for general lighting with their inviting pools of muted illumination. Large drop 120V pendants use 60W A15, A19 or G16.5 lamps. Seven styles are available in small and large sizes.

Catalog #		Type
Project		
Comments		Date
Prepared by		

## SPECIFICATION FEATURES

### A ... Electrical Quick Lock Adapter - Power Trac

Polycarbonate housing. Attaches electrically and mechanically anywhere along Halo Power Trac and Lazer Track.

### B ... Electrical Quick Lock Adapter - Flexible Track

Die Cast housing. Attaches electrically and mechanically anywhere along Flexible track.

### C ... Canopy - Surface Mount

Aluminum canopy. Attaches to standard junction box.

### D ... Shade

Hand crafted art glass. Art Glass Shades may vary in color, pattern and shape due to their handmade nature. Slight imperfections add to their charm. Art Glass Shades are made in the United States of America.

### E ... Finial

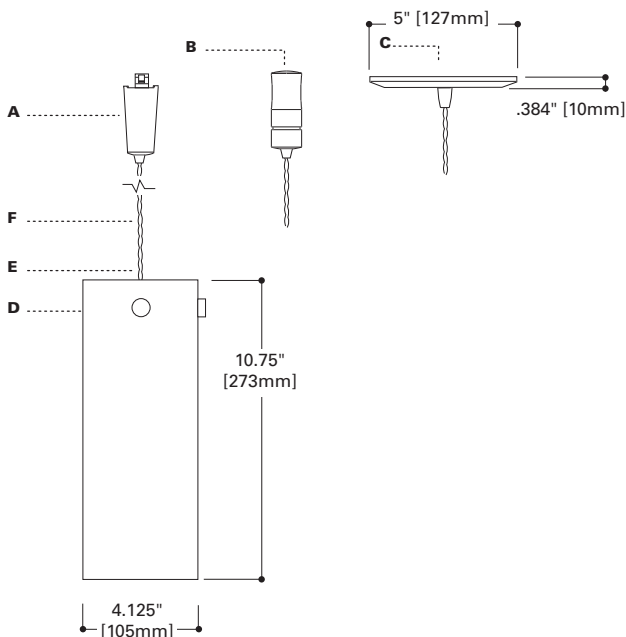
Machined brass finial.

### F ... Cord

Field adjustable 8' long 18AWG clear-jacketed cord.

### Labels

UL/c-UL Listed for use with Halo Flexible Track, Halo Power-Trac, and Lazer.



## LF1TBELRG L1TBELRG H1TBELRG

**Art Glass Line Voltage  
Pendant  
Large Tube  
60W A15/A19/G16.5**


**Architectural Flexible Track  
Power-Trac  
Surface**

<b>TBE</b> Track L1= Halo Power-Trac LF1= Flexible Track H1=Surface Mount Style TBE=Tube		<b>Finial Finish</b> AH=Aluminum Haze BRZ=Bronze (except LF1)	<b>Lamp Type (not included)</b> 19= A19, A15, G16.5	<b>Adapter/Canopy Finish</b> Blank=Same as Finial (LF1 only available in AH finish) Blank =Same as Finial BRZ=Bronze P=White	<b>LRG</b> Shade Size LRG=Large	<b>Shade Colors</b> AmberIce=Amber Ice AmberWeb=Amber Web Blueberry=Blueberry Swirl Butterscotch=Butterscotch Twist Candy=Candy Apple Caramel=Caramel Cherries=Cherries Jubilee Coconut-Tahitian Coconut Indigo=Indigo Irish=Irish Coffee Licorice=Black Licorice Marshmallow=Marshmallow Swirl MossyIce=Mossy Ice MossyWeb=Mossy Web Plum=Plum Wine Rocky=Rocky Road Sandstone=Sandstone Sea Moss=Sea Moss Smoke=Smoke Spumoni=Spumoni
--	--	---	---	--	---------------------------------------	---


**SHADE COLORS**

Halo Art Glass shades may vary in color, pattern and shape due to their handmade nature. Slight imperfections add to their charm and unique character.

Shown below are swatches of available shade finishes. Please note that the representations of these color swatches are subject to certain limitations due to variations of printing and viewing equipment.




Amber Ice




Candy Apple



Marshmallow Swirl



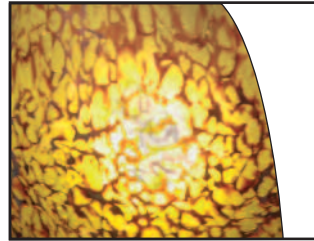
Sandstone



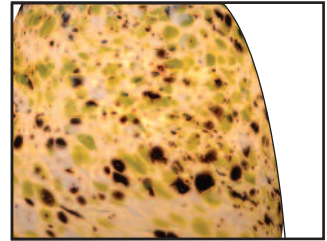
Amber Web




Caramel




Mossy Ice



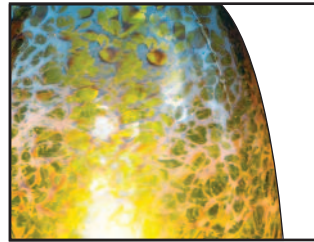
Sea Moss



Black Licorice




Cherries Jubilee



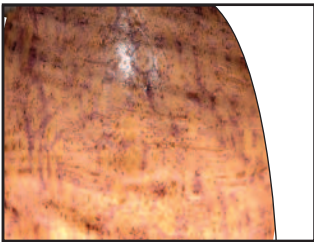
Mossy Web




Smoke




Blueberry Swirl



Indigo



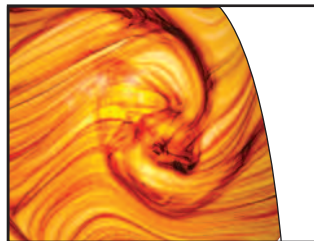
Plum Wine



Spumoni



Butterscotch Twist



Irish Coffee



Rocky Road



Tahitian Coconut