

DESCRIPTION

Art glass pendants offer the opportunity to add a truly unique touch to lighting needs in both commercial and residential spaces. They can add a pleasant free flowing accent in reception or hospitality areas or they can be used for general lighting with their inviting pools of muted illumination. Small dome 120V pendants use 60W A15 or G16.5 lamps. Seven styles are available in small and large sizes.

Catalog #		Type
Project		
Comments		Date
Prepared by		

SPECIFICATION FEATURES

A ... Electrical Quick Lock Adapter - Power Trac

Polycarbonate housing. Attaches electrically and mechanically anywhere along Halo Power Trac and Lazer Track.

B ... Electrical Quick Lock Adapter - Flexible Track

Die Cast housing. Attaches electrically and mechanically anywhere along Architectural Flexible Track.

C ... Canopy - Surface Mount

Aluminum canopy. Attaches to standard junction box.

D ... Shade

Hand crafted art glass. Art Glass Shades may vary in color, pattern and shape due to their handmade nature. Slight imperfections add to their charm. Art Glass Shades are made in the United States of America.

E ... Finial

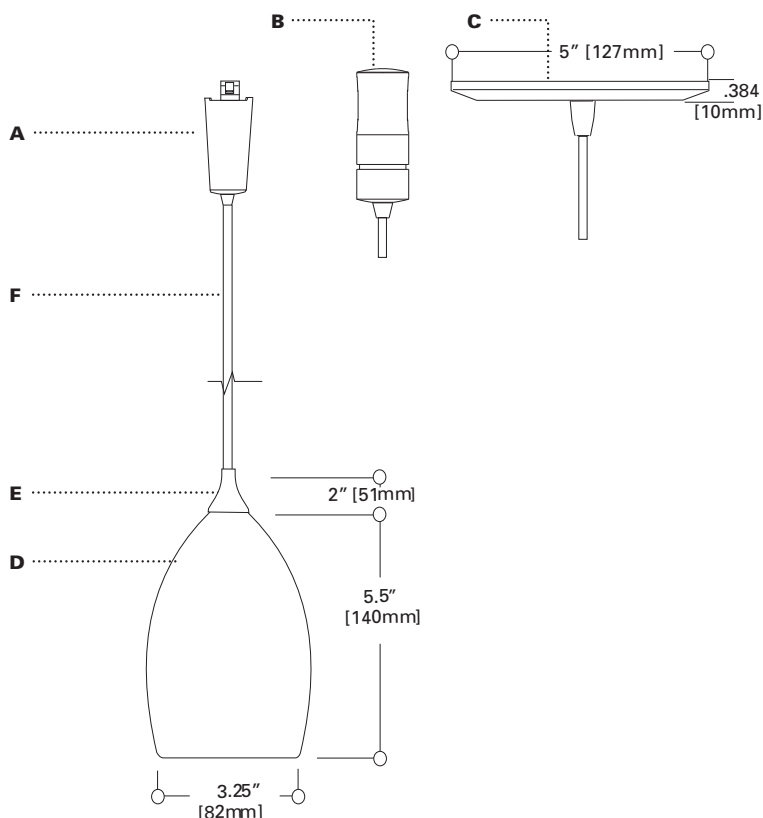
Machined brass finial.

F ... Cord

Field adjustable 8' long 18AWG clear-jacketed cord.

Labels

UL/c-UL Listed for use with Halo Architectural Flexible Track, Halo Power-Trac, and Lazer.



LF1DMESML
L1DMESML
H1DMESML

Art Glass Line Voltage Pendant
Small Dome
60W A15/G16.5

Architectural Flexible Track
Power-Trac
Surface


	DME			SML	
Track L1= Halo Power-Trac LF1= Flexible Track H1=Surface Mount		Finial Finish AH=Aluminum Haze BRZ=Bronze (except LF1)		Adapter/Canopy Finish Blank=Same as Finial (LF1 only available in AH finish) Blank =Same as Finial BRZ=Bronze P=White MB=Black	Shade Size SML=Small
Style DME=Dome		Lamp Type (not included) 19=A15, G16.5			Shade Colors AmberIce=Amber Ice AmberWeb=Amber Web Blueberry=Blueberry Swirl Butterscotch=Butterscotch Twist Candy=Candy Apple Caramel=Caramel Cherries=Cherries Jubilee Coconut-Tahitian Coconut Indigo=Indigo Irish=Irish Coffee Licorice=Black Licorice Marshmallow=Marshmallow Swirl MossyIce=Mossy Ice MossyWeb=Mossy Web Plum=Plum Wine Rocky=Rocky Road Sandstone=Sandstone Sea Moss=Sea Moss Smoke=Smoke Spumoni=Spumoni

Specifications and Dimensions subject to change without notice.
Consult your representative for additional options and finishes.


SHADE COLORS

Halo Art Glass shades may vary in color, pattern and shape due to their handmade nature. Slight imperfections add to their charm and unique character.

Shown below are swatches of available shade finishes. Please note that the representations of these color swatches are subject to certain limitations due to variations of printing and viewing equipment.




Amber Ice




Candy Apple



Marshmallow Swirl



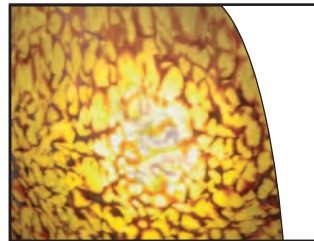
Sandstone



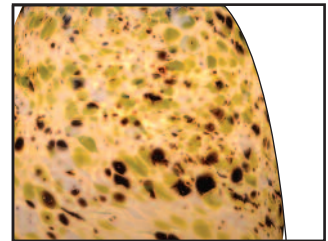
Amber Web




Caramel




Mossy Ice



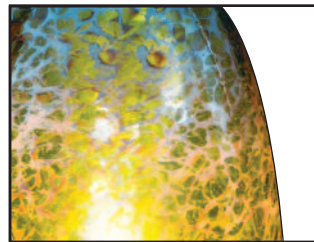
Sea Moss



Black Licorice




Cherries Jubilee



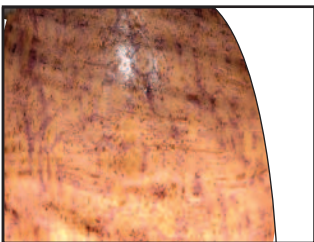
Mossy Web




Smoke




Blueberry Swirl



Indigo



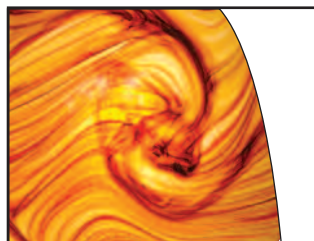
Plum Wine



Spumoni



Butterscotch Twist



Irish Coffee



Rocky Road



Tahitian Coconut