

Project		Catalog #		Type	
Prepared by		Notes		Date	



HALO

LCR4

4-Inch Round All-Purpose LED Retrofit Module

Typical Applications

Residential • Multi-family • Mixed-Use

Interactive Menu

- Order Information [page 2](#)
- Product Specifications [page 2](#)
- Photometric Data [page 3](#)
- Energy & Performance Data [page 3](#)
- Product Warranty
- Dimming Guide

Product Certification



Refer to ENERGY STAR® Certified Products List.
Can be used to comply with California Title 24 High Efficacy requirements.
Certified to California Appliance Efficiency Database under JAG.

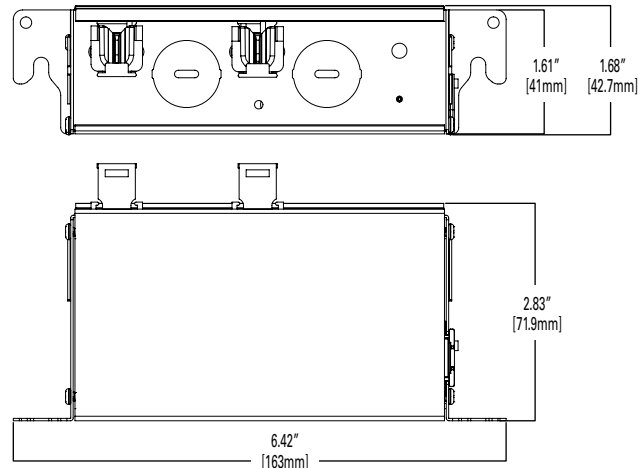
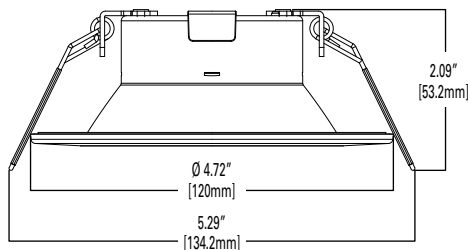
Product Features



Top Product Features

- Select from 5 CCTs via switch; 2700K, 3000K, 3500K, 4000K, 5000K CCT; 90 CRI
- Up to 1200 Lumens; IC rated
- Direct mount - does not require recessed housing or junction box
- Dimmable down to 5%, 0-10V
- Wet location listed for showers and protected ceilings

Dimensional and Mounting Details



Order Information*

SAMPLE ORDER NUMBER: **LCR4089FSE010MW**

Icon Key: ▲ Configurable Product

Models	Lumens	CRI/CCT	Driver	Finish
LCR4 = 4" all-purpose round LED module	08 = 800 lumens (nominal) 12 = 1200 lumens (nominal)	9FS = 90 CRI minimum, field selectable CCT, choose 2700K, 3000K, 3500K, 4000K or 5000K CCT	E010 = UNV 120-277V, 50/60Hz, 0-10V analog 100% to 5% dimming	MW = Matte white
Notes	Notes	Notes	Notes	Notes

Accessories

Accessories	
<p>Overized Trim Ring HLB4ROTMMW = 4" round oversized trim, matte white</p> <p>Designer Trims LCR4TRMAH = 4" Haze, white flange LCR4TRMSC = 4" Specular, white flange LCR4TRMTBZ = 4" Tuscan bronze LCR4TRMWH = 4" Paintable white</p>	<p>Mounting Frame HL4RSMF = 4" round and square mounting frame</p> <p>Extension Cable seleCCTable Driver/Jbox HLB06FSEC – 6 ft. extension cable HLB12FSEC – 12 ft. extension cable HLB20FSEC – 20 ft. extension cable</p>

Product Specifications

Module

- Module construction includes LED Array, reflector, lens, and housing
- Integral aluminum heat sink provides passive thermal cooling achieving L70 at 50,000 hours in IC and non-IC applications

LED Array

- Mid power LED array provides a uniform source with high efficiency and no pixilation.
- 90 CRI minimum, R9 greater than 50
- Color accuracy within 3 SDCM at the CCT endpoints and 4 SDCM in between endpoints, provide color accuracy and uniformity.
- Correlated Color Temperature (CCT) has a selectable range from 2700K to 5000K (factory default 3000K)
- Use the switch to choose between 2700K, 3000K, 3500K, 4000K, and 5000K CCT

Optical Assembly

- Regressed flat lens provides uniformity, UGR ≤ 10
- Exceeds ENERGY STAR® color angular uniformity requirements

Remote Driver/Junction Box

- Metal driver/junction box with captive hinged junction box cover. Listed for (6) #12 AWG 90°C splice conductors, 2-in, 2-out plus (2) ground
- (4) 1/2" conduit pry-outs
- (2) Slide-N-Side™ non-metallic (NM) wire traps all accepts 14-2, 14-3, 12-2, 12-3 U.S and 14-2, 14-3, 12-2 Canadian NM cable

- (3) 4-port push wire nuts with clear caps for quick and reliable mains voltage connections
- Integral keyhole mounting slots facilitate direct mounting to building structure or new construction mounting frame

Driver

- Integral 120-277V, 50/60Hz constant current driver provides noise free operation
- Continuous, flicker-free dimmer from 100% to 5%
- Plenum rated inline electrical quick connect provides low voltage connection to fixture fitting

Installation

- Can be installed in 3/8" to 1-1/4" thick ceilings
- Cutout can utilize standard round hole saw sizes, cutout template provided
- Mousetrap springs hold fixture fitting securely in the ceiling eliminating light leaks
- Can be removed from below the ceiling for service or replacement

Mounting / Retention

- The LCR4 requires no housing or third party junction box
- The remote enclosure may be used in direct contact with insulation.
- Installer must cut template out of drywall and install into aperture with the clips compressed.
- When released, the mousetrap springs will rest on to the back side of the drywall
- Not for installation in recessed cans

Compliance

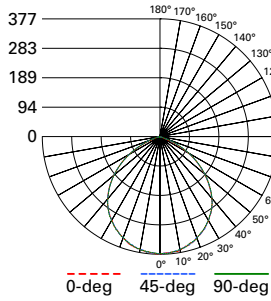
- UL certified US and Canada
- Wet location listed and IP64 ingress protection rated, covered ceiling only
- Airtight per ASTM-E283-04
- Suitable for use in clothes closets when installed in accordance with the NEC 410.16 spacing requirements
- EMI/RFI emissions per FCC 47CFR Part 15 consumer limits, CAN ICES-005(B)/NMB-005 (B)
- Contains no mercury or lead and RoHS compliant
- Photometric testing in accordance with IES LM-79-08
- Lumen maintenance projections in accordance with IES LM-80-08 and TM-21-11
- Can be used for State of California Title 24 high efficacy LED compliance under JA8, reference Modernized Appliance Efficiency Database System (MAEDBS) for 2016 JA8 High Efficacy Lighting
- ENERGY STAR® certified, reference "Certified Light Fixtures" database

Warranty

- Five year limited warranty, consult website for details. www.cooperlighting.com

Photometric Data

[View IES files](#)

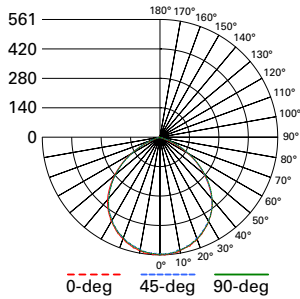
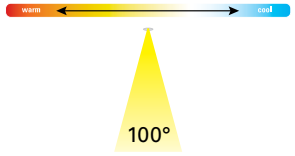


LCR4089FSE010MW
 Spacing criterion: (0-180) 1.23
 (90-270) 1.23
 (Diagonal) 1.32
 Beam Angle: 100°
 Lumens: 869
 Input Watts: 9.15 W
 Efficacy: 95 LPW
 Test Report:
 LCR4089FSE010MW.IES

Zonal Lumen	Lumens	% Lumens
0-30	288	33.2
0-40	468	53.8
0-60	779	89.6
0-90	869	100

TM-30-15	Rf = 92
	Rg = 97
CRI/CIE	Ra = 94
	R9 = 58

CCT - Range of 2700K- 5000K

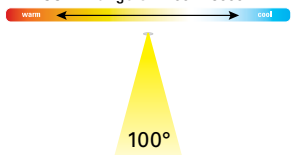


LCR4129FSE010MW
 Spacing criterion: (0-180) 1.23
 (90-270) 1.22
 (Diagonal) 1.31
 Beam Angle: 100°
 Lumens: 1277
 Input Watts: 13.58 W
 Efficacy: 94.1 LPW
 Test Report:
 LCR4129FSE010MW.IES

Zonal Lumen	Lumens	% Lumens
0-30	426	33.4
0-40	691	54.1
0-60	1145	89.6
0-90	1277	99.9

TM-30-15	Rf = 92
	Rg = 97
CRI/CIE	Ra = 94
	R9 = 56

CCT - Range of 2700K- 5000K



Energy and Performance Data

LCR4089FSE010MW		
	120V	277V
Max. Lumens	849 @ 3000K	
Input Voltage	120-277V	
Input Frequency	50/60Hz	
Input Power	9.77W	9.95W
Input Current	0.082A	0.037A
Power Factor	>0.90	
THD	<20%	
EMI/RFI	FCCTitle 47 CFR, Part 15, Class B CAN ICES-005(B)	
Sound Rating	Class A	
Minimum Starting Temp	-30°C (-22°F)	

LCR4129FSE010MW		
	120V	277V
Max. Lumens	1272 @ 4000K	
Input Voltage	120-277V	
Input Frequency	50/60Hz	
Input Power	14.31W	14.39W
Input Current	0.120A	0.055A
Power Factor	>0.90	
THD	<20%	
EMI/RFI	FCCTitle 47 CFR, Part 15, Class B CAN ICES-005(B)	
Sound Rating	Class A	
Minimum Starting Temp	-30°C (-22°F)	

Tested in accordance with IES LM63. Field results may vary.