

DESCRIPTION

The H99TAT is a small aperture Non-IC AIR-TITE™ housing for providing accent and task lighting. The H99T is designed for use in non-insulated ceiling or for insulated ceilings but insulation **MUST** be kept 3" from all sides of the housing. Non-IC Housing is AIR-TITE™ but insulation must be kept 3 inches away from all sides of housing.

Catalog #	Type
Project	
Comments	
Prepared by	Date

SPECIFICATION FEATURES

Housing

Formed of CRS with powder coat finish.

Plaster Frame

- Galvanized steel die-formed construction.
- The inner housing can be removed from plaster frame to provide access to the junction box.
- Plaster frame features include:
 - Patented regressed locking screw positioned for securing hanger bars from below the ceiling.
 - Cutouts for easily crimping hanger bars in position.
 - AIR-TITE aperture gasket is pre-installed.
 - HALO identity embossed on plaster frame

SLIDE-N-SIDE™ Junction Box

- Positioned to accommodate straight conduit runs
- Four 1/2" trade size conduit knockouts with true pry-out slots
- Slide-N-Side wire traps allow non-metallic sheathed cable to be installed without tools and without removing knockouts.
- Accepts a wide range of non-metallic (type NM) sheathed cables - the standard cable types used in lighting in both U.S. and Canada.
 - Allows wiring connections to be made outside the junction box.

- Simply insert the cable directly into the trap after connections are made.
- Accommodates the following standard non-metallic sheathed cable sizes:
(US) #14/2, #14/3, #12/2, #12/3
(Canada) #14/2, #14/3, #12/2

"Quick Connect" Connectors

Three quick connect wiring connectors included.

GOT NAIL! Pass-N-Thru™ Bar Hangers

- Pre-installed nail easily installs in regular lumber, engineered lumber and laminated beams.
- Safety and guidance system prevents snagging, ensures smooth straight nail penetration and allows bar hangers to be easily removed if necessary.
- Automatic levelling flange aligns the housing and lets you hold the housing in place with one hand while driving nails.
- Housing can be positioned at any point within 24" joist span.
- Pass-N-Thru™ feature allows bar hangers to be shortened without removing from plaster frame.
- Score lines allow "toolless" shortening for 12" joists.
- Bar hangers may be repositioned 90°.
- Integral T-bar clip snaps onto T-bars - no additional clips required.

Socket

Fixed position porcelain socket with nickel plated brass screw shell provides consistent lamp positioning.

Thermal Protector

Thermal protector deactivates fixture if overheating occurs due to improper lamping or misapplied insulation.

Labels

- UL/cUL Listed 1598 Luminaire
- UL/cUL Damp Location Listed
- UL/cUL Listed for Wet Location, covered ceiling - with select trims
- UL/cUL Listed for Feed Through
- Certified Under ASTM-E283 for air tight construction
- IP rated (Improper Lamp)

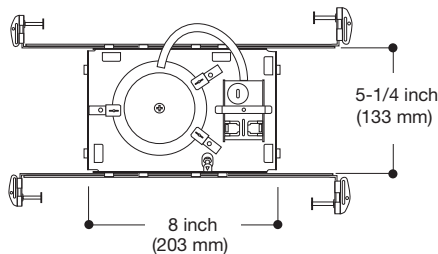
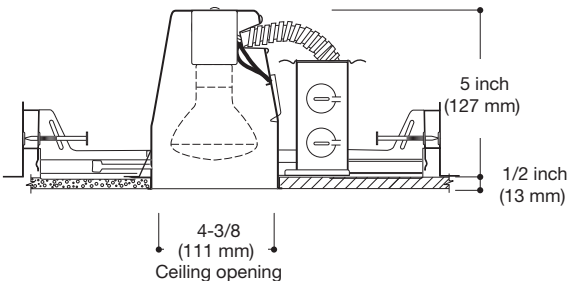


H99TAT

4" Non-Insulated Ceiling AIR-TITE™ Recessed Housing

4" TRIMS

FOR USE IN NONINSULATED CEILING OR INSULATED CEILING WHERE INSULATION CAN BE KEPT 3" FROM ALL SIDES OF FIXTURE



TRIMS

ORDERING INFORMATION

SAMPLE NUMBER: H99TAT-999P

Order housing and trims separately.

Housing

Trims

H99TAT=4" Non-Insulated Ceiling
Small Aperture AIR-TITE
Housing

REFLECTORS



999

Reflector Cone
40W R16, 50W R20, 50W PAR20
999P=Specular Clear, White Trim Ring
999AC=Antique Copper with Antique
Copper Trim Ring
999RG=Residential Gold, white trim ring
999W=White Reflector, White Trim Ring
999H=Haze Reflector, White Trim Ring
999MB=Specular Black Reflector, White
Trim Ring
999SN=Satin Nickel Reflector with Satin
Nickel Trim Ring
999TBZ=Tuscan Bronze Reflector with
Tuscan Bronze Trim Ring
OD: 5 1/16" (129mm)

ADJUSTABLES



996

Eyeball - 15° Tilt
50W PAR20
996P=White Eyeball
996AC=Antique Copper Eyeball
996SN=Satin Nickel Eyeball
996TBZ=Tuscan Bronze Eyeball
OD: 5 1/16" (129mm)



998

Eyeball - 30° Tilt
40W R16, 60W PAR16
998P=White Eyeball
998AC=Antique Copper Eyeball
998PB=Polished Brass Eyeball
998SN=Satin Nickel Eyeball
998TBZ=Tuscan Bronze Eyeball
OD: 5 1/16" (129mm)

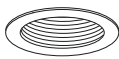
WALL WASH



992

Wall Wash with Baffle
40W R16, 40W A19, 50W R20
992P=White Scoop and Trim Ring,
Black Baffle
992AC=Antique Copper, Scoop and
Trim Ring, Black Baffle
992W=White Scoop and Trim Ring,
White Baffle
992SN=Satin Nickel Scoop and Trim
Ring, Black Baffle
992TBZ=Tuscan Bronze Scoop and
Trim Ring, Black Baffle
OD: 5 1/16" (129mm)

BAFFLES



993

Coilex Baffle with Die Cast Trim Ring
40W R16, 50W R20, 50W PAR20
993P=Black Baffle with White Trim Ring
993AC=Black Baffle with Antique
Copper Trim Ring
993PB=Black Baffle with Polished Brass
Trim Ring
993W=White Baffle with White Trim Ring
993SN=Black Baffle with Satin Nickel
Trim Ring
993TBZ=Black Baffle with Tuscan Bronze
Trim Ring
OD: 5 1/16" (129mm)

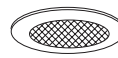
OPEN



945

Metropolitan Ice Light
50W PAR20, 50W R20
945=Clear Frosted
945BLUE=Blue Frosted
OD: 5 5/16" (135mm)

SHOWER LIGHT



951

Shower Light, Full Reflector
40W A19, 50W PAR20, 50W R20
951PS=Shower Light, White Trim Ring,
Glass Lens
951ACS=Shower Light, Antique Copper
Trim Ring, Glass Lens
951SNS=Shower Light, Satin Nickel Trim
Ring, Glass Lens
951TBZS=Shower Light, Tuscan Bronze
Trim Ring, Glass Lens
OD: 5 1/16" (129mm)



953

Metal Baffle with Die Cast Trim Ring
40W R16, 50W R20, 50W PAR20
953P=Black Baffle with White Trim Ring
953W=White Baffle with White Trim Ring
953AC=Antique Copper Baffle with Antique
Copper Trim Ring
953SN=Satin Nickel Baffle with Satin Nickel
Trim Ring
953TBZ=Tuscan Bronze Baffle with Tuscan
Bronze Trim Ring
OD: 5 1/16" (129mm)



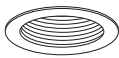
946

Metropolitan Deco
50W PAR20, 50W R20
946BC=Green Tint Rings with
Black Chrome Metal Body
946PB=Green Tint Rings with
Polished Brass Metal Body
OD: 5 5/8" (143mm)



952

**Frosted Dome Lens Shower Light,
Cone Reflector**
40W A19, 50W PAR20, 50W R20
952PS=White Trim Ring, Dome Lens
Shower Light



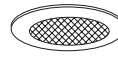
ERT413

Full Cone Metal Baffle
40W A19, (50W R20 - ERT413WHT only),
50W PAR 20
ERT413WHT=High Gloss Appliance White Trim
Ring with White Baffle
ERT413=High Gloss Appliance White Trim
Ring with Black Baffle
OD: 5 1/16" (129mm)



990

Pinhole Trim
40W A19, 40W R16, 50W PAR20,
50W R20
990P=White Die Cast Trim
990AC=Antique Copper Die
Cast Trim
990SN=Satin Nickel Die Cast
Trim
990TBZ=Tuscan Bronze Die
Cast Trim
OD: 5 1/16" (129mm)



955

Shower Light, Cone Reflector
40W A19, 50W PAR20, 50W R20
955PS=Shower Light, White Trim Ring,
Glass Lens

Note: Specifications and Dimensions subject to change without notice.