

DESCRIPTION

A series of Open and Closed Back styled lampholders available for use with a variety of lamp types. The clean, minimal stem and fine design of the open back version allows the lamp to be part of the design, while the closed back version removes the lamp from the design, thus creating an all-together different aesthetic.

APPLICATION

Ideal for accent and display applications. The Open and Closed Back 75W PAR30 versions offer their own unique styling to complement any space.

SPECIFICATION FEATURES

A ... Electrical Quick Lock Adapter - Flexible Track

Die cast housing. Attaches electrically and mechanically anywhere along Flexible track.

B ... Electrical Quick Lock Adapter - Power Trac

Die cast housing. Attaches electrically and mechanically anywhere along track.

C ... Electrical Quick Lock Adapter - Architectural Track

Polycarbonate housing with integral fuse and on-off switch. Attaches electrically and mechanically anywhere along track.

D ... Arm

Oval die cast arm allows lampholder to rotate 330° and provides 0° to 90° vertical pivot for maximum aiming adjustability.

E ... Lockable Tilt

Lampholder tilt can be locked in place easily with the use of a 1.5mm allen wrench.

F ... Lampholder Body

Die Cast Aluminum housing provides durability and good thermal performance.

Labels

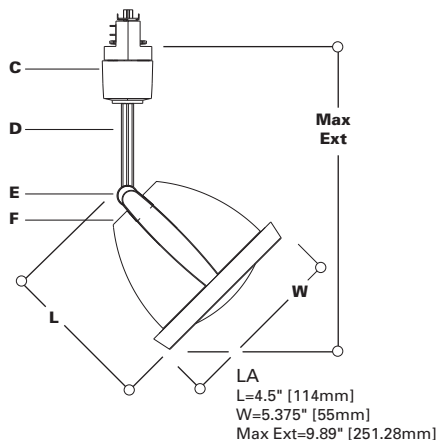
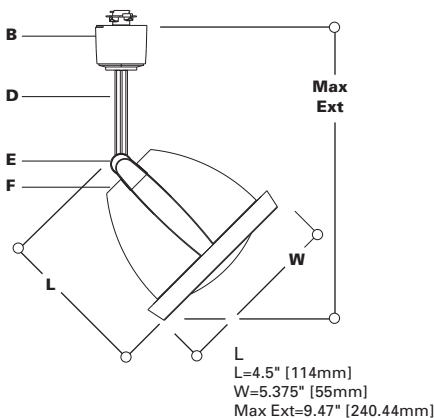
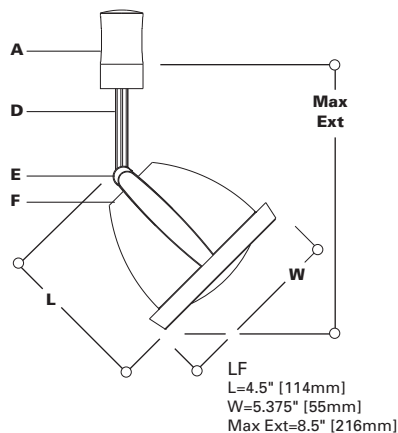
UL/c-UL Listed for use with Halo Architectural Flexible and Linear Track, Halo Power-Trac and Lazer.



LF102CB30
LF10230
LA102CB30
LA10230
L102CB30
L10230

Span
PAR30 Accent

Flexible Track
Architectural Track
Power-Trac



Track LF=Flexible Track L=Halo Power-Trac LA=Halo Architectural Track	1 Lamp Type 1=Incandescent	02 Series 02=Span	CB Style Blank=Open Back CB= Closed Back	30 Lamp 30=PAR30	AH Finish AH=Aluminum Haze P=White (L and LA Only) MB=Matte Black (L and LA Only)	Accessories LM10230AH=Media Holder LM10211AH=Media Holder
---	--	---------------------------------------	---	--------------------------------------	---	--

LM102111AH

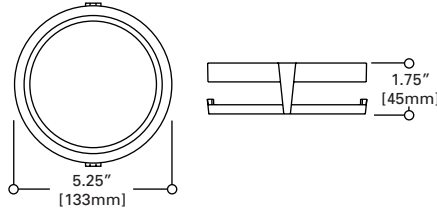
Holder installs on lampholder and accepts media



Media Holder

LM10230AH

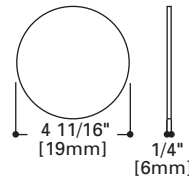
Holder installs on lampholder and accepts media



Media Holder

L200 Color Filters


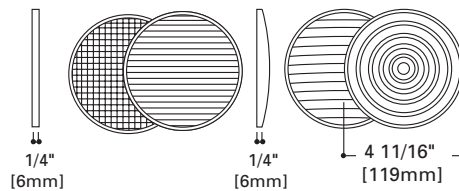
- L211=Medium Pink Color Filter
- L212=Warm Red Color Filter
- L214=Ultraviolet Filter
- L220=Daylight Blue Color Filter
- L221=Medium Blue Color Filter
- L231=Medium Amber Color Filter
- L241=Medium Green Color Filter



L200 Series Color Filters

L200 Series Optical Lenses


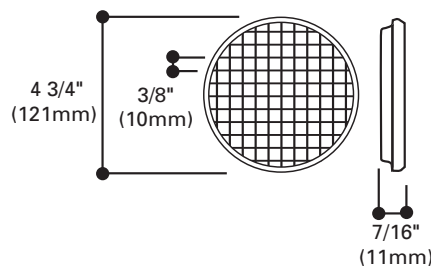
- L210=Linear Spread Lens
L210 lens fans out light beam 55° - 27 1/2° each side of center
- L215=Radial Spread Lens
L215 lens spreads light beam 30° in all directions - 15° on all sides of center
- L250=Linear Spread Lens
L250 lens spreads light beam in one direction
- L265=Prismatic Spread Lens
L265 Spreads light beam in all directions



L200 Lenses

L275 Cube Cell Louver

4 3/4" OD (121mm). Black finish 1/2" cells for directing light and eliminating glare.



L275 Cube Louver