



Save Money



Save Time





















Peace of Mind

The The Fail-Safe MWL Medical Wall LED is an excellent choice for headwall mounted bed lighting. The MWL provides both direct and indirect lighting, with a variety of options for patient control, including pull chains and low voltage relays. Additional optional features, including a Wavelinx Wireless Driver and VividTune White Tuning Technology, allow the fixture to be specified to meet the needs of a wide variety of facilities.

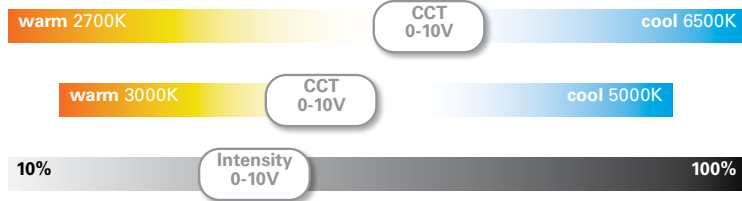


 Save Money
  Save Time
  Peace of Mind

Category	Feature	Benefit	Result
Construction	Optional decorative trim available on front strip and endcaps	Aesthetic appeal	  
	Extruded aluminum housing with a brushed finish Injection molded plastic endcaps	Rugged and durable construction	  
	Multiple finish options available	Customization	  
Performance	Multiple options for patient bed light control	Customer preference	  
	Options for direct only, or direct/indirect distributions	Versatility	  
	Five year warranty standard, ten year warranty available	Guaranteed performance	  

VividTune™

color tuning solutions



Tunable White Solutions

Tunable white lighting solutions deliver a wide range of white light, enabling users to shift the correlated color temperature (CCT) of the light in a space from warm to cool with familiar Cooper Lighting Solutions control solutions.

Tunable white is available in two popular color temperature ranges, 3000K to 5000K and 2700K to 6500K in 80 and 90 CRI options. Please refer to the specification sheets for specific available lumen packages and ordering information. MTO lead times apply.

WaveLinx

