

DESCRIPTION

The next generation addition to the Iridium family, the direct-indirect i2 series, offers a generous open center aperture for maximum versatility in optics, lamping and distribution. The i2 is also available with adjustable uplight and downlight optics for evolving interior spaces with Corelite's Slide-N-Lock (TM) optics accessory. i2 may be mounted individually or continuously with 4' and 8' modular sections. Luminaires align with T-Grid and interface with all ceiling types. The i2 is ideally suited for open offices, conference rooms, classrooms, libraries, labs and public spaces.

Catalog #		Type
Project		
Comments		Date
Prepared by		

SPECIFICATION FEATURES

A ... Construction

Housing is one piece die-formed cold rolled steel, forming a 9" x 2-1/2" architectural profile. Standard 4'-0" and 8'-0" fixture lengths combine for continuous runs.

B ... End Caps

Standard Straight and optional Beveled end caps are precision die-cast aluminum mechanically attached without exposed fasteners.

C ... Lens

Linear prismatic fully frosted acrylic lens.

D ... Reflectors

Reflector pan is painted with a high reflectance white powder coat finish. Optional die-formed side reflectors are highly specular anodized aluminum.

E ... Electrical


Fixtures are prewired with quick wire connectors and use UL listed Class P, 265ma T8 instant start universal voltage electronic ballasts. Power factor of 95% with less than 10% THD. Fixtures and electrical components certified to UL and CUL standards.

F ... Finish

Fixture housings are standard white using electrostatically applied polyester powder coat paint.

Mounting

Standard aircraft cable mounts on 4'-0" and 8'-0" centers. Refer to installation section for various ceiling interface details and rigid pendant mounting details.

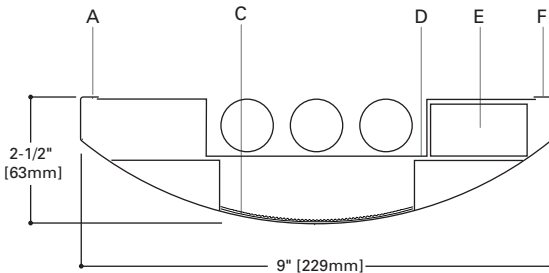


i2 Frosted Lens

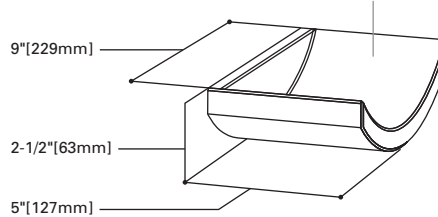
3T8

Suspended
Direct/Indirect

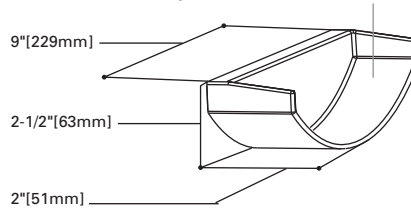
Light Distribution
Indirect - 63.2%
Direct - 36.8%



Standard Straight End Cap B



Beveled End Cap B



MODULES AND DIMENSIONS*

48" [1219mm]

96" [2438mm]

*Dimensions do not include end caps.



ORDERING INFORMATION

Sample Number: I2-WL-3T8-1C-UNV-AC48-T1-12-ES

Series I2: i2 Suspended	Number of Lamps 3: 3 Lamps	Wiring 1 B: Battery Pack C: Standard Circuit D: Dimming E: Emergency T: Nightlight Y: Daylight	Voltage 1 120: 120V 277: 277V 347: 347V UNV: Universal (120V-277V)	Suspension A: Aircraft Cable	Ceiling Type T1: 1" T-Bar T9: 9/16" T-Bar TS: Slotted T-Bar ST: Structure JB: 4" Octagonal J-Box
Optics Up S: Specular W: White	Lamp Type T8: T8 Normal Output			Power Feed 1 C: Straight Cord K: Curly Cord	
Optics Down L: Frosted Lens	Number of Circuits 1 1: 1 Circuit 2: 2 Circuits			Suspension Length Adjustable Cable 48", 120", 240", 300", or 360" (infinite adjustment along entire length of cable)	Run Length Individually Mounted Luminaires may be 4' or 8' in length Continuously Mounted Standard row configurations over 8' consist of 4' and 8' sections

Notes: 1 Not all options available. Please consult your Cooper Lighting Solutions Representative for availability.

