

# BioShift Pass-Through UV-C Germicidal Chamber - Instruction Manual

This manual provides user guidelines and additional operation instructions for the Small BioShift Pass-Through UV-C Germicidal Chamber.  
(Model 24-0200, 12NC: 929002100322)

**For service or parts call your  
sales representative, visit our website:**

**[www.once.lighting/uv-c](http://www.once.lighting/uv-c)**

**Or contact us at:**

**Once Inc.**

**United States**  
15255 23rd Ave N  
Plymouth, MN 55447  
+1 (763) 381-5621  
[info@onceteam.com](mailto:info@onceteam.com)

**Germany**  
Am Südfeld 7  
49377 Vechta  
+49 (0) 4441 8898-10  
[info.germany@onceteam.com](mailto:info.germany@onceteam.com)

**Poland**  
Wloclawska 167  
87-100 Tourn  
+48 (56) 699-5330  
[info.poland@onceteam.com](mailto:info.poland@onceteam.com)

# TABLE OF CONTENTS

Introduction .....	2
Specifications .....	3
Safety .....	4-5
Installation .....	6
Touchscreen Display .....	7-9
Home Screen Components .....	7
Maintenance Screen Components .....	8
Settings Screen Components .....	9
Programming .....	10
Cycle Time .....	10
Sleep Timer .....	10
Maintenance .....	11-13
Alert Notifications / Errors .....	11
Check Lamp Life .....	12
Order Replacement Lamps and Ballasts .....	12
Changing Lamps and Ballasts .....	12
Reset Lamp Life .....	12
Cleaning .....	13
UV-C Dose Verification.....	13
Operating .....	14
Warranty .....	15-22
Contact Information .....	23

# INTRODUCTION

Health and wellbeing is a critical component to sustain an enjoyable life. It's why the quality of the air we breathe and cleanliness of the items we touch every day matters.

The germicidal properties featured in the BioShift Pass-Through UV-C Germicidal Chamber offer a proven and effective way to disinfect and destroy harmful microorganisms. The BioShift chamber is designed and approved for industrial and commercial uses, and is not to be used in residential or home settings.

The BioShift chamber is a sanitation tool made easy to use alongside additional cleaning efforts. It helps meet a wide range of end-user needs by limiting cross contamination through the import of pathogens on everyday items like cell phones, eye glasses, tools and protection gear.

Verified to inactivate common pathogens by a nationally recognized testing laboratory specializing in antimicrobial, biocidal and virucidal effectiveness, the BioShift chamber uses UV-C radiation that has been extensively researched for more than 40 years.

*Note: All bacteria and viruses tested to date respond to UV-C radiation, however it is most effective on hard surface objects. It may not kill bacteria, viruses and pathogens, in areas of objects that are not exposed to the proper intensity and duration of UV-C radiation. Thus, the BioShift Pass-Through UV-C Germicidal Chamber is most effectively used in addition and as a complement to sterilization products and procedures, and NOT as a replacement.*

# SPECIFICATIONS

## Dimensions

Outside	29.5" wide x 23" deep x 23.6" high (750 x 584 x 600 mm)
Weight	110 lbs (50 kg)

## Functional

Operating Power / Current	110V: 110W / 1 A, 240V: 115W / 550 mA
Standby Power / Current	110V: 6W / 130 mA, 240V: 9W / 100mA
Input Voltage	110-240VAC, 50/60 Hz (voltage fluctuation $\pm 10\%$ ) Transient over voltages allowed up to category II Temporary over voltages allowed to occur on mains supply
Power Connection	Connect to branch circuit rated 20A max
Fuse Protection	5x20mm, Slow Blow, 10A, 250V <i>Note: Disconnect main power supply before replacing fuse. Débranchez l'alimentation principale avant de remplacer le fusible.</i>

## Environmental

Operating	41°F (5 °C) to 104 °F (40 °C) temperature Maximum relative humidity 80% for temperatures up to 88°F (31°C), decreasing linearly to 50% relative humidity at 104° F (40°C) <i>Note: Under 41°F (5°C) temperature must run warm-up cycle before disinfecting. See Operating section.</i>
Storage	-20 °F (-28 °C) to 140 °F (60 °C) temperature, 10-95% humidity <i>Note: Allow unit to reach operating temperature before use.</i>
Pollution Degree	2

## UV-C Light Source

Germicidal Lamps	20W UV-C Lamps (4)
Output	254 nm UV-C Light

## Chamber Components

Controller	See Touchscreen Display section.
Emergency Switch	Located on both sides of the machine, buttons turn OFF chamber in case of emergency (fire, smoke, etc.).
Tray / Reflective Liner	The tray and reflective liner rest inside the bottom of the chamber and are removable for easy cleaning.
Windows	The tempered glass windows are opaque to UV-C.
Germicidal Lamps	There are four (4) 20W germicidal UV-C lamps.
Magnet	Securely holds doors in closed position while running.
Door Gasket	Seals chamber during operation to keep light from escaping.

# SAFETY

## Definition of Symbols



RISK OF UV  
EXPOSURE



CAUTION



BIOHAZARD

## Warning

- It is possible that emissions from this product may interfere with some sensitive appliances when placed nearby or in the same circuit as those appliances. The user should be aware of this potential and take appropriate measures to avoid interference.
- Not all materials are UV-C safe. UV-C rays can cause physical damage to products. If products are excessively warm when they are removed after cleaning, they may have been damaged by the UV-C.
- Do not put humans or live animals in the chamber.
- Do not allow children in or near the chamber.
- Do not place flammable liquid(s) in chamber.

## Lamps

The lamps inside emit short wave UV-C radiation. Overexposure to direct or reflected UV-C light can cause severe damage to the eyes and skin. Never look into an illuminated UV-C lamp without proper eye protection. The chamber windows provide a safe way to view inside chamber without the risk of UV-C exposure.

Use caution when handling and changing lamps, as they are subject to fracturing. The lamps contain a small amount of mercury, a chemical known to the state of California to cause birth defects or other reproductive harm. The mercury is contained inside the lamp and will not be released unless the lamp is damaged. Use appropriate PPE when handling.

The lamps are sensitive to the oils in human skin, always handle with gloves.

## Disposal and Recycling

All components must be disposed of in accordance with state and local laws. Refer to [lamprecycle.org](http://lamprecycle.org) for more information.

# SAFETY

## Features

Emergency Stop	The safety switch can be found on either side of the chamber and can be used at any time to stop the operation. Pressing EMERGENCY STOP disconnects all power.
Open Door(s)	BioShift chamber will not operate when the doors are open. The doors cannot be opened during cycle time unless EMERGENCY STOP is pressed. Both doors cannot be opened at the same time unless EMERGENCY STOP is pressed.
Interlock Logic	The clean (controller side) door will remain locked until a cycle is complete. When complete, the clean door will remain unlocked until the dirty (start button side) door is opened, or a new cycle is started. If a cycle is interrupted, it will start over at the beginning. The dirty door will remain locked anytime the clean door is open. Pressing the EMERGENCY STOP will unlock both doors.
Start Button	Illuminates blue when ready to start cycle.
Chamber	The sealed chamber is meant to protect users from UV-C radiation.
Window	The tempered glass windows are opaque to UV-C.
Controller	The controller has a countdown timer which allows the user to monitor Lamp Life, replacement recommended after 1000 cycles, 3000 hours, or after a failed Dose Verification Test (see Maintenance section).

*Note: If the equipment is used in a manner not specified by the manufacturer, the protection provided by the equipment may be impaired.*

# INSTALLATION

The BioShift chamber comes with a set of attached mounting brackets. It can be installed in a number of ways depending on the wall or door that will support them. A 30.25" x 24.5" (768 x 622mm) cutout is recommended to support the chamber when mounting. *Note: The BioShift chamber can be installed in dry locations only (Pour emplacements secs seulement). Product is approved for indoor use at an altitude up to 2000m.*

The input power switch is customizable to the clean or dirty side of the chamber. If this is desired, contact Once for further instructions.

1. Remove screws (4) on mounting brackets located on both sides of the chamber and set aside for later use.
2. Using screws or nails (not provided), attach removed panels to support beams. Use as many screws or nails needed to ensure panel is securely held to beams.
3. Using two people, carefully slide BioShift chamber into place and secure panel to unit using four screws removed in Step 1.
4. Plug supplied power cord into standard electrical outlet. *Note: Alternate power cords not permitted.*

**For small object disinfection, position tray in the center slot for optimal cleaning.  
For larger, heavier objects, position tray in the bottom slot.**

## Removal

Always de-energize/disconnect power before moving.

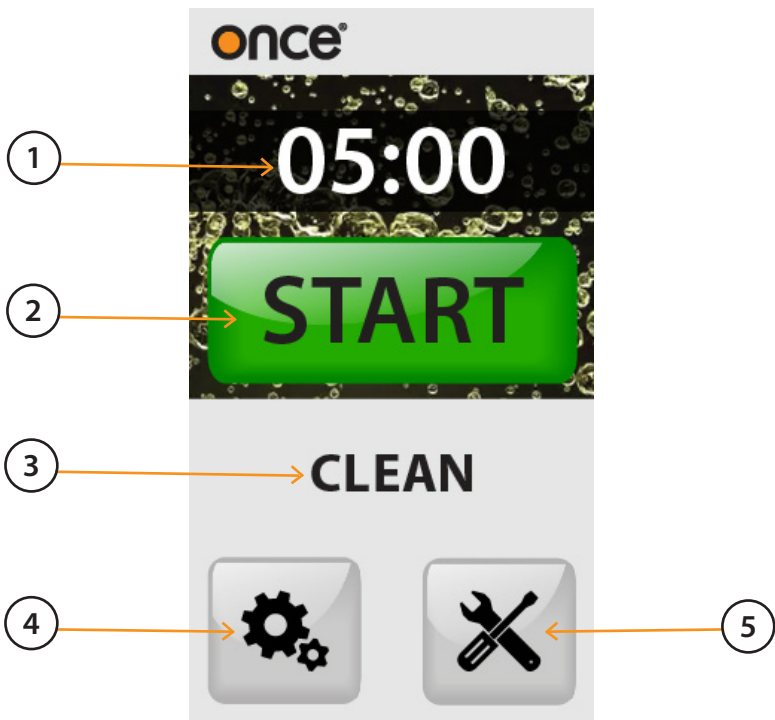


# TOUCHSCREEN DISPLAY

The touchscreen display is located on the **clean side** of the BioShift chamber.

## Home Screen Components

- (1) Cycle Time Display
- (2) Chamber Start / Stop
- (3) Chamber Status
- (4) Settings
- (5) Maintenance



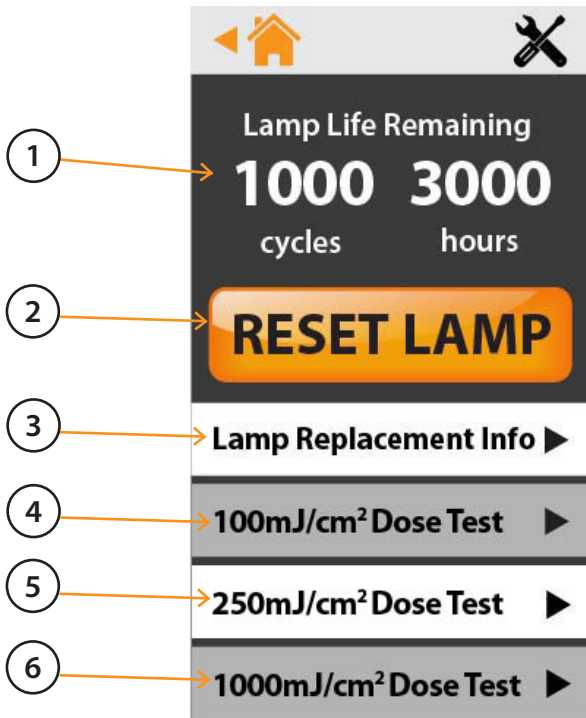


# TOUCHSCREEN DISPLAY

Located under the Maintenance button.

## Maintenance Screen Components

- (1) View Lamp Life Remaining
- (2) Reset Lamp Life
- (3) View Lamp Replacement Info
- (4) Run 100mJ/cm<sup>2</sup> Dose Test
- (5) Run 250mJ/cm<sup>2</sup> Dose Test
- (6) Run 1000mJ/cm<sup>2</sup> Dose Test



# TOUCHSCREEN DISPLAY

Located under the Home screen Settings button.

## Settings Screen Components

- (1) View Set Lamp Cycle
- (2) Set Lamp Cycle
- (3) Set Sleep Time
- (4) Expired Lamp Life
- (5) Contact ONCE®



# PROGRAMMING

## Cycle Time

The standard and recommended default disinfection cycle is 5 minutes. However, the cycle time can be customized to better meet facility protocols. *Note: The amount of killing or inactivation by UV-C radiation is proportional to the amount of exposure time.*

### TO SET CYCLE TIME:

- From the Home screen, choose the Settings button (see Settings Screen Components).
- Choose the Set Cycle button. *Note: The time is set by arrowing up or down, programmed in MM:SS.*
- Once desired lamp life cycle has been chosen, select the check mark to set.

### PROGRAMMING ITEMS TO NOTE:

- *Controller cannot be programmed if EMERGENCY STOP button(s) are pressed in. Pressing EMERGENCY STOP button(s) disconnects all power, even to the controller.*
- *If disconnected from power, the BioShift chamber does not have to be reprogrammed.*

## Sleep Timer

In order to ensure the longest life, the BioShift chamber will automatically enter sleep mode after 30 minutes of inactivity. This setting can be changed by following this path:

- From the Home screen, choose the Settings button (see Settings Screen Components).
- Choose the Sleep Time option and set to desired time.
- Select the check mark to set.

# MAINTENANCE

## Alert Notifications / Errors

An alert symbol will appear in the upper left corner of the Maintenance button when one of the following occurs:

- UV-C lamps have reached maximum cycle / hours.
- Replacement lamps have been installed and Lamp Life needs to be reset.



Simply follow the red exclamation point to the source of the issue.

*Note: Lamp life remaining will never go negative. Once it reaches zero, it will remain until Lamp Life is reset.*

A screenshot of a mobile application's maintenance screen. At the top, there is a grey header bar with a home icon on the left and a wrench and screwdriver icon on the right. Below the header, the screen has a dark grey background. It displays 'Lamp Life Remaining' in white text, followed by '0 cycles' and '2926 hours' in large white numbers. Below this, there is a prominent orange button with a red exclamation mark icon and the text 'RESET LAMP' in bold black letters. Underneath the button, there are four white rectangular buttons with black text and right-pointing arrowheads: 'Lamp Replacement Info', '100mJ/cm² Dose Test', '250mJ/cm² Dose Test', and '1000mJ/cm² Dose Test'.

◀ Home

Wrench and Screwdriver

Lamp Life Remaining

0 cycles      2926 hours

! **RESET LAMP**

Lamp Replacement Info ▶

100mJ/cm<sup>2</sup> Dose Test ▶

250mJ/cm<sup>2</sup> Dose Test ▶

1000mJ/cm<sup>2</sup> Dose Test ▶

# MAINTENANCE

*Note: Chamber must be de-energized and included safety glasses or other UV protective eyewear should be used at all times when performing maintenance. The chamber must be energized when performing UV-C Dose Verification.*

## **Check Lamp Life**

It is important to monitor Lamp Life and replace when necessary. Even though the lamps have a long default life, they will lose their power over the course of time and need to be changed. The remaining lamp life is always prominently displayed at the top of the Maintenance menu (see Maintenance Screen Components).

## **Order Replacement Lamps and Ballasts**

The information required for ordering new lamps include the lamp part number and ONCE<sup>®</sup> contact information. This information can be found from the Maintenance screen under Lamp Replacement Info.

20W UV-C Replacement Lamps

26-0053 / 929002100324

110-240V Replacement Ballast

26-0052 / 929002100325

## **Changing Lamps and Ballasts**

To replace lamps, de-energize the chamber, then simply twist the lamp and pull out from its housing. Slide the new lamp in and twist to lock it in place. Do not use excessive force. It is recommended that all lamps are replaced on 1000 cycle or 3000 hour intervals, whichever comes first, or after a failed UV-C Dose Verification. After lamps have been replaced, press the "Reset Lamp" button in the Maintenance menu to reset the lamp life counter.

Replace ballasts if replacement lamps fail to provide proper intensity, or if lamps fail to ignite. Ballasts must be installed according to country, state, and local NEC to the same standard as shipped from the manufacturer. After de-energizing the chamber, ballasts are accessed via the removable side panel located inside the chamber and must be securely fixed to the bottom of the chamber.

## **Reset Lamp Life**

- From the Home screen, choose the Maintenance button (see Maintenance Screen Components).
- Choose the RESET LAMP button.
- Lamp Life will be reset to default, unless custom values have been entered in the Lamp Life Settings menu.

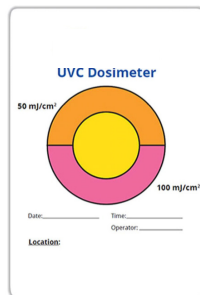
# MAINTENANCE

## Cleaning

- Do not use industrial degreasers or strong solvents such as brake cleaners.
- Do not override safety features during maintenance / cleaning.
- When cleaning all reflective aluminum surfaces, do not use abrasives, they will reduce the reflectivity.
- Outside: BioShift chamber can be cleaned with a damp towel. Strong solvents or detergents are not recommended. A typical household cleaning solvent is recommended.
- Inside: Clean inside chamber walls with ethanol (reagent grade) and a soft towel. Be careful not to spray or apply chemicals directly on the UV-C lamps. This may result in total lamp destruction.
- Inspect the aluminum panels, if they appear to be degrading and reducing reflectivity, consider replacing.

## UV-C Dose Verification

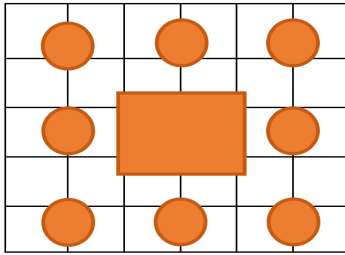
It is important to regularly verify the UV-C dose output of the BioShift chamber to ensure proper disinfection. Every 50 cycles or once per month, whichever comes first, the operator shall verify that the UV-C dose exceeds a minimum of 100 mJ/cm<sup>2</sup> in a short, programmed test cycle. Before proceeding with the Dose Verification, ensure the chamber has completed a full cycle within the last 5 minutes so that the lamps are warmed up. With an empty chamber, place a card (below) face-up at the center of the tray in the bottom position. On the touchscreen display, select the "100 mJ/cm<sup>2</sup> Dose Test" button to start a test cycle. Upon completion of the test cycle, the operator will evaluate the color development of the center circle. If the center color matches the 100 mJ/cm<sup>2</sup> region, the chamber has passed the test. If the color does not match 100 mJ/cm<sup>2</sup>, all the lamps in the chamber must be replaced. *Note: Do not use dose verification as a disinfection cycle.*



Replacement 100 mJ/cm<sup>2</sup> test cards (929002100327) are available from ONCE<sup>®</sup> at [www.once.lighting/uv-cdosimeter](http://www.once.lighting/uv-cdosimeter). Do not store cards in direct sunlight.

# OPERATING

1. Ensure power switch is turned on and all Emergency Stop buttons are released.
2. Place objects in chamber following guidelines below.
  - Do not stack items / supplies in the chamber.
  - Leave 6" between each product in the chamber with no more than 3 across.
  - Place the tallest products in the center.
  - It is not recommended to put food through chamber unless it is sealed.



3. Press Start Button. When a cycle is started the timer (located on the clean side controller) will count down. The chamber will turn OFF automatically after programmed time (recommended 5 minutes).
4. If the BioShift chamber is kept at a temperature under 41°F (5 °C), a warm-up cycle must be completed before beginning sanitation.

## ADDITIONAL OPERATING FUNCTIONS:

- BioShift chamber doors shall not be opened during radiation cycle.
- BioShift chamber doors cannot be open at the same time under normal operation.
- In case of emergency, EMERGENCY STOP button can be pressed from either side.
- If cycle has been interrupted, the cycle will restart at the beginning of the cycle when pressing the Start button again.

## MONITORING:

- Monitoring of inserted material and lamp functions can be done through the window on either door. Window is made with glass that blocks UV-C radiation.
- Countdown timer shows how much time in radiation cycle is left.

## CONTROLLER (CLEAN SIDE):

- A. If a door is open, pressing the Start button will not start the machine.
- B. If the rear (dirty side) door is open, the wording REAR DOOR OPEN will appear.
- C. Upon disinfection cycle completion, CLEAN will appear on the screen with the option to Start another cycle.

# WARRANTY

## WARNING

IMPROPER USE OR IMPROPER OPERATION OF THIS MACHINE CAN CAUSE SEVERE DAMAGE, PERSONAL INJURY, VISUAL IMPAIRMENT, AND/OR PERMANENT BLINDNESS. WHEN OPERATING THIS MACHINE, YOU MUST ALWAYS FOLLOW THE PROPER PROCEDURES.

The BioShift® Pass-Through UV-C Germicidal Chamber is warranted against defects in materials and workmanship for two years.

The following defects are specifically EXCLUDED:

1. Defects caused by improper operation.
2. Damage caused by accident or misuse.
3. Damage caused by disaster or other acts of God.
4. Corrosion due to use of improper solvents or detergents.
5. Repair or modification performed by anyone other than ONCE® or authorized person.
6. Use of spare parts supplied by anyone other than ONCE® or authorized person.

Components not covered under warranty:

1. Door Magnets
2. Bulbs/Ballasts
3. Door Gaskets
4. Reflective Aluminum Panels

*Note: There are no user-serviceable parts or components inside the unit. Unauthorized service or repair may void the warranty.*

For additional warranty terms see the Once® Limited Warranty.

For any inquiry regarding instrument operation, service, parts - contact your sales representative or email us at [info@onceteam.com](mailto:info@onceteam.com) with "BioShift UV-C Chamber" in the Subject line.



# GARANTIE

## AVERTISSEMENT

UTILISER OU MANOEUVRER CET APPAREIL DE FACON INCORRECTE PEUT CAUSER DES DOMMAGES GRAVES, DES BLESSURES CORPORELLES, UNE DÉPRÉCIATION VISUELLE ET / OU UNE CÉCITÉ PERMANENTE. LORS DE L'UTILISATION DE CETTE MACHINE, TOUJOURS SUIVRE LES PROCÉDURES APPROPRIÉES.

Le caisson UV-C passer à travers BioShift est garanti contre les défauts de matériaux et de fabrication pendant deux ans. Si des défauts surviennent dans le caisson pendant cette période de garantie, ONCE réparera ou remplacera les pièces défectueuses gratuitement.

Les défauts suivants sont spécifiquement EXCLUS:

1. Défauts causés par une utilisation inappropriée.
2. Dommages causés par un accident ou une mauvaise utilisation.
3. Dommages causés par une catastrophe ou d'autres événements de force majeure.
4. Corrosion due à l'utilisation de solvants ou de détergents inappropriés.
5. Réparation ou modification effectuée par une personne autre que ONCE" ou une personne non autorisée.
6. Utilisation de pièces de rechange fournies par toute personne autre que ONCE" ou non autorisée.

Composants non couverts par la garantie:

1. Aimants de porte
2. Ampoules / Ballasts
3. Joints de porte
4. Panneaux réfléchissants en aluminium

*Remarque: Aucune pièce ou composant à l'intérieur de l'unité ne peut être réparé par l'utilisateur. Toute réparation non autorisée peut annuler la garantie.*

Pour les conditions de garantie supplémentaires, consultez la garantie limitée une fois.

Pour toute question concernant le fonctionnement de l'appareil, le service, les pièces, contactez votre représentant ou envoyez-nous un e-mail à [info@once.group](mailto:info@once.group) avec "BioShift UV-C Chamber" dans la ligne Objet.

# ONCE® LIMITED WARRANTY

## 1. Limited Warranty

- The warranty as described herein shall only apply to BioShift® unit branded products (hereinafter referred to as “Product” or “Products”).
- Once Innovations, Inc. and affiliates of the Signify group of companies (ONCE) warrants during the term of this Limited Warranty each Product performs without failure and is free from defects in material and workmanship.
- If a Product fails to operate in accordance with this warranty, ONCE, at its discretion, will repair or replace the Product or the defective part thereof or reimburse warranty holder for the purchase subject to the terms and conditions set forth below.

## 2. Warranty Claims

- All warranty periods mentioned are subjected to a ONCE representative having access to the failed product or system for verification of non-compliance. Warranty claims have to be reported in writing and returned to the local ONCE office within 30 days after discovery, specifying at least the following information (additional info may be required on request):
  1. Model number of failed product;
  2. Installation date and invoice information;
  3. Detailed description of problem including: relevant electrical systems, installation location, and symptoms of failure; and
  4. Total hours of use and documented cleaning record.
- Upon request, ONCE representatives shall be granted access to the defective Product, system or application for verification of non-compliance.
- If requested by ONCE, the non-conforming or defective Products shall become ONCE’S property as soon as they have been replaced.
- ONCE reserves the right to make the final decision on the validity of any warranty claim.

## 3. Additional Terms and Conditions

- The warranty is only applicable to parties purchasing the Products directly from ONCE or a ONCE authorized dealer or a ONCE authorized distributor.
- This limited warranty is VOID unless the Product has been properly wired, installed and operated within the electrical values, operating range and environmental conditions provided in the installation manuals, specifications, IEC, NEC and/or any other applicable local standards.
- Third party products sold by ONCE are not covered under this warranty.
- This warranty does not apply to damage or failure to perform arising as a result of any Acts of God, including but not limited to hurricanes, lightning strikes, tornadoes, high winds, flooding or earthquakes, or from any abuse, misuse, abnormal use or use in violation of any applicable standard, code or instructions for use including without limitation those contained in the latest safety, industry and/or electrical standards for the relevant region(s).

- This warranty does not apply to damage occurring during transportation of the product to a Purchaser or final installation place.
- ONCE warranty AUTOMATICALLY VOIDS for unintended uses.
- This warranty shall be VOID in the event any repairs or alterations not authorized by ONCE, in writing, that are made to the Product by any person.
- ONCE does not authorize or permit any party, including its agents, distributors or dealers, to assume for ONCE any other obligations or liability.
- In no event shall ONCE be responsible for removal or reinstallation costs or expenses including, without limitation, labor costs or expenses, shipping and handling, or return shipping.

#### **4. Term**

- Subject to the provisions of this Limited Warranty, the warranty period shall be two (2) years from the date of delivery subject to documented cleaning of Products at least once every three (3) months during the two (2) year term.

#### **5. Limitations and Conditions**

- ONCE cannot be held liable for electrical supply conditions, including supply spikes, over-voltage/under-voltage and Ripple Current control systems that are beyond the specified limits of the products and those defined by relevant supply standards.
- With respect to products sold to the Purchaser by ONCE but not bearing the ONCE name or sub-brands, ONCE makes no warranty of any kind, express or implied, including, without limitation, any warranty of merchantability or fitness for a particular purpose, but can make available to the Purchaser upon request but only to the extent permitted by law and relevant contracts, the warranties of the manufacturer of the relevant product.
- To the extent permitted by applicable law, the foregoing shall constitute the exclusive remedy of the purchaser and the sole liability of ONCE for ONCE Products. No warranty of merchantability or fitness for a particular purpose is made or is to be implied. In no event shall ONCE be liable for any other costs or damages, including lost profits or revenues, incidental, special or consequential.
- ONCE has not tested the effectiveness of the BioShift Chamber UV germicidal irradiation on the surfaces of objects contaminated with SARS-CoV-2 virus. As such, ONCE cannot and does not warrant that the use the BioShift Chamber will directly or indirectly prevent or cause to prevent infection and/or contamination with SARS-CoV-2 virus, COVID-19 disease and/or any other viruses, bacteria, protozoa, fungi, illness and/or disease for the users of objects that are submitted to UV germicidal irradiation in the BioShift Chambers and/or for other individuals that may come in contact with the users of said objects subjected to UV germicidal irradiation in the BioShift Chambers.

- This BioShift Chamber has not been approved and/or certified as a medical device anywhere in the world. As such, the BioShift Chamber cannot be used to disinfect (the surfaces of) medical devices such as, without limitation, surgical respirators, surgical masks and/or other medical device-grade PPE. ONCE shall bear no liability towards any party if any BioShift Chambers are used to disinfect (the surfaces of) medical devices and/or in any other way than the intended use as described herein.
- In addition to those limitations and exclusions of liability of ONCE as set forth in any agreements that ONCE enters, has entered or may have entered into with any party in relation to the supply, provision, donation and/or otherwise making available of BioShift Chambers, ONCE explicitly excludes any and all liability towards any party – including, without limitation, its customers, the users of the BioShift Chambers, the users of the objects submitted to UV germicidal irradiation in any BioShift Chambers and/or any individuals that may come in contact with the users of the herein aforementioned objects – for any and all damages that may arise from and/or in relation with any of the foregoing disclaimed facts, events and/or circumstances, any use of the BioShift Chambers outside of the intended use as described herein and/or any use of the BioShift Chamber that is not compliant with the instructions for use.

Subject to change without notice

June 11, 2020

# GARANTIE LIMITÉE DE ONCE

## 1. Garantie limitée

- La garantie décrite dans les présentes s'applique uniquement aux produits de marque BioShift (ci-après dénommés "produit" ou "produits").
- Une fois Innovations, Inc. et les sociétés affiliées du groupe d'entreprises Signify (ONCE) garanties pendant la durée de cette garantie limitée, chaque produit fonctionne sans défaillance et est exempt de défauts de matériaux et de fabrication.
- Si un produit ne fonctionne pas conformément à cette garantie, ONCE, à sa discrétion, réparera ou remplacera le produit ou la partie défectueuse de celui-ci ou remboursera le détenteur de la garantie pour l'achat, conformément aux conditions générales énoncées ci-dessous.

## 2. Réclamations de garantie

- Toutes les périodes de garantie mentionnées sont soumises à un représentant de ONCE ayant accès au produit ou au système défaillant pour en vérifier la non-conformité. Les demandes de garantie doivent être signalées par écrit et renvoyées au bureau local de ONCE dans les 30 jours suivant la découverte du dysfonctionnement, en spécifiant au moins les informations suivantes (des informations supplémentaires peuvent être requises sur demande):
  1. Numéro de modèle du produit défaillant;
  2. Date d'installation et informations sur la facture;
  3. Description détaillée du problème, notamment: systèmes électriques pertinents, emplacement de l'installation et symptômes de défaillance; et
  4. Nombre total d'heures d'utilisation et relevé de nettoyage documenté.
- Sur demande, les représentants de ONCE auront accès au produit, système ou application défectueux afin d'en vérifier la non-conformité.
- À la demande de ONCE, les produits non conformes ou défectueux deviendront la propriété de ONCE dès qu'ils auront été remplacés.
- ONCE se réserve le droit de prendre la décision finale sur la validité de toute demande de garantie.

## 3. Termes et conditions supplémentaires

- La garantie s'applique uniquement aux achats de produits directement auprès de ONCE, d'un revendeur agréé ONCE ou d'un distributeur agréé ONCE.
- Cette garantie limitée est NULLE sauf si le produit a été correctement câblé, installé et utilisé dans les valeurs électriques, la plage de fonctionnement et les conditions environnementales indiquées dans les manuels d'installation, les spécifications, l'IEC, NEC et / ou toute autre norme locale en vigueur.
- Les produits de tiers vendus par ONCE ne sont pas couverts par cette garantie.

- Cette garantie ne s'applique pas aux dommages ou aux défaillances résultant de tout événement de force majeure, y compris, sans toutefois s'y limiter, les ouragans, la foudre, abus, utilisation abusive, utilisation anormale ou contraire. utilisation en violation de toute norme, code ou mode d'emploi applicable, y compris, sans s'y limiter, ceux contenus dans les normes de sécurité, industrielles et / ou électriques les plus récentes pour la (les) région (s) concernée (s).
- Cette garantie ne s'applique pas aux dommages survenant lors du transport du produit vers un acheteur ou un lieu d'installation final.
- La garantie ONCE S'ANNULE AUTOMATIQUEMENT en cas d'utilisations non prévues.
- Si des réparations ou modifications non autorisées par écrit par ONCE sont apportées au produit, cette garantie sera NULLE.
- ONCE n'autorise ni ne permet à aucun tiers, y compris ses agents, distributeurs ou revendeurs, d'assumer toute autre obligation ou responsabilité en son nom.
- ONCE ne sera en aucun cas tenu responsable des coûts ou des dépenses de retrait ou de réinstallation, y compris, sans s'y limiter, des coûts ou des frais de main-d'œuvre, des frais d'expédition et de manutention, ou des frais de retour.

#### **4. Durée de la garantie**

- Sous réserve des dispositions de la présente garantie limitée, la période de garantie est de deux (2) ans à compter de la date de livraison, sous réserve d'un nettoyage documenté des produits au moins une fois tous les trois (3) mois au cours de la période de deux (2) ans.

#### **5. Restrictions et conditions**

- ONCE ne peut être tenu responsable des conditions d'alimentation électrique, y compris des pointes d'alimentation, des systèmes de contrôle de surtension / sous-tension et de courant ondulant qui dépassent les limites spécifiées pour les produits et celles définies par les normes d'alimentation correspondantes.
- En ce qui concerne les produits vendus à l'acheteur par ONCE mais ne portant pas le nom ONCE ni ses sous-marques, ONCE n'offre aucune garantie d'aucune sorte, expresse ou implicite, y compris, sans s'y limiter, toute garantie de qualité marchande ou de pertinence à des fins particulières. Mais ONCE peut mettre à la disposition de l'acheteur les garanties du fabricant du produit concerné, sur demande, mais uniquement dans les limites prévues par la loi et les contrats en vigueur.
- Dans les limites autorisées par la loi en vigueur, ce qui précède constitue le recours exclusif de l'acheteur et la seule responsabilité de ONCE pour les produits ONCE. Il n'existe et n'est sous-entendue aucune garantie de qualité marchande ou de pertinence à des fins particulières. ONCE ne peut en aucun cas être tenu responsable des autres coûts ou dommages, y compris des pertes de bénéfices ou de revenus, accessoires, spéciaux ou consécutifs.

- ONCE n'a pas testé l'efficacité de l'irradiation germicide UV de la chambre BioShift sur les surfaces d'objets contaminés par le virus SARS-CoV-2. En tant que tel, ONCE ne peut pas et ne garantit pas que l'utilisation de la chambre BioShift préviendra ou provoquera directement ou indirectement la prévention ou l'infection par le virus SARS-CoV-2, la maladie COVID-19 et / ou tout autre virus, bactérie, protozoaires, champignons, maladies et / ou maladies pour les utilisateurs d'objets soumis à une irradiation germicide UV dans les chambres BioShift et / ou pour d'autres personnes pouvant entrer en contact avec les utilisateurs desdits objets soumis à une irradiation germicide UV dans le BioShift Chambres.
- Cette chambre BioShift n'a été approuvée et / ou certifiée comme dispositif médical nulle part dans le monde. En tant que telle, la chambre BioShift ne peut pas être utilisée pour désinfecter (les surfaces de) dispositifs médicaux tels que, sans s'y limiter, les respirateurs chirurgicaux, les masques chirurgicaux et / ou tout autre EPI de qualité pour dispositifs médicaux. ONCE décline toute responsabilité envers toute partie si des chambres BioShift sont utilisées pour désinfecter (les surfaces de) dispositifs médicaux et / ou de toute autre manière que l'utilisation prévue décrite dans les présentes.
- En plus des limitations et exclusions de responsabilité d'ONCE énoncées dans tout accord que ONCE conclut, a conclu ou peut avoir conclu avec toute partie en ce qui concerne la fourniture, la fourniture, le don et / ou la mise à disposition de BioShift Chambers, ONCE exclut explicitement toute responsabilité envers toute partie - y compris, sans limitation, ses clients, les utilisateurs des chambres BioShift, les utilisateurs des objets soumis à l'irradiation germicide UV dans toutes les chambres BioShift et / ou toute personne pouvant entrer en contact avec les utilisateurs des objets susmentionnés - pour tout dommage pouvant résulter de et / ou en relation avec l'un des faits, événements et / ou circonstances précités, toute utilisation des chambres BioShift en dehors de l'utilisation prévue telle que décrite présentes et / ou toute utilisation de la chambre BioShift non conforme aux instructions d'utilisation.

Sujet à changement sans préavis 11 juin 2020

# THANK YOU

Thank you for purchasing the  
**BioShift® Pass-Through UV-C  
Germicidal Chamber**

For more information and references  
visit us online at [www.once.lighting/uv-c](http://www.once.lighting/uv-c)

Manual valid for all 24-0200 models  
Model number can be found on product nameplate

**For service or parts call your  
sales representative, visit our website:**

**[www.once.lighting/uv-c](http://www.once.lighting/uv-c)**

**Or contact us at:**

**Once Inc.**

**United States**

15255 23rd Ave N  
Plymouth, MN 55447  
+1 (763) 381-5621  
[info@onceteam.com](mailto:info@onceteam.com)

**Germany**

Am Südfeld 7  
49377 Vechta  
+49 (0) 4441 8898-10  
[info.germany@onceteam.com](mailto:info.germany@onceteam.com)

**Poland**

Wloclawska 167  
87-100 Tourn  
+48 (56) 699-5330  
[info.poland@onceteam.com](mailto:info.poland@onceteam.com)

Conforms to cETLus + LVD + CE (ETL CDR, IEC/EN/ANSI/UL/CUL 61010-1  
& IEC/EN/ANSI/UL/CUL 61010-2 040 & IEC/EN 61326-1: 2013)