

DESCRIPTION

6-inch square recessed horizontal open downlight designed for use with 18W or 26W compact fluorescent lamps. Two-stage reflector system produces smooth distribution with excellent light control and low aperture brightness. Lensed downlight is interchangeable within the same housing.

Catalog #		Type
Project		
Comments		Date
Prepared by		

SPECIFICATION FEATURES

Reflector

Miro® curved upper reflector provides smooth beam with even distribution. Lower reflector available in all Portfolio finishes.

Trim Retention

Reflector is retained with two torsion springs holding the flange tightly to the finished ceiling surface.

Plaster Frame / Collar

Galvanized steel plaster frame with adjustable collar adjusts for up to 2" thick ceilings and rotates +/- 7.5°.

Universal Mounting Bracket

Accepts 1/2" EMT, C channel and bar hangers and adjusts 5" vertically from above and below the ceiling.

Junction Box

(4) 1/2" and (2) 3/4" trade size pry outs positioned to allow straight conduit runs. Listed for (8) #12 AWG (four in, four out) 90°C conductors and feed thru branch wiring.

Rotary Lock Socket

18W lamps: 4-pin G24q2;
26W lamps: 4-pin G24q3.
Bases have fatigue-free stainless steel lamp spring to ensure positive lamp retention.

Electronic Ballast

Electronic ballast provides full light output and rated lamp life. Provides flicker-free and noise-free operation and starting. End of lamp life protection is standard.

Labels

Thermally protected and cULus listed, standard damp label. ARRA compliant.

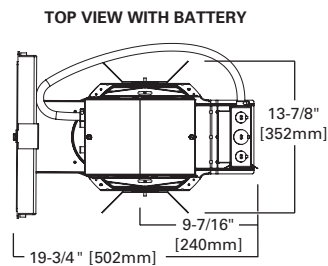
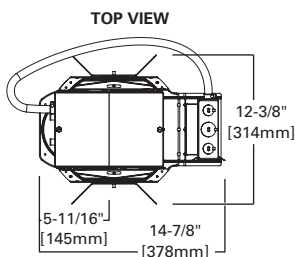
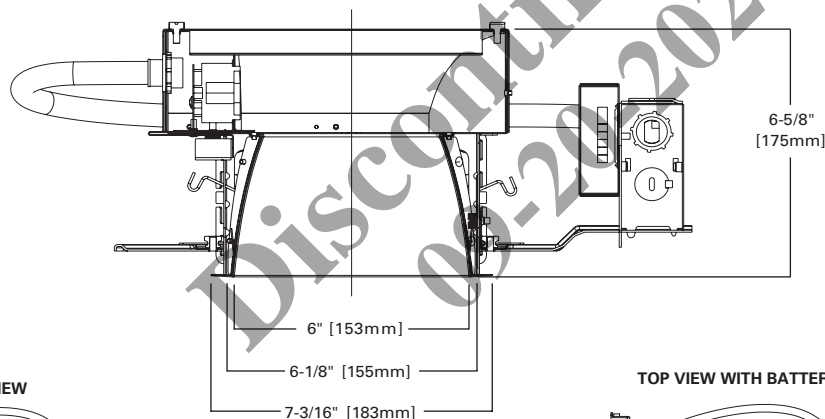


CSO6218
CSO6226

6CSQ

(2) 18W or 26W DTT
Compact Fluorescent

6-Inch
Square Downlight



ENERGY DATA	
(2) 26W DTT	
Ballast: Electronic	
120V Input Watts: 54	Line Amps: 0.45
277V Input Watts: 54	Line Amps: 0.20
Power Factor: >0.99	THD: <10%
Min. Starting Temperature: -18°C (0°F)	
Sound Rating: Class A Standards	

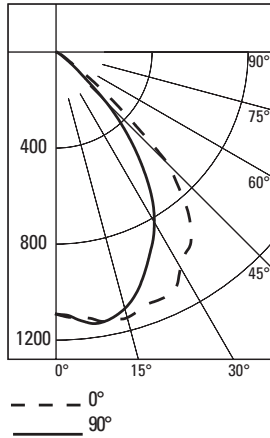
NOTES: Accessories should be ordered separately. For additional options, please consult your Cooper Lighting Solutions Representative. Alzak is a registered trademark of Aluminum Company of America.

EXAMPLE: CSQ6218ECP 6CSQ1LI=6" Square CFL Horizontal Downlight, (2) 18Watt Double Twin Tubes 120/277 Volt, Chicago Plenum, Self Flanged with Specular Clear Finish

Housing	Wattage	Ballast	Options	Reflector	Finish	Options	Accessories
CSQ6=6" CFL Horizontal 218=(2) 18W DTT 226=(2) 26W DTT		E=120/277V 50/60 Hz Electronic 3E=347V 50/60 Hz Electronic D5LT=120-277V Fifth Light (DALI Dimming) 3D5LT=347V Fifth Light (DALI Dimming) (26W only) D=120-277V Dimming Lutron EcoSystem/ 3-Wire Control (Factory Wired for 3-Wire) DMARKVII=18W or 26W 120-277V Advance MARK 7 1DMARKX=18W or 26W 120V Advance MARK 10 2DMARKX=18W or 26W 277V Advance MARK 10	CP=Chicago Plenum EM=Emergency Module with Remote Test Switch	6CSQ1=Downlight Reflector, Self Flanged 6CSQ0=Downlight Reflector, Polymer Trim Ring	LI=Specular Clear H=semi-Specular Clear WMH=Warm Haze G=Specular Gold WH=Wheat WHH=Wheat Haze GP=Graphite GPH=Graphite Haze B=Specular Black W=Gloss White	WF=White painted flange (self flanged only)	HB26=C Channel Bar Hanger, 26" Long, Pair HB50=C Channel Bar Hanger, 50" Long, Pair RMB22=Wood Joist Bar Hanger, 22" Long, Pair

PHOTOMETRICS

Candlepower Distribution Curve



Test No. P3109 7
CSQ6226E-6CSQ1LI
Lamp = 26W PL T
Lumens = 3420
Spacing Criteria: 0°=1.4, 90°=1.16
Efficiency = 53.6%

Zonal Lumen Summary

Zone	Lumens	%Fixture
0-30	908	47.1
0-40	1446	75.0
0-60	1903	98.7
0-90	1928	100.0
90-180	0	0.0
0-180	1928	100.0

Luminance

Degrees	CD/SQ M	
	0°	90°
45	40660	19052
55	6678	4427
65	2444	1629
75	831	665
85	494	494

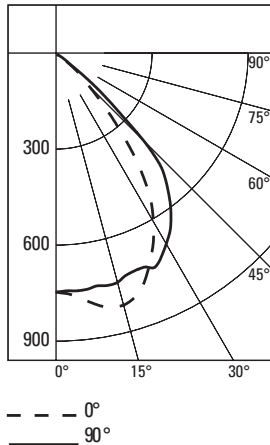
Candela Distribution

Degrees Vertical	0°		90°	
	0	1090	1090	
5	1107	1119		
15	1147	1109		
25	1118	931		
35	981	681		
45	668	313		
55	89	59		
65	24	16		
75	5	4		
85	1	1		
90	0	0		

Cone of Light

D	FC	L	W
5'0"	45	6.5	6
7'0"	23	9.5	8
8'0"	17	10.5	9
9'0"	14	12	10.5
10'0"	11	13.5	11.5

Candlepower Distribution Curve



Test No. P31106
CSQ6218E-6CSQ1LI
Lamp = 18W PL T
Lumens = 2400
Spacing Criteria: 0°=1.2, 90°=1.3
Efficiency = 55.5%

Zonal Lumen Summary

Zone	Lumens	%Fixture
0-30	639	48.0
0-40	1012	76.0
0-60	1315	98.8
0-90	1331	100.0
90-180	0	0.0
0-180	1331	100.0

Luminance

Degrees	CD/SQ M	
	0°	90°
45	10348	24895
55	3302	4202
65	1222	1528
75	499	499
85	0	0

Candela Distribution

Degrees Vertical	0°		90°	
	0	745	745	
5	763	744		
15	814	741		
25	705	736		
35	489	629		
45	170	409		
55	44	56		
65	12	15		
75	3	3		
85	0	0		
90	0	0		

Cone of Light

D	FC	L	W
5'0"	31	6	6.5
7'0"	16	8	9.5
8'0"	12	9	10.5
9'0"	10	10.5	12
10'0"	8	11.5	13.5