Project		Catalog #		Type	
Prepared by		Notes		Date	



Corelite

Minigator-MB

Wavestream™ LED
Suspended
Direct / Indirect

Typical Applications

Office • Education • Healthcare • Hospitality • Retail

Discontinued
10-04-2022

Interactive Menu

- Order Information page 2
- Product Specifications page 3
- Photometric Data page 4
- Energy and Performance Data page 4
- Control Systems page 5
- Product Warranty

Product Certification

Product Features

Connected Systems · damp location · powered by fifthlight

Top Product Features

- Powered by a WaveStream™ LED light engine inside
- Superior optical control with multiple up/down distributions
- Up to 116 lumens per watt
- Over 50% energy savings when compared to fluorescent equivalent
- Individual or continuous mounting with 4', 8' and 12' lengths

Dimensions and Fixture Lengths

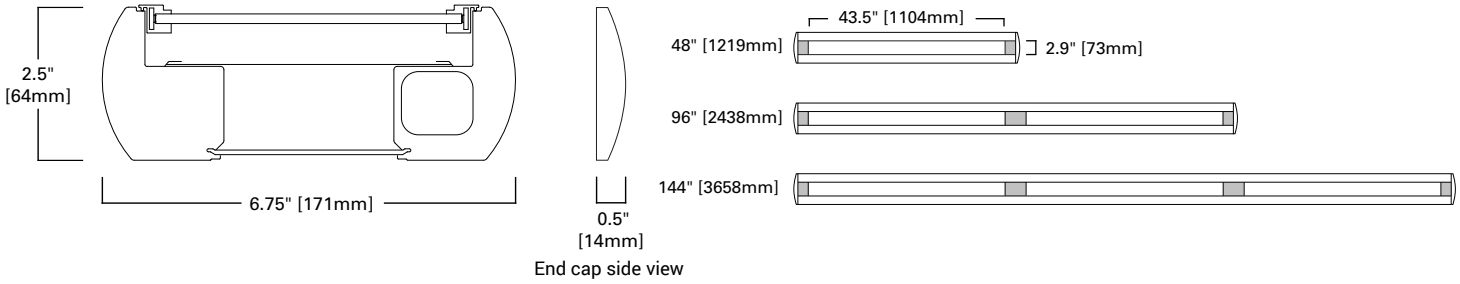

Order Information

SAMPLE ORDER NUMBER: MB-WS-3L35-1D-UNV-AC48-T1-56-STD-DM5-W

Series	Optics	Light Level (per 4' section, 3500K)	Color Temperature	Number of Circuits	Wiring	Input Voltage	Suspension/ Power Feed
MB=Minigator Suspended	**WS**=WaveStream with frosted lens	**1**=Light Level 1 (3,019 Lms, 26.1W) **2**=Light Level 2 (3,767 Lms, 35.5W) **3**=Light Level 3 (5,005 Lms, 46.3W) **4**=Light Level 4 (6,190 Lms, 63.7W) **5**=Light Level 5 (7,351 Lms, 79.2W)	**L30**=LED 3000K **L35**=LED 3500K **L40**=LED 4000K	**1**=1 Circuit	**C**=Switched Circuit (1) **D**=Dimming (1) **B**=Battery Pack (3) **E**=Emergency Circuit **T**=Nightlight **Y**=Daylight	**UNV**=Universal (120V-277V) **347**=347V (4)	**AC**=Aircraft cable with straight power cord
					Notes (1) Dimming wires come standard in all LED fixtures but can be capped in the field for standard switched operation. (3) For approximate delivered lumens, take lumens per watt of desired fixture and multiply by 12 watts (100 lp/W x 12 = 1200 lumens delivered).	**Notes** (4) Integral 347V electronic driver with STD 0-10V option only. Two drivers required for Light Level 5. Factory supplied remote transformer for all other driver/ dimming options.	

Suspension Length	Ceiling Type	Run Length	Driver/Dimming Options	Integral Sensor (Optional)	Distribution Modifier Kit (DM Kit)	Finish
Adjustable Cable 48", 120", 240", 300", or 360"	**T1**=15/16" T-Bar **T9**=9/16" T-Bar **TS**=Slotted T-Bar **JB**=Junction Box / Structure **UM**=Universal Ceiling Kit (T1, T9, JB) **__S=**Swivel at Cancopy (__=T1, T9, TS or JB)	**4**=4 ft **8**=8 ft **12**=12 ft **XX**=Specify Row Length (5)	**STD**=Standard 0-10V (10%-100%) **HCD**=0-10V (1%-100%) (7) **5LT**=Fifth Light DALI (10%-100%) (6) (8) **STP**=Step Dimming (Bi-Level, 40%) (9) **SR**=Sensor Ready (5%-100%)	**WAA**=Wavelinx Wireless Integral Sensor (12) (13) (14) **SVPD1**=Integrated Occupancy/Daylight Sensor for Local Control (10) **LWIPD1**=Enlighted Wireless Integral Sensor (11)	**(blank)**=Std. 65% up / 35% down **DM5**=50% up / 50% down **DM8**=80% up / 20% down *Nominal distributions. Refer to photometric tests for exact distributions*	**W**=White **S**=Silver **CC**=Custom Color
		Notes (5) Standard row configurations over 12' consist of 8' and 12' luminaires.	**Notes** (6) Must be used in conjunction with a DALI control system. For a complete listing of Fifth Light Technology products and other solutions from Cooper Lighting Solutions, visit https://acc.cooperlighting.com/global/brands/fifth-light.html (7) Two HCD drivers required per 4' section for Light Levels 4 and 5. (8) Two Fifth Light (5LT) drivers required per 4' section for Light Level 5. (9) Step-dim not available in Light Level 1. Two step-dim drivers required per 4' section for Light Level 5.	**Notes** (10) SV sensor works only with 0-10V drivers and is factory prewired to the driver for stand-alone control. Individual fixtures only. Order #ISHH-01 for Programming Remote and #ISHH-02 for Personal Control Remote. (11) LWI sensor requires use of SR driver. Must be used in conjunction with a Enlighted control system. For complete Enlighted wireless solutions, visit www.cooperlighting.com (12) WAA sensor works only with STD and HCD 0-10V drivers. Designed for use with the WaveLinx Wireless Connected Lighting system. Forcomplete WaveLinx wireless solutions, visit www.cooperlighting.com/global/brands/wavelinx.html. (13) Emergency circuit option not available with WAA or LWI integral sensor options. (14) SWPD1 has been renamed to WAA, but remains the same sensor.		

Discontinued 10-04-2022

Product Specifications

Construction
- Extruded aluminum housing forming a 6-3/4" x 2-1/2" architectural profile
- Modular 4'-0", 8'-0" and 12'-0" sections combine for continuous runs

End Caps
- Standard end caps are precision die-cast aluminum
- Mechanically attached without exposed fasteners
- End cap adds 1/2" at each end

Finish
- Electrostatically applied polyester powder coat paint

Mounting
- Standard aircraft cable mounts on 4'-0", 8'-0" and 12'-0" centers
- Refer to installation instructions for various ceiling interface details

Shielding / Optics
- Bottom lens is a high light transmission 0.08" thick frosted acrylic material
- Precision formed optical assembly with optical grade acrylic lenses provide an ideal direct/indirect optical distribution using WaveStream technology
- Low voltage WaveStream LED light engine is field-replaceable

LED and Light Engine
- LED's are available in 3000K, 3500K, 4000K
- CRI options of either ≥80CRI or ≥90CRI
- Lumen output will be affected - please refer to the lumen adjustment factor tables
- TM21 life at 60,000 hours up to L87 and calculated L70 exceeds 256,000 hrs
- Drivers available in 120-277V and 347V

Integrated Controls
- 0-10V dimming to 1% standard
- WaveLinx sensor compatible for IoT capability
- Enlighted sensor compatible for IoT capability

Emergency Options
- Emergency circuit option operates entire downlight portion of a specified unit (4 ft, 8 ft, or 12 ft)
- Optional 120V-277V integral emergency battery pack is 12W maximum, 90 minute output, and illuminates a 4 ft. down-light section during loss of normal power; 1200 lumens delivered. Test switch/ indicator button located on the top side of the luminaire
- UL 924 emergency/generator transfer options available
- The combination of integrated sensor and emergency circuit options require an EPC UL924 bypass relay that disables sensor control of emergency fixtures when normal power is lost

Electrical
- Projected life is 100,000 hours at 81% lumen output
- LEDs are available in 3000K, 3500K or 4000K
- Typical CRI ≥ 85. Standard drivers are 0-10 volt continuous dimming that work with any 0-10V control/dimmer.
- Digital Addressable Lighting Interface (DALI) drivers; for use with Fifth Light controls. See ordering information for details

Compliance
- cULus listed for damp locations , 25°C ambient environments
- RoHS compliant
- Tested to IESNA LM-79 and LM-80
- Stated life per TM21 standards
- Can be used for State of California Title 24 high efficacy luminaire
- DesignLights Consortium® Qualified and classified for DLC Standard, refer to www.designlights.org for details

Warranty
- Five year warranty standard
  www.cooperlighting.com/legal

Discontinued
10-04-2022

Photometric Data

View IES files

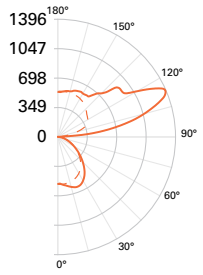

FILE NAME:
MB-WS-3L35-1D-UNV-4-STD.IES
CCT: (LD1) LED 3500K
LUMENS: 5005 Lm
WATTS: 46.3 W
EFFICACY: 108 Lm/W
TEST NO.: P183488
65% UP / 35% DOWN



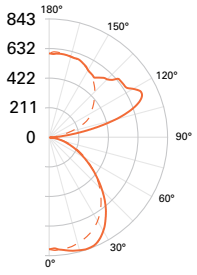

FILE NAME:
MB-WS-3L35-1D-UNV-4-STD-DM5.IES
CCT: (LD1) LED 3500K
LUMENS: 4681 Lm
WATTS: 46.3 W
EFFICACY: 101 Lm/W
TEST NO.: P183548
51% UP / 49% DOWN



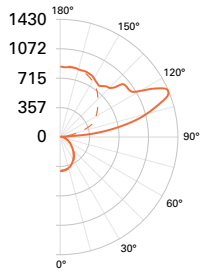

FILE NAME:
MB-WS-3L35-1D-UNV-4-STD-DM8.IES
CCT: (LD1) LED 3500K
LUMENS: 4876 Lm
WATTS: 46.3 W
EFFICACY: 105 Lm/W
TEST NO.: P183428
80% UP / 20% DOWN



Note: Refer to IES files for more product data.

Discontinued
10-04-2022

Energy and Performance Data

4' – MB WaveStream Light Level Outputs and Distributions (3500K)						
Series	Light Level	Delivered Lumens	Wattage	Efficacy (LPW)	Distribution	
					% Up	% Down
MB-WS	1	3019	26.1	116	65%	35%
	2	3767	35.5	106		
	3	5005	46.3	108		
	4	6190	63.7	97		
	5	7351	79.2	93		
MB-WS w/ DM5	1	2824	26.1	108	51%	49%
	2	3524	35.5	99		
	3	4681	46.3	101		
	4	5790	63.7	91		
	5	6876	79.2	87		
MB-WS w/ DM8	1	2941	26.1	113	80%	20%
	2	3670	35.5	103		
	3	4876	46.3	105		
	4	6031	63.7	95		
	5	7161	79.2	90		

Lumen Maintenance

Ambient Temperature	TM-21 Lumen Maintenance (100,000 hours)	Theoretical L70 (Hours)
25°C	>81%	181,000

Control Systems

- WaveLinx Wireless
- WaveLinx Wired
- Enlighted
- iLumin Plus

Connected Systems CLICK HERE

SVPD1 Integrated Sensor

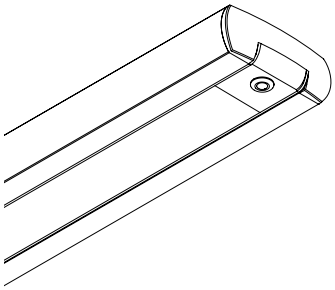

The Minigator with Integrated Sensor technology provides automatic energy savings without sacrificing performance. Traditionally, these types of energy savings required coordination between the luminaire and a lighting control system. The Minigator delivers superior lighting with integrated PIR occupancy sensing and daylighting controls.

Capture the benefits of traditional lighting controls, without complicated coverage planning or special wiring. Ideal for new construction or retrofit, the Minigator delivers automatic ON to an energy saving light level, while ensuring lighting is turned OFF when the space is unoccupied.

The integral daylight sensors reduce the need for special daylight zone planning. The luminaire will automatically adjust the light level based on reflected light beneath the sensor in a closed loop method.

Occupied daylight light levels and unoccupied light levels can be adjusted using the integrated sensor programming remote (Catalog Number: ISHH-01). The integrated sensor personal remote (Catalog Number: ISHH-02) provides code compliant manual raise, lower, ON, OFF control.

The Minigator with Integrated Sensors is easy to install with no special wiring and ensures energy savings out-ofthe-box with default control settings.

Discontinued 10-04-2022

How it works:

- When a user enters under an integral sensor, the luminaire controlled by that sensor turns ON to the daylight level (default 500 lux).
- Lighting will remain at the daylight level until the space is unoccupied. This will start the occupancy timeout period (default 20 minutes).
- If the space remains unoccupied for half of the timeout period, the lighting will automatically reduce to the Energy Saver light level (default matches occupied daylight level). This adjustable light level is often set to half of the occupied daylight level.
- At the end of the timeout period the lighting will go to the unoccupied light level. This adjustable light level uses the OFF default setting.

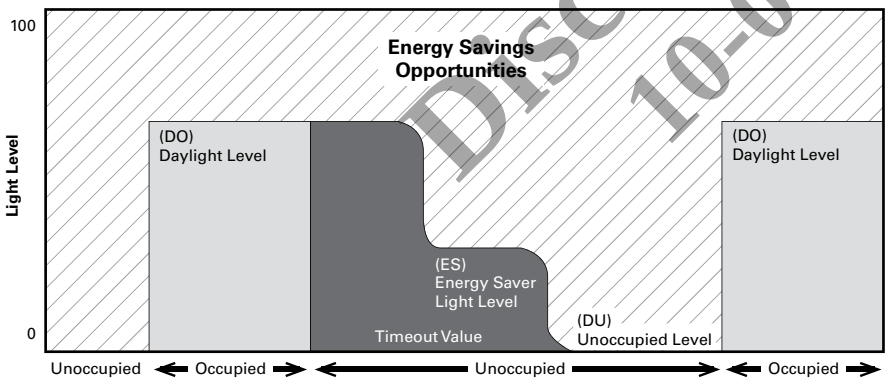

Target light level default: 500 lux at 8 ft.



ISHH-01 Programming Remote

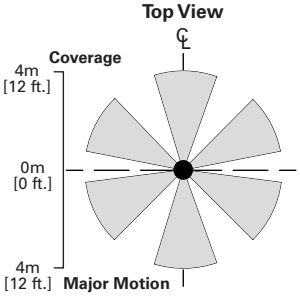

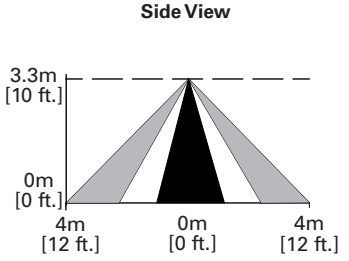

Recommended Mounting Height 8–12 ft.



ISHH-02 Personal Control Remote

Cooper Lighting Solutions
1121 Highway 74 South
Peachtree City, GA 30269
P: 770-486-4800
www.cooperlighting.com

© 2021 Cooper Lighting Solutions
All Rights Reserved.

Specifications and dimensions subject to change without notice.