

Project		Catalog #		Type	
Prepared by		Notes		Date	



WaveLinx Wired

ILX-EG2-S-NA

Ethernet Gateway

Typical Applications

Office • Education • Healthcare • Hospitality • Retail • Industrial • Manufacturing • Outdoor

Interactive Menu

- Ordering Information [page 2](#)
- Additional Resources [page 3](#)
- Connected Systems [page 4](#)
- Product Warranty

Product Certification



- Meets latest ASHRAE Standard 90.1 requirements
- Meets latest IECC requirements
- Meets latest CEC Title 24 requirements
- Manufactured in an ISO 9001 certified factory

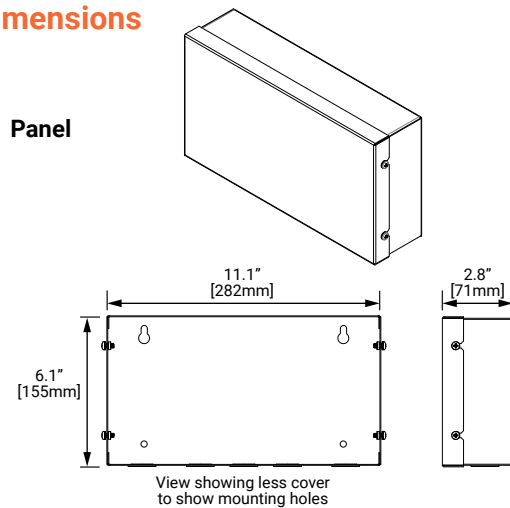
Product Features




Top Product Features

- iCANnet over IP network bridging – iLANnet
- Scheduled events (Timeclock) with Astronomical timings (Sunrise/Sunset)
- Configurable IP address
- Sequences
- Secure connection for commissioning / Device Editor Access to the iCAN Network
- Power from PSU or iCANnet Network

Dimensions



Ethernet Gateway



Order Information

Catalog Number

Catalog Number	Description
EG2-S-NA	WaveLinx Wired ethernet gateway
ILX-EG2-S-NA	WaveLinx Wired XS Panel with ethernet gateway
Notes EG2-S-NA Ethernet Gateway can also be ordered as a component inside WaveLinx Wired ILP Panels	

Product Specifications

Key Features

- Connects iLight's iCANnet™ network Ethernet/LAN
- Configurable IP address
- Facilitates Ethernet connection into iCANnet™
- Scheduled events with time clock supporting multiple time zones, regional daylight savings and NTP if required.
- iCAN network bridging over IP
- Connection for commissioning and monitoring of an iCAN network
- Designed and manufactured to ISO9001 standard

Mechanical

Size: 6.1" W x 11.1" H x 2.8" D (155mm x 282mm x 71mm)

Environment:

- **Operating temperature:** 32°F to 104°F (0°C to 40°C)
- **Relative humidity:** 0-90%, non-condensing
- For indoor use only

Housing: Powder coated steel

IP rating: IP20

Electrical

Control: Via iLight network connection

Supply: +10 - 24V DC @ 750 mA Max via external power supply or from iCANnet™

Terminal Size: iCANnet™ network cable size: 5 x 18AWG to 12AWG stranded or solid wire

Power Cable: 2 x 18AWG to 12AWG stranded or solid wire

Protection: Fully transformer isolated ethernet

Software Specifications

Programming: For programming EG2-S, Device Editor software is required

Standards/Ratings

- cULus Listed - Energy Management Equipment (UL916)
- Manufactured in an ISO 9001 certified factory
- Meets ASHRAE Standard 90.1 requirements
- Meets IECC 2015 requirements
- Meets CEC Title 24 requirements
- Designed and manufactured to ISO9001 standards

Warranty

Five year warranty standard

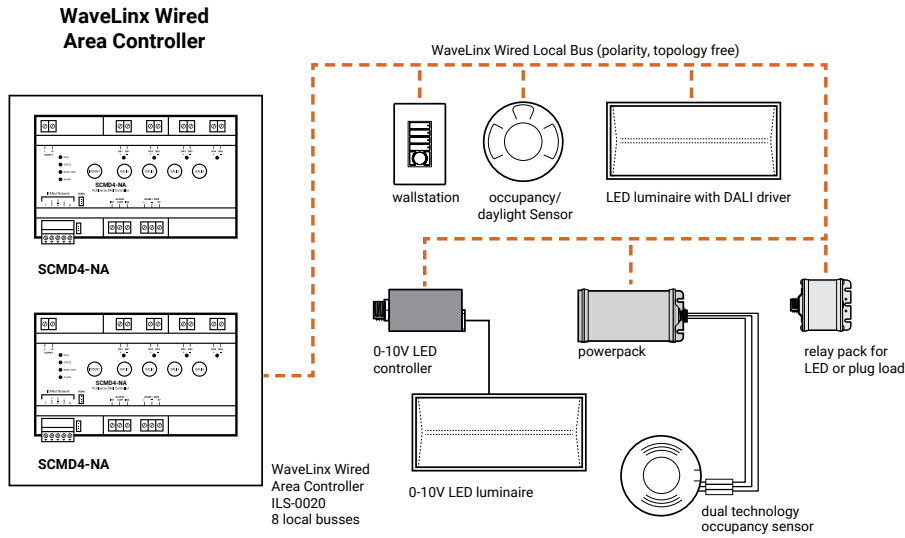
Overview

The EG2-S-NA provides Ethernet connectivity to the iCAN network for integration into our software services as well as providing API integration for third-party systems.

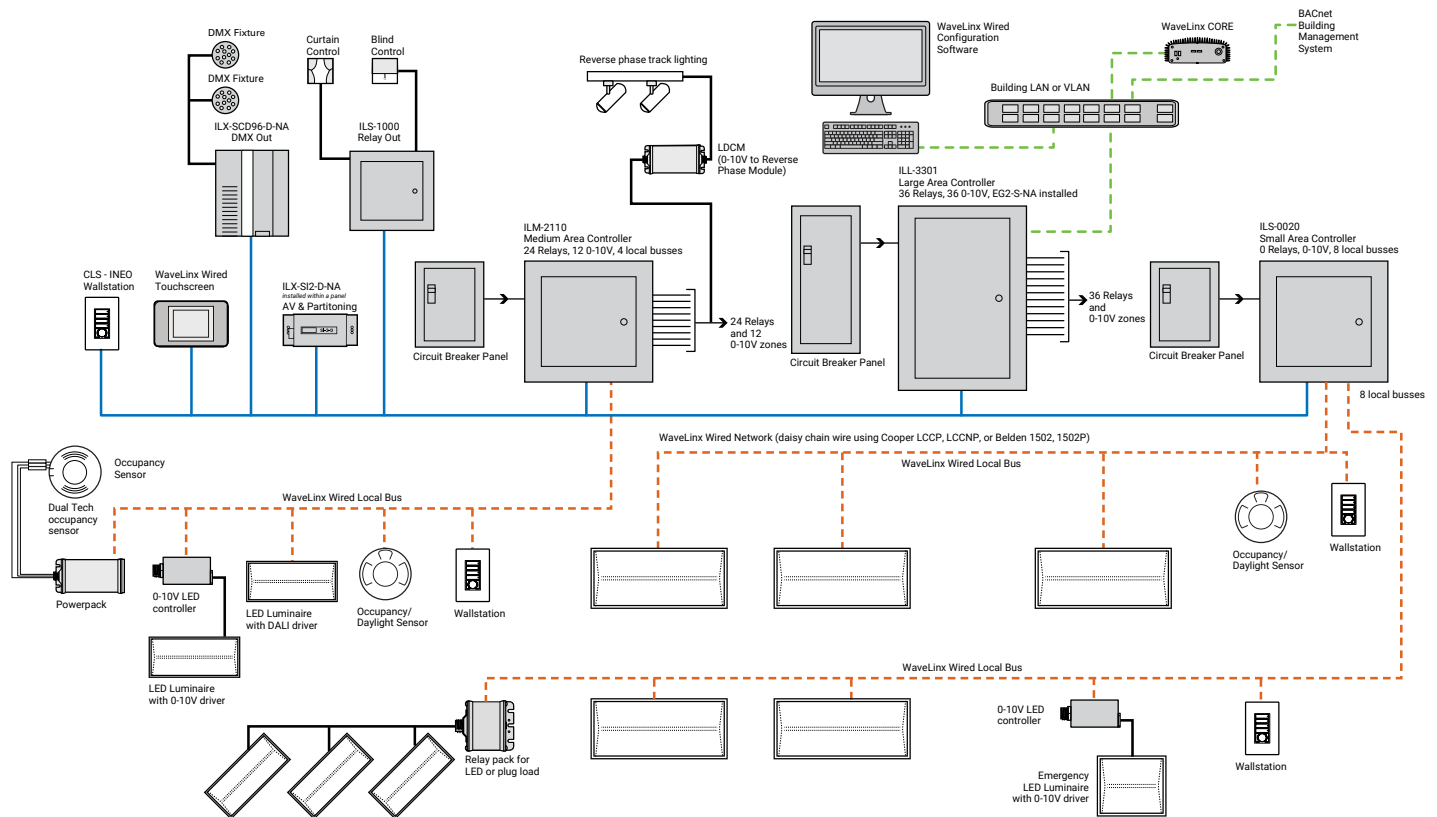
The EG2-S-NA incorporates an intelligent bridge function which allows multiple systems to be joined over a secure Ethernet network opening up the capabilities of the iCAN system to cover multi-campus installations across the globe giving building and business owners connectivity to their systems from anywhere in the world.

System architecture

Simple WaveLinX Wired system



Complete WaveLinX Wired system



Sample System Topology:


This diagram shows the main components of the WaveLinX wired and PRO wireless connected lighting system.

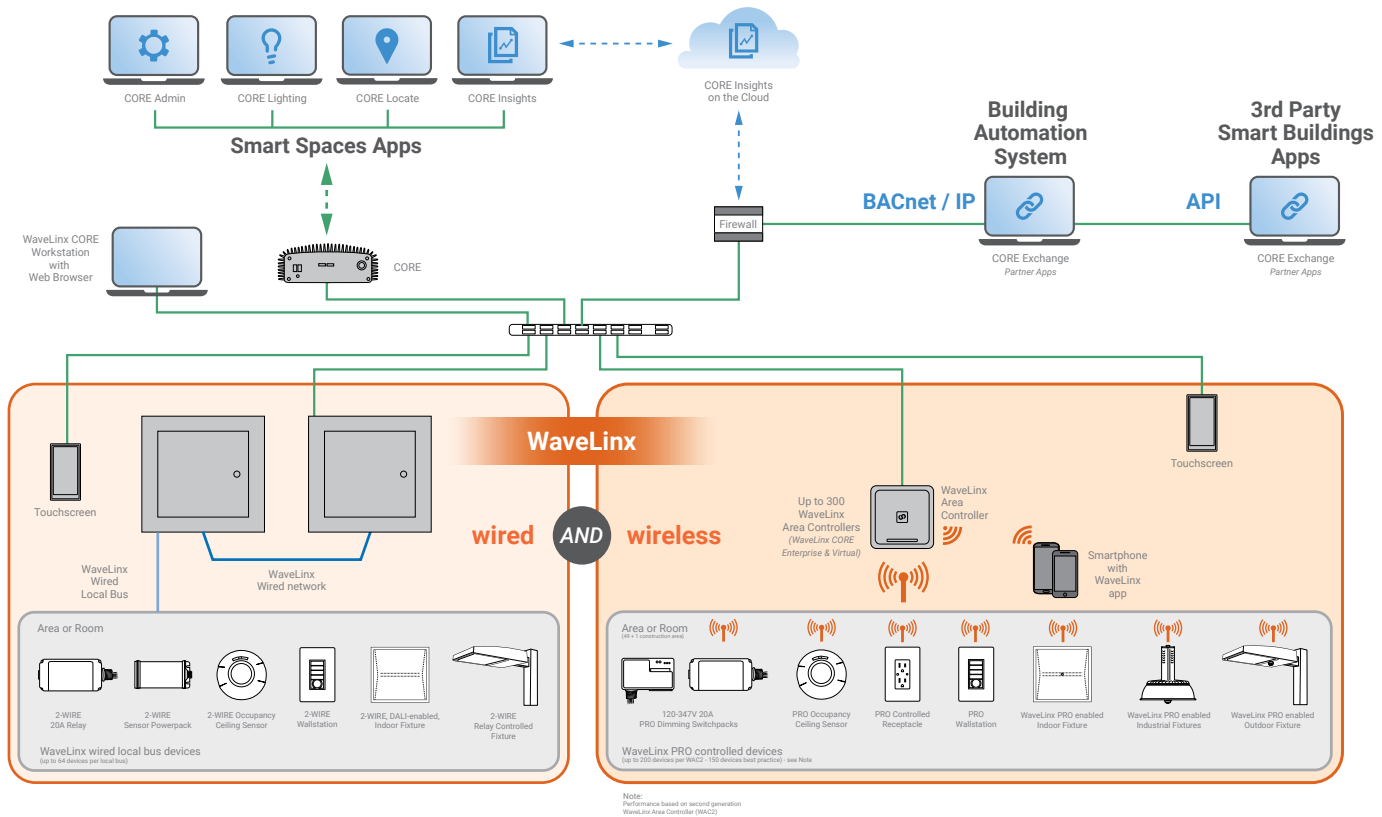
The **WaveLinX PRO wireless system** communicates using wireless mesh technology based on the IEEE 802.15.4 standard. A PoE LAN connection for each WaveLinX Area Controller (WAC) is required for power and data access to the building lighting network.

The **WaveLinX wired system** controls the devices using relay, 0-10V, DMX and the WaveLinX wired digital local bus. The WaveLinX wired system connects to the building LAN using the EG2 module. Each WaveLinX wired area controller communicates on the WaveLinX wired network.

WaveLinX Area Controllers (WAC) and WaveLinX Ethernet Gateways (EG2) communicate with WaveLinX CORE over the Ethernet network.

Please refer to the WaveLinX PRO Wireless Network and IT Guidance Technical Guide and WaveLinX Wired Network and IT Guidance Technical Guide for more information.

 [View WaveLinX Network and IT Guidance Technical Guide](#)



Control Systems

- WaveLinX
- WaveLinX wired
- VividTune