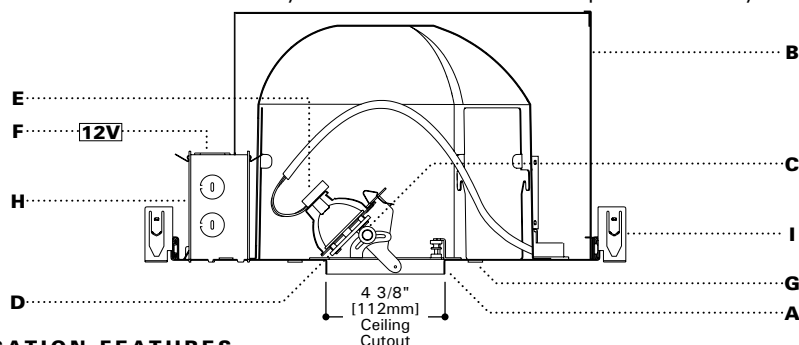


DESCRIPTION

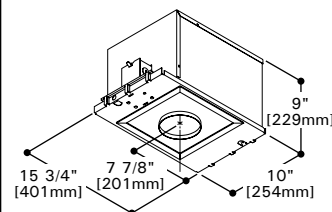
A specification grade residential platform for use with remote transformers that accepts low voltage MR16 lamps. The platform is Air tight to prevent energy loss, room drafts, dust marks on ceilings, and reduce sound transmission. Units may be used

in direct contact with insulation and building products. A complete fixture requires two components; a P3MR REMOTE platform, and a 3" Iris optical element. Elements may be changed after installation to provide a variety of distributions.

P3MR
REMOTE

75 W MR16

50 W MR16

3" LOW VOLTAGE
REMOTE
TRANSFORMER
PLATFORM

SPECIFICATION FEATURES

A...Frame

Hot dipped galvanized 20 Gauge steel frame with integral 1/2" plaster lip. Plaster lip has centerline notches for consistent alignment of units. Lip allows quick installation in drywall or wet plaster ceilings.

B...Housing

Aluminum 0.032 thick housing allows for heat dissipation. No sharp edges keep insulation from snagging or forming pockets during installation. Housing interior is matte black to provide a visually dark interior. Platforms are shipped with overspray protector installed in aperture.

C...Adjustability

Removable lamp adjustment mechanism provides up to 45° tilt and 361° rotation and locks into any aiming position. Translating center beam optics maximize light output. Mechanism features hot aiming capability, indicator marks to ensure consistent aiming for multiple units and toolless locking for both rotation and elevation. Unit is relamped without unlocking adjustments. Elements are keyed for proper insertion. Adjustment mechanism can be removed through the aperture for maintenance from below.

D...Lens

Soft focus lens standard for smooth beam patterns. Up to two filter media can be used which are retained in position during relamping.

E...Socket

GX5.3 base for Bi-pin MR16 lamps. Back light shield keeps interior of fixture dark.

F...Remote Transformer

Unit to be fed 12V from remote mounted

transformer (by others). Transformer may feed multiple platforms.

G...Gaskets

Closed cell gaskets provide Air tight installation without caulking of aperture. Unit is Air tight without Element installed.

H...Junction Box

18 cubic inches, listed for 4#12 AWG or 6#14 AWG 90° C additional feed through conductors, has six 1/2 inch pryouts.

I...Bar Hangers

No Flex® bar hangers shipped with platform. Hangers are captive and feature set screws to provide positive horizontal locking. Bars span up to 22.5" for 24" o.c. spacings of wood, engineered wood and steel frame joists. Nailless barb and locator lip provide consistent installation height. For installation in T-bar ceilings order accessory MBCLP.

J...Codes

Thermally protected, IP labeled, for use in direct contact with insulation. Restricted air flow meets Washington State Air tight requirements, the 1995 CABO Model Energy Code, and California Energy Commission Title 24. Unit is listed for below ceiling accessibility for components and inspection.

K...Labels

UL and cUL listed, standard damp label, wet listed with specific elements, IBEW union made. Installation instructions included with every unit.

ORDERING INFORMATION

Platform




P3MR REMOTE

P3MR REMOTE = 3" Airtight IC-Rated Housing for remote transformer



Separate Accessories

MBCLP = Push On T Bar Clips (For 10 Units)
MRSKT = Replacement MR16 Socket, With Lamp Shield And Keyed Quick Connect
PLE3 = Plaster Lip Extension For Max 2" Thick Ceiling
FMC3 = Flush Mount Collar









DOWNLIGHT

COMPLETE FIXTURE = PLATFORM + ELEMENT			
MR16 (71W maximum)			
	50° Cutoff Reflector	P3MR REMOTE	E3MR_
	50° Cutoff Baffle	P3MR REMOTE	E3MRBB
	1 1/4" Downlight Pinhole	P3MR REMOTE	E3DNPIN





WALL WASH

COMPLETE FIXTURE = PLATFORM +			
ELEMENT			
			
Lensed MR¹ (50W maximum)			
	Lensed Wall Wash	P3MR REMOTE	E3LWW_

ADJUSTABLE ACCENT

COMPLETE FIXTURE = PLATFORM + ELEMENT			
MR16 (71W maximum)			
	Slot Cut Reflector	P3MR REMOTE	E3SLOT_
	Angle Cut Reflector	P3MR REMOTE	E3AA_
	Angle Cut Baffle	P3MR REMOTE	E3AAAB
	Shallow Angle Cut Reflector	P3MR REMOTE	E3AA20_
MR16 (50W maximum)			
	2" Adjustable Pinhole	P3MR REMOTE	E3PIN LARGE
	2" Adjustable Pinhole	P3MR REMOTE	E3PINRD
	2" OVAL	P3MR REMOTE	E3OVAL
MR16 (50W maximum)			
	SUPER ADJUSTABLE	P3MR REMOTE	E3SA
15° - 75°			

SHOWER/LENSED

COMPLETE FIXTURE = PLATFORM + ELEMENT			
			
Adjustable MR¹ (50W maximum)			
	Wet Location Angle Cut Reflector	P3MR REMOTE	E3AASR_
	Wet Location 2" Adjustable Pinhole	P3MR REMOTE	E3AASRPIN
Downlight MR¹ (71W maximum)			
	Wet Location 50° Cutoff Reflector	P3MR REMOTE	E3SR_

ORDERING INFORMATION**O P T I O N S**

E-3SA is painted white, other finishes are B or RAW.

Note: All finishes are not available for all units. Consult individual specification sheets for further information.

All elements come with a white, removable die-cast flange ring. For alternatives, add appropriate flange code to the end of your unit number.

Note: Self flange is not available on baffles or E-3SA.

REM-240 relay is available for use with remote transformer and a separate 12v battery. Consult factory for details.

Finishes

C = Clear
 BB = Black Baffle
 H = Haze
 WB = White Baffle
 G = Gold
 WMH = Warm Haze
 B = Black
 W = Gloss White Paint
 MW = Matte White

Custom Finishes

K = Cognac
 KH = Cognac Haze
 CC = Chocolate
 CCH = Chocolate Haze
 GP = Graphite
 GPH = Graphite Haze

Pinhole Finishes

Blank = White with black occulus
 W = White with white occulus
 POL = Polished aluminum with black occulus
 SAL = Satin aluminum with Black occulus
 RAW = Raw die cast with black occulus

Flanges

Blank = Matte white die-cast flange ring, removable for field painting
 SF = Self Flange
 RAW = Raw Cast Ring
 SFWF = Self Flange Painted White

1. Wet listed.