

COOPER LIGHTING SOLUTIONS - METALUX®

DESCRIPTION

The Ovation Series is a complete family of recessed direct/indirect luminaires featuring pleasant modern architectural styling, computer-designed optics and the latest energy efficient lamp and ballast technology. The luminaire combines a matte white indirect reflector and a frosted white acrylic lamp shield. All components are located above the ceiling plane for a clean architectural appearance in the finished space. Carefully balanced design elements combine to provide an efficient and exciting alternative to traditional general lighting. Ovation is an excellent choice for a wide variety of commercial applications.

Catalog #		Type
Project		
Comments		Date
Prepared by		

SPECIFICATION FEATURES

Construction

Nominal 6" deep housing is die formed of code gauge, prime cold rolled steel. Heavy gauge end plates are securely attached with screws for strength and rigidity and the elimination of gaps. Four auxiliary fixture end suspension points are provided. KOs for continuous row wiring. Large access plate for supply connection.

Electrical*

Ballasts are CBM/ETL Class "P" and are positively secured. T8 models use rotor-lock lampholders for positive lamp retention. UL/CUL listed. Suitable for damp locations.

Ballast Access

Ballast can be removed from below without tools or from above using the unique ballast mounting/access plate.

Finish

Durable cold rolled steel with multistage, iron phosphate pretreatment and white enamel finish to ensure maximum bonding and rust inhibition.

Reflectors

Indirect reflector has high reflectance baked matte white enamel finish for luminous uniformity. Positively retained direct lamp shield constructed of frosted white acrylic with linear refractors.

Controls

Fifth Light ballast options are offered for both 0-10V continuous dimming and DALI applications. Combine with energy saving products like occupancy sensors, daylighting controls, and lighting relay panels from Cooper Lighting Solutions (www.cooperlighting.com) to maximize energy savings.



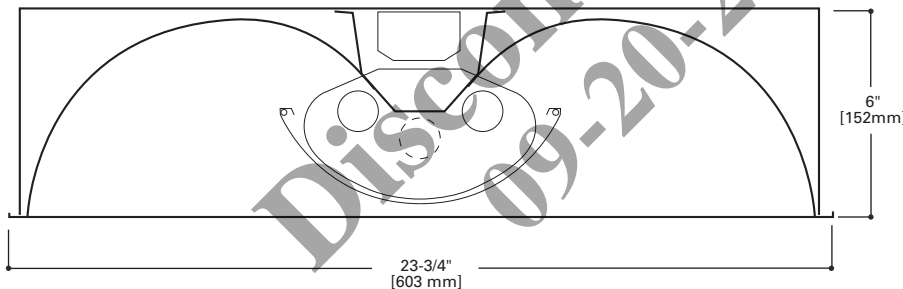
2RDI
132
232
332

1, 2 OR 3 T8 LAMPS

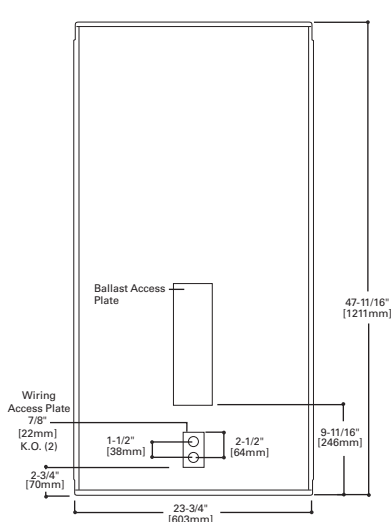
2' X 4' Recessed
Direct/Indirect
Center-Mount
Frosted Acrylic Basket

Ovation™

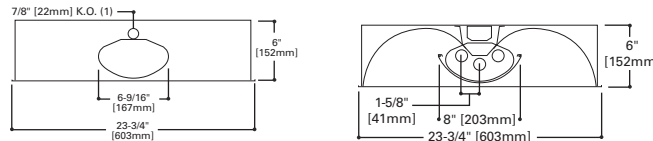
powered by
fifthlight
technology



MOUNTING DATA



LAMP CONFIGURATIONS



CEILING COMPATIBILITY

G Grid/Lay-in Standard	T Slot Grid	F Drywall Frame Kit	Ceiling Type**	Trim Type
			Exposed Grid Concealed T Slot Grid Flange	G G or T G or T ***

ENERGY DATA

Input Watts:

EB Ballast & STD Lamps
132 (32), 232 (61), 332 (91)

HB Ballast & STD Lamps
132 (30), 232 (53), 332 (80)

Luminaire Efficacy Rating

LER = FL82

Catalog Number: 2RDI-232FLS

Yearly Cost of 1000 lumens,
3000 hrs at .08 KWH = \$2.92

*Reference the lamp/ballast data in the Technical Section for specific lamp/ballast requirements.

**Consult Pre Sales Technical Support.

***See Drywall Frame Kit Accessory

LAMPS CONTAIN MERCURY. DISPOSE ACCORDING TO
LOCAL, STATE OR FEDERAL LAWS

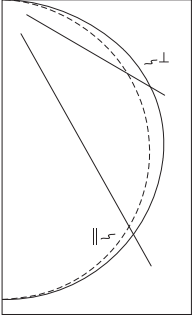
LINEAR DISCONNECT

Safe and convenient means of
disconnecting power.



ADF100650

PHOTOMETRICS



2RDI-232FLS
Electronic Ballast
(2) FO32/35K 32W
Lamps
2800 Lumens

Spacing criterion:
(H) 1.3 x mounting
height, (L) 1.3 x
mounting height

Efficiency 82.0%

Test Report:
2RDI232FLS.IES
LER = FL82

Yearly Cost of 1000
lumens, 3000 hrs at
.08 KWH = \$2.92

Coefficients of Utilization

Effective floor cavity reflectance										20%													
rc	80%				70%				50%				30%				10%				0%		
rv	70	50	30	10	70	50	30	10	50	30	10	50	30	10	50	30	10	50	30	10	0		
RCR																							
0	98	98	98	98	95	95	95	95	91	91	91	87	87	87	84	84	84	82					
1	88	84	80	77	86	82	79	76	79	76	73	76	73	71	73	71	69	67					
2	80	73	67	62	78	71	66	61	68	63	59	65	61	58	63	60	57	55					
3	73	63	56	51	70	62	55	50	60	54	49	57	52	48	55	51	47	46					
4	66	56	48	42	64	55	48	42	53	46	41	51	45	41	49	44	40	38					
5	61	50	42	36	59	49	41	36	47	41	36	45	40	35	44	39	35	33					
6	56	45	37	31	54	44	37	31	42	36	31	41	35	31	39	34	30	29					
7	52	40	33	28	50	40	33	27	38	32	27	37	31	27	36	31	27	25					
8	48	37	29	24	47	36	29	24	35	29	24	34	28	24	33	28	24	22					
9	45	34	27	22	44	33	26	22	32	26	22	31	26	22	30	25	22	20					
10	42	31	24	20	41	31	24	20	30	24	20	29	23	20	28	23	19	18					

Zonal Lumen Summary

Zone	Lumens	%Lamp	%Fixture
0-30	1123	20.0	24.4
0-40	1863	33.3	40.5
0-60	3425	61.2	74.5
0-90	4597	82.1	100.0
0-180	4597	82.1	100.0

Typical VCP Percentages

Room Size (Ft.)	Height Along		Height Across	
	8.5'	10.0'	8.5'	10.0'
20 x 20	60	68	57	65
30 x 30	53	58	50	55
30 x 60	48	51	44	47
60 x 30	56	60	54	58
60 x 60	49	51	46	48

Candela

Angle	Along H	45°	Across H
0	1419	1419	1419
5	1411	1415	1417
10	1396	1401	1405
15	1369	1376	1383
20	1330	1342	1353
25	1281	1298	1313
30	1221	1244	1265
35	1152	1182	1209
40	1074	1110	1146
45	987	1034	1076
50	892	948	998
55	788	856	909
60	678	756	806
65	560	648	691
70	436	529	558
75	311	402	415
80	192	264	271
85	88	131	135
90	7	11	11

ORDERING INFORMATION

SAMPLE NUMBER: 2RDI-232FLS-120V-EB81-U

Width
2= 2' Width**Series**
RDI=Ovation Series
(Recessed
Direct/Indirect)**Trim Type**
Blank=Grid/Lay-in
(Standard)**Lamp Position**
Blank=Center Mounted
Lamps (Standard)**Number
of Lamps**
1= 1 Lamp
2= 2 Lamp
3= 3 Lamp**Wattage**
32=32W T8 (48")**Lamp Shield**
FLS=Frosted Lamp
Shield**Voltage⁽¹⁾**
120V=120 Volt
277V=277 Volt
347V=347 Volt
UNV=Universal Voltage
120-277**Options**
GL=Single Element Fuse
GM=Double Element Fuse
Lamps=Lamps installed
Flex=Flex installed
Emergency=EM installed**Ballast Type****EB8** =T8 Electronic Start.
Total Harmonic Distortion < 10%
EB8_ /PLUS= T8 Electronic Start.
Total Harmonic Distortion < 10%.
High Ballast Factor > 1.15.**ER8** =T8 Electronic Program Rapid Start.
Total Harmonic Distortion < 10%**High Performance T8 Ballasts****HB8** =T8 Electronic Instant Start.
Total Harmonic Distortion < 10%.
Standard Ballast Factor .86 – .88**HB8_L**=T8 Electronic Instant Start.
Total Harmonic Distortion < 10%.
Low Ballast Factor .77 – .82**HB8_N**=T8 Electronic Instant Start.
Total Harmonic Distortion < 10%.
Normal Ballast Factor 1.0**HB8_H**=T8 Electronic Instant Start.
Total Harmonic Distortion < 10%.
High Ballast Factor 1.15 – 1.20**HR8** =T8 Electronic Program Rapid Start.
Total Harmonic Distortion < 10%.
Standard Ballast Factor .86 – .88**HR8_DIM**=T8 Electronic Program Rapid Start.
Total Harmonic Distortion < 10%.
Step Dimming. Ballast Factor .88**HR8_L**=T8 Electronic Program Rapid Start.
Total Harmonic Distortion < 10%.
Low Ballast Factor .71 – .79**HR8_H**=T8 Electronic Program Rapid Start.
Total Harmonic Distortion < 10%.
High Ballast Factor 1.15 – 1.20**0-10V Dimming Ballasts⁽⁴⁾****5LTV8** =T8 0-10V Program Rapid Start.
Total Harmonic Distortion < 10%.
Ballast Factor 0.87⁽⁷⁾**5LTVS8** =T8 0-10V Spec Grade Program Rapid
Start. Total Harmonic Distortion < 10%.
Ballast Factor 0.87^{(5), (6)}**Fifth Light DALI Ballasts⁽³⁾****5LT8** =T8 DALI Program Rapid Start.
Total Harmonic Distortion < 10%.
Ballast Factor 1.0**Number of Ballasts**1=1 Ballast
2=2 Ballasts
3=3 Ballasts**Options**
RIF1=Radio
Interference
Suppressor**Packaging**
U=Unit Pack
PALC=Palletize
d Fixtures in
Carton**ACCESSORIES****EQ-CLIP-U**=T-BAR Safety
Earthquake Clips⁽²⁾
DF-24-W=Drywall Frame Kit

NOTES: ⁽¹⁾ Products also available in non-US voltages and frequencies for international markets. ⁽²⁾ An EQ Grid Clip is recommended for all 9/16" ceiling systems. Four required per fixture. ⁽³⁾ For a complete listing of Fifthlight Technology products and other solutions from Cooper Lighting Solutions visit www.cooperlighting.com. ⁽⁴⁾ 0-10V ballast do not include DALI feature. Please select DALI ballast for use with Fifth Light system. ⁽⁵⁾ Specification grade 0-10V dimming ballast are NEMA pre-mium and CEE listed. They are compatible with low mercury and energy saving lamps. ⁽⁶⁾ Specification Grade 0-10V ballast not offered in 3 or 4-lamp versions. ⁽⁷⁾ Voltage must be specified for Standard 0-10V 32W 3 and 4-lamp ballast. 4-lamp ballast versions must be 277V.

For complete product data, reference the Fluorescent Specification binder. Specifications & dimensions subject to change without notice. Consult you Cooper Lighting Solutions Representative for availability and ordering information.

SHIPPING INFORMATION

Catalog No.	Wt.
2RDI-132FLS	30 lbs.
2RDI-232FLS	30 lbs.
2RDI-332FLS	30 lbs.