

Project		Catalog #		Type	
Prepared by		Notes		Date	




# WaveLinx

## CAT Bluetooth Programming Interface Module (BPI-C-L)

Connects CAT network to Mobile app

**Typical Applications**  
Office • Education • Healthcare • Hospitality • Retail

- 
**Interactive Menu**
  - Order Information page 2
  - Additional Resources page 2
  - Connected Systems page 3
  - Product Warranty


**Product Certification\***





- Meets latest ASHRAE 90.1 - 2019 requirements
- Meets latest IECC - 2021 requirements
- Meets latest Title 24 - 2019 requirements
- Manufactured in an ISO 9001 certified factory

**Product Features**


**Compatibility**


### Overview

The Bluetooth Programming Interface uses a Bluetooth® Low Energy (BLE) Radio Module to allow wireless communication between the local CAT area and WaveLinx CAT mobile app. This device offers two RJ-45 ports to connect with standalone CAT network area. The WaveLinx CAT mobile app offers secure pairing with the BPI device when within range, and once connected can be used for identifying and configuring devices within that area. The module is powered by CAT bus power and comes with mounting tabs for easy installation on the wall or a junction box.

### Product Features & Benefits

- Secured Mobile App pairing** – Easy network configuration and commissioning
- Plenum Rated Design** – Easy junction box mounting or wall mounting
- Communicates with CAT digital network
- Easy to configure / commission** – Pairs with WaveLinx CAT mobile app

 product diagrams

## Order Information

### Catalog Number

Catalog Number	Description
BPI-C-L	BPI-C Bluetooth Program Interface

### Required Accessory

The WaveLinx CAT network requires termination of the local CAT bus network on both ends.

### Catalog Number

Catalog Number	Description
ACC-C-TP-6PK	ACC-C Canbus Termination Plug - 6PK

### Optional Accessories

### Catalog Number

Catalog Number	Description
GGRJ45-03-G	RJ45 cables 3 feet
GGRJ45-10-G	RJ45 cables 10 feet
GGRJ45-25-G	RJ45 cables 25 feet
GGRJ45-50-G	RJ45 cables 50 feet
GGRJ45-100-G	RJ45 cables 100 feet
GGRJ45-10P-G	RJ45 cables 10 feet plenum rated
GGRJ45-25P-G	RJ45 cables 25 feet plenum rated
GGRJ45-50P-G	RJ45 cables 50 feet plenum rated
GGRJ45-100P-G	RJ45 cables 100 feet plenum rated

## Product Specifications

### Mechanical

**Size:** 2.28" W X 3.34" H X 1.5" D (58mm x 85mm x 38mm)

**Mounting:** Detachable mounting tabs

**Color:** Black

### Environmental:

- **Operating temperature:** 32°F to 104°F (0°C to 40°C)
- **Operating relative humidity:** 5% to 85% non-condensing
- **Storage temperature:** -22°F to 158°F (-30°C to 70°C)
- For indoor use only

### Electrical

#### Input Types:

- CAT Bus Powered

#### Network connection:

- CAT5 Solid Copper 24AWG
- T568B pin/pair assignment is recommended for all CAT5 cable

### Standards/Ratings\*

- cULus Listed - Energy Management Equipment (UL916)
- FCC Part 15
- Manufactured in an ISO 9001 certified factory
- Meets latest ASHRAE 90.1 - 2019 requirements
- Meets latest IECC - 2021 requirements
- Meets latest Title 24 - 2019 requirements
- WaveLinx CAT is DLC Listed for interior applications - meeting the NLC5 Technical Requirements

#### Environmental Regulations:

- RoHS
- Plenum UL2043
- Chicago Plenum rated

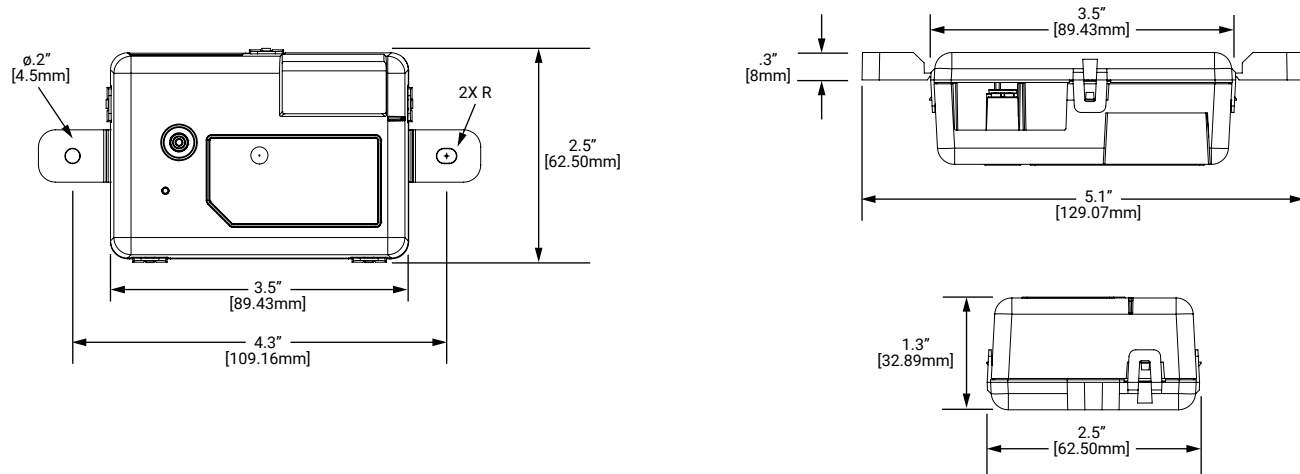
### Warranty

Five year warranty standard

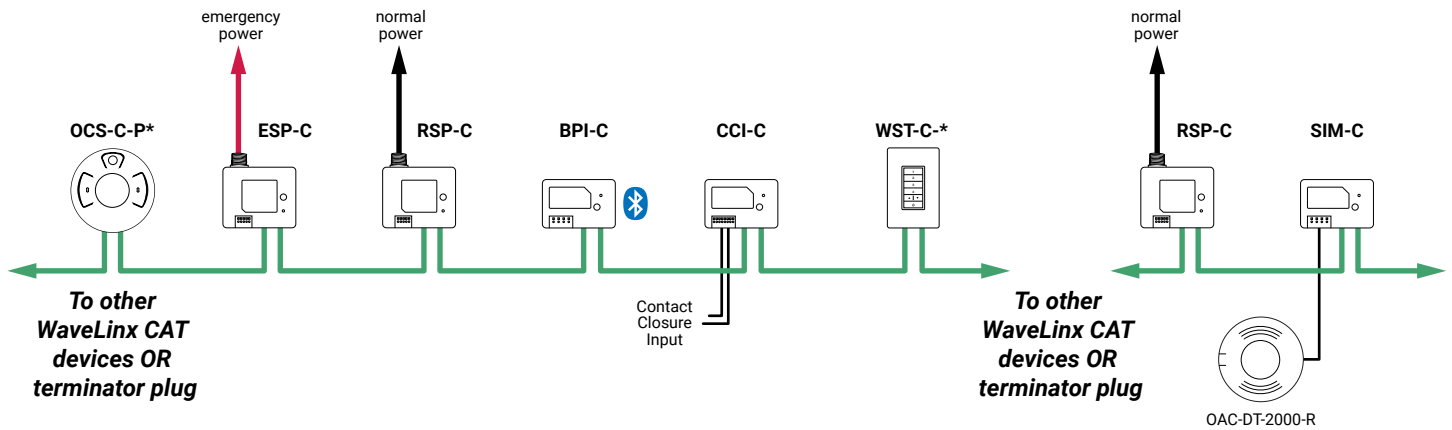


Download the WaveLinx CAT Mobile Application from either the Google Play or Apple Store®

## Dimensional Details



## Typical Topology




## System Diagram:

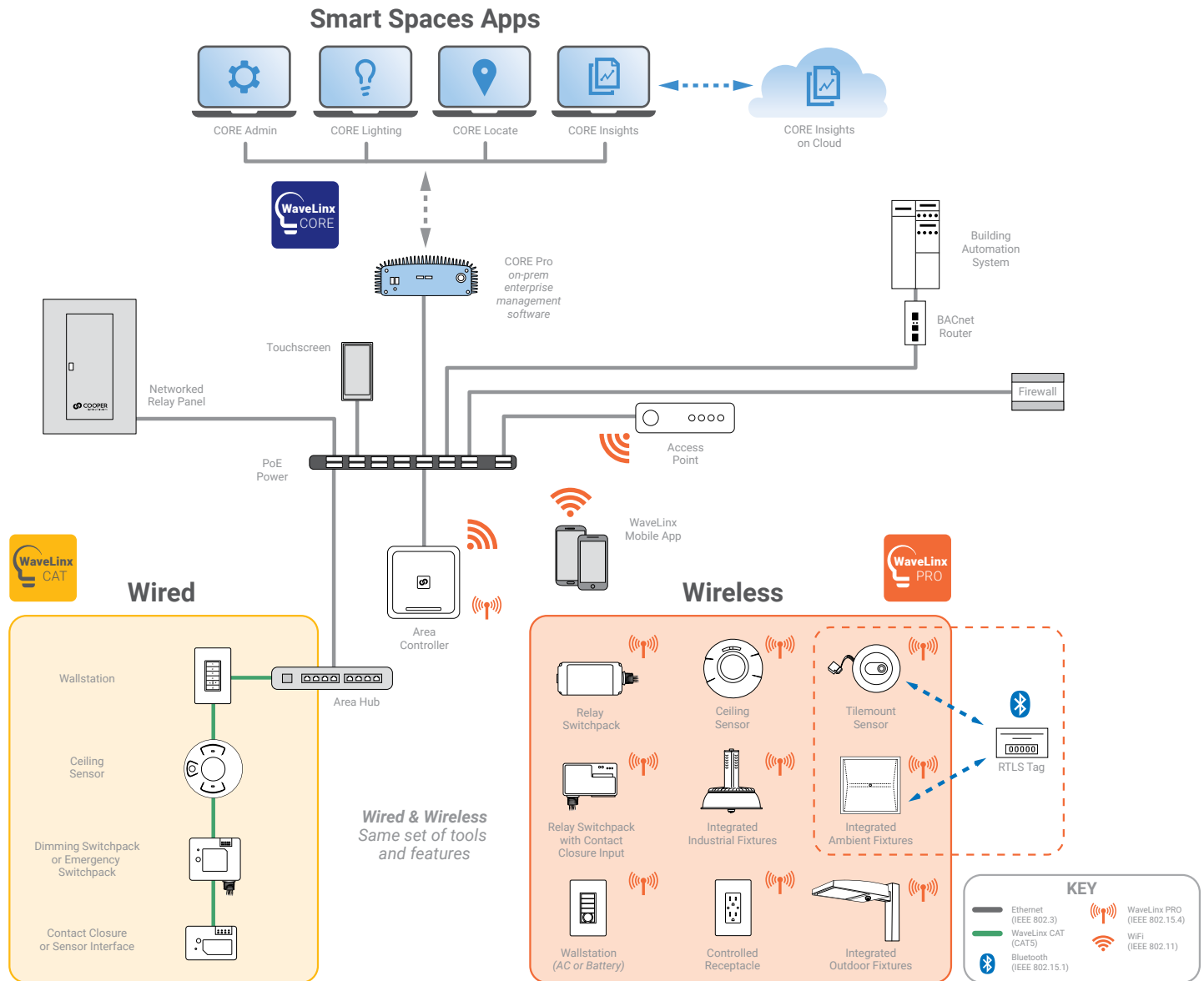
This diagram shows the main components of the WaveLinx connected lighting system with CAT and PRO devices.


The PRO devices communicate using wireless mesh technology based on the IEEE 802.15.4 standard. A PoE LAN connection for each WaveLinx Area Controller (WAC) is required for power and data access to the building lighting network.

The CAT devices communicate over the category 5 based communication bus and control the light fixtures using a relay (on/off) and 0-10V output (dim/raise).

WaveLinx Area Controllers (WAC) communicate with WaveLinx CORE Apps over the Ethernet network.

 **View**  
WaveLinx Network  
and IT Guidance  
Technical Guide



 **Control Systems**  
• WaveLinx