

Project		Catalog #		Type	
Prepared by		Notes		Date	



Interactive Menu

- Order Information [page 2](#)
- Product Specifications [page 3](#)
- Mounting [page 3](#)
- Colors & Textures [page 4](#)
- Lumen Maintenance & Photometric Data [page 5](#)
- Lumen/Wattage/LPW & UGR Data [page 5](#)

PrentaLux

240 - Mini-Bell

Integral LED Light Engine
Performance Decorative

Typical Applications

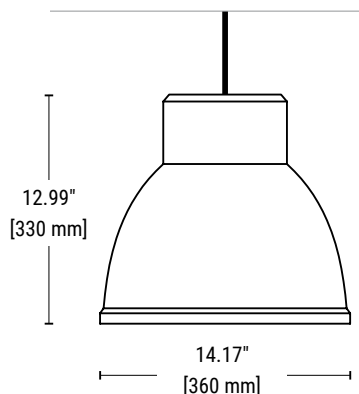
• Office • Education • Healthcare • Hospitality • Retail • National Accounts



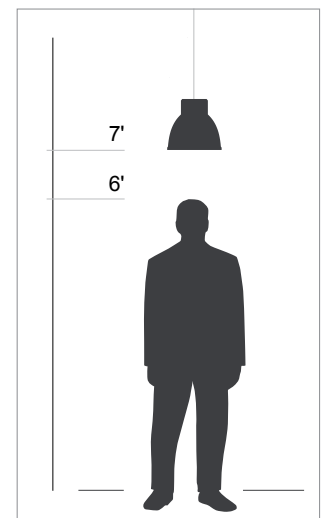
Top Product Features

- The PrentaLux 200 series of performance decorative fixtures utilizes Cooper Lighting Solutions proprietary 3D printing technology.
- Integral LED light engine with 8 Light Levels ranging from nominal 1000 to 7000+ lumens.
- The 240 utilizes optics to eliminate the need for an inner reflective shade, reducing both cost and weight.
- 3 shade texture options.
- 8 standard opaque colors and 4 standard translucent colors with additional On-Demand colors available with possible additional costs and lead times. Please consult factory.
- 90+ CRI standard with 4 CCT options (2700K, 3000K, 3500K, 4000K).
- Universal Voltage (120-277V).
- 0-10V integral driver with dimming from 100% to 1%.
- [Declare compliant](#).
- LBC Red List approved.
- 5-Year Warranty.

Dimensions



Scale



Order Information

SAMPLE CATALOG NUMBER: **PRLX-240-935-LL5-C-U-S-WHTE-LF-DW**

Domestic Preferences	Brand	Series	CRI	Light Level ¹
[Blank] = Standard BAA = Buy American Act	PRLX	240 = Mini Bell	927 = 90 CRI, 2700K 930 = 90 CRI, 3000K 935 = 90 CRI, 3500K 940 = 90 CRI, 4000K	LL1 = 1129 lms (at 3500K, 90CRI), 10W LL2 = 1608 lms (at 3500K, 90CRI), 13W LL3 = 2190 lms (at 3500K, 90CRI), 18W LL4 = 2857 lms (at 3500K, 90CRI), 24W LL5 = 3993 lms (at 3500K, 90CRI), 34W LL6 = 4547 lms (at 3500K, 90CRI), 40W LL7³ = 5874 lms (at 3500K, 90CRI), 56W LL8³ = 6807 lms (at 3500K, 90CRI), 73W
1. Only product configurations with this designated prefix are built to be compliant with the Buy American Act of 1933 (BAA). Please refer to DOMESTIC.PREFERENCES website for more information. Components shipped separately may be separately analyzed under domestic preference requirements.	Notes	Notes	Notes	Notes 1. Lumen targets above are based on 90 CRI and 3500K values. Use IES files for accurate calculations. 2. See Lumen Table on Page 5 for exact CCT to Lumen table values. 3. LL7 and LL8 not available with Frosted Lens.

Continue here to make complete selections

Optics, Lens	Voltage	Dimming
C = Standard (84 deg), Clear Lens F^{1,2} = Standard (84 deg), Frosted Lens	U = Universal Voltage (120-277V)	S = 0-10V (dimming from 100% to 1%)
Notes 1. Frosted lens will decrease delivered lumen output. Contact factory for details. 2. Frosted Lens not available with LL7 and LL8.	Notes	Notes

Continue here to make complete selections

Shade Color ¹	Shade Texture	Canopy Shape and Color
Standard Transparent/Translucent Colors TRWH = Translucent White DIFF = Diffuse CLER = Clear ² SMGY = Smokey Gray ² Standard Opaque Outer Shade Colors: WHITE = White BLAK = Black GRAY = Gray ROSE = Rose CAPP = Cappuccino SAGE = Sage BRNZ = Bronze BRSS = Brass XXXX² = On-Demand Color	Outer Shade Textures: LF = Layered Fine NL = Natural Lines PS = Pinstripe XX² = Other Shade Texture	DW = Disk - White DB = Disk - Black DC = Disk canopy matches outer shade color (opaque color only) CW = Conical - White CB = Conical - Black CC = Conical canopy matches outer shade color (opaque color only)
Notes 1. See page 4 for images of color options. 2. CLER and SMGY only available with Pinstripe texture. 3. On-Demand colors available with possible extended lead times and additional costs. Consult factory. See page 4 for images of On-Demand color options.	Notes 1. See page 4 for texture details and options. 2. Consult factory to request other textures. Shop drawings may be required. Extended lead times, additional costs, and minimum order quantity may apply. 3. CLER and SMGY only available with Pinstripe texture.	Notes 1. Standard length of cord - 10ft [3050 mm]. Max available length is 25ft [7.62 m]. Consult factory for lengths longer than 10ft. 2. Power cord is always silver.

Product Specifications

Construction

- PrentaLux 200s consists of an integral LED light engine and a proprietary additive manufacturing process for the polycarbonate shade and components.
- 200 series shades utilize a proprietary, impact-resistant polycarbonate for maximum durability.
- The polycarbonate used for PrentaLux fixtures is bio-circular and thermally, mechanically and optically optimized for professional/commercial installations. Designed, engineered, and printed in the United States.

Electrical

- Standard 0-10V driver (with dimming from 100% to 1%) integrated into the pendant head (120/277V/50-60Hz).

LED & Light Engine

- Available in 2700K, 3000K, 3500K, and 4000K CCT.
- 90 CRI standard.
- 8 lumen packages ranging from nominal 1000, 1500, 2000, 3000, 4500, 6000, 7000+ lumens. (subject to specific CCT and Light Level).

Driver

- Standard offering is 0-10V with 1% dimming.

Optics

- Clear or frosted lens options available.
- Polar plot and UGR data on page 5.

Environment

- Suited for 25° ambient. Suitable for damp locations.

Shielding

- Shade optic depth and design provides excellent physical cutoff.
- 3D printing enabled personalization allows for easy adjustment of cutoff angle (MOQ may apply).

Colors & Textures

- 8 standard outer shade colors available. 3 standard inner shade colors available.
- On-Demand colors and textures available with possible extended lead times and additional costs. Please consult factory.

Mounting

- Mounting options include UL certified cord and option of 3D printed disk shape or conical shape, mounting hardware.

Lengths

- Fixture comes with 10ft cord. Lengths up to 25 ft possible. (Consult factory as longer lead times apply.)

Weight

- All products are lightweight and much easier to install than traditional pendants.
- 240 fixture weighs approximately 6.5 lbs.

Warranty

- Standard five-year limited warranty on all parts.

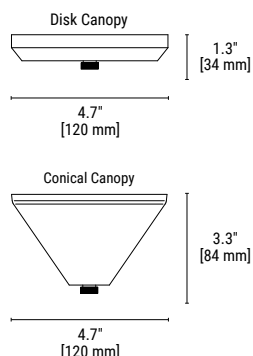
Compliance

- Components are UL recognized and luminaires are cULus listed for 25°C ambient environments. Damp location listed.
- Filament material is UL certified.
- BAA compliant options available.
- RoHS compliant.
- ISCC certified (for 3D printed materials). PrentaLux products will convert to printing our 3D parts with over 65% recycled or bio-circular materials (using an ISCC certified mass balance approach). Bio-circular materials are raw materials from ISCC Plus certified waste streams and residues including tall oils from the wood processing industry or used cooking oil from the food processing industry.
- Declare Compliant, LBC Red List approved.
- Not to be installed in food prep areas and hazardous environments which may expose the product to pollutants such as oil, grease, or VOCs.
- IK02 impact rated. Not for installations in locations such as gymnasiums, arenas, sports complexes, multi-purpose rooms, and any other locations where the fixture potentially will be subject to impacts from external sources.

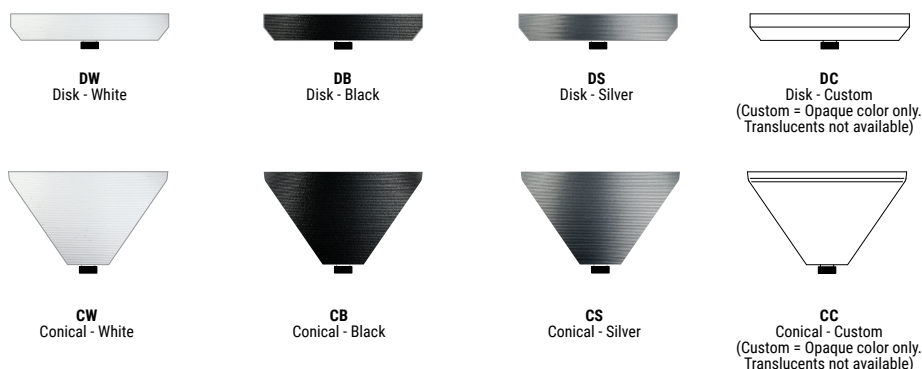
Sustainability Specifications

- PrentaLux 3D printed parts are produced with at least 65% recycled or bio-circular materials (using an ISCC certified mass balance approach).
- ISCC certified. Certification applies only to 3D printed material.
- Declare compliant. LBC Red List approved.

Mounting Canopy Options



Mounting Canopy Colors




Standard Transparent/Translucent Shade Colors




CLR - Clear



DIFF - Diffuse White




TRWH - Translucent White



SMGY - Transparent Smokey Gray

Standard Opaque Shade Colors




WHITE - White



BLAK - Black



GRAY - Gray




ROSE - Rose



CAPP - Cappuccino



SAGE - Sage




BRNZ - Bronze

On-Demand Transparent Shade Colors


These On-Demand color options may have extended lead times and/or additional costs. Please consult factory.



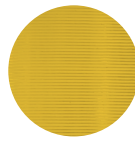
TRBL - Transparent Blue




TRGR - Transparent Green



TROR - Transparent Orange



TRYE - Transparent Yellow



TRRE - Transparent Red

On-Demand Opaque Shade Colors

These On-Demand color options may have extended lead times and/or additional costs. Please consult factory.




ENGR - Enamel Green




MEGR - Metallic Green




MCHA - Matcha




STBL - Steel Blue




MEBL - Metallic Blue




MYBL - Misty Blue




DKGY - Dark Gray




SLVR - Silver



STBR - Stone Brown



MEPU - Metallic Purple




RGLD - Rose Gold



CITR - Citrona




CRWH - Cream White



BURG - Burgundy

Shade Textures

Additional textures available. Please consult factory.



Layered Fine (LF)



Natural Lines (NL)



Pinstripe (PNS)

Translucent Shade Texture

Transparent/Translucent Only. Additional textures available. Please consult factory.

Note:

Translucent Shade colors only available with Pinstripe Texture

PHOTOMETRIC DATA COMING SOON