

**Encounter**  
Recessed LED luminaire



**Metalux**



# Encounter Recessed LED luminaires

**Performance, uniformity, style.** The **Encounter™** Series redefines ambient lighting by blending contemporary styling with innovative WaveStream LED technology. The result is exceptional performance and superior energy savings – all at an affordable price.

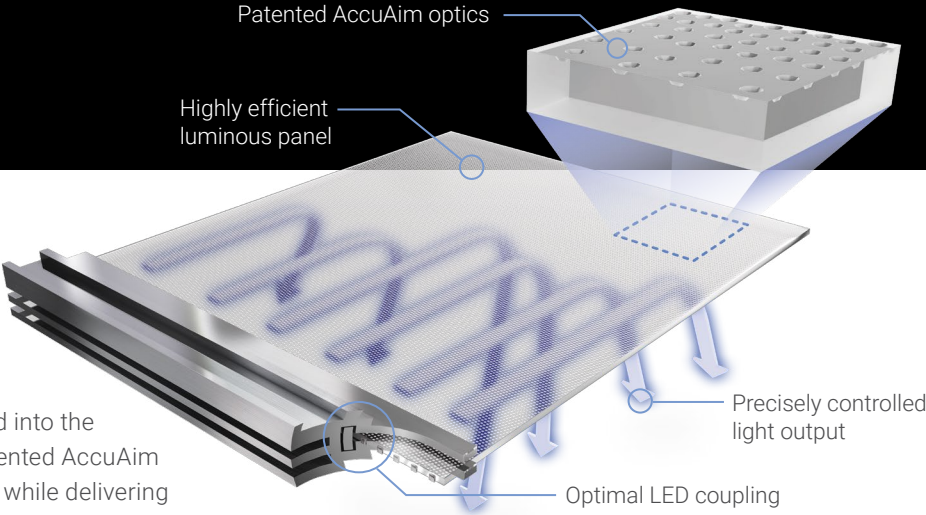
The highly efficient LED system with advanced optical design delivers optimal light uniformity, resulting in soft, natural light for superior visual comfort. Encounter is a perfect balance of form and function, making it an ideal choice for commercial interiors.



# WaveStream™ LED

*Taking Control of Light.*

A patented optical coupling process maximizes the amount of light injected into the WaveStream panel, dramatically improving efficiency. Laser precise, patented AccuAim optics arranged in exacting patterns provide unrivaled brightness control while delivering optimal distributions tailored to each fixture and application.

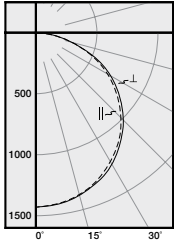
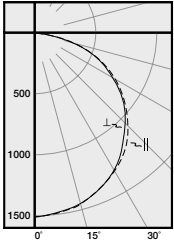
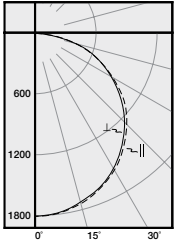




# Encounter performance

Encounter
High-performance efficacy up to 143 lumens per watt
Energy savings in excess of 60% compared to traditional fluorescent troffers
Four CCTs (3000K, 3500K, 4000K and 5000K) at typical 85 CRI
2' x 2': L92 @ 100,000 hrs.; 1' x 2': L92 @ 100,000 hrs.; 2' x 4': L92 @ 100,000 hrs; 1' x 4': L92 @100,000 hrs.
Binning: Per ANSI, 3-step MacAdam ellipse

# Photometrics

2' x 2', 3300 lumens	2' x 4', 4500 lumens	2' x 4', 5400 lumens
		
Electronic Driver Linear LED 3500K Spacing criterion: (H) 1.3 x mtg height, (L) 1.3 x mtg height Lumens = 3370 Input Watts = 28.5 Efficacy = 118.2 lm/W Test: 22EN-LD2-34- UNV-L835-CD1-U.IES	Electronic Driver Linear LED 3500K Spacing criterion: (H) 1.3 x mtg height, (L) 1.3 x mtg height Lumens = 4520 Input Watts = 38.0 Efficacy = 118.9 lm/W Test: 24EN-LD2-45- UNV-L835-CD1-U.IES	Electronic Driver Linear LED 3500K Spacing criterion: (H) 1.3 x mtg height, (L) 1.3 x mtg height Lumens = 5410 Input Watts = 43.0 Efficacy = 125.8 lm/W Test: 24EN-LD2-54-UNV- L835-CD1-U.IES

# Lumen maintenance

Size	Ambient temperature	TM-21 lumen maintenance (100,000 hours)	Theoretical L70 (hours)
2' x 4'	25°C	> 92%	> 448,000
2' x 2'	25°C	> 92%	> 448,000
1' x 4'	25°C	> 92%	> 448,000
1' x 2'	25°C	> 92%	> 130,000





# Encounter energy data

WaveStream LED technology provides industry-leading, energy-efficient performance. With a patented LED coupling, optimized thermal management and proprietary AccuAim™ optics, the Encounter Series provides uniform illumination and superior efficacy. Encounter luminaires offer four color temperature choices with a wide range of lumen packages to provide best-in-class, breadth-of-line with efficacy reaching as high as 140<sup>+</sup> lumens per watt.

Encounter 2' x 4' - stock or MTO**	Catalog logic	Delivered lumens	Watts	Efficacy (lm/W)
MTO	24EN-LD2-30-UNV-L835-CD1-U	3026	24.6	123
MTO	24EN-LD2-34-UNV-L835-CD1-U	3505	28.7	122
MTO	24EN-LD2-40-UNV-L835-CD1-U	4082	33.9	120
STOCK	24EN-LD2-45-UNV-L835-CD1-U	4520	38.0	119
MTO	24EN-LD2-49-UNV-L835-CD1-U	4950	42.2	117
STOCK	24EN-LD2-54-UNV-L835-CD1-U	5410	43.0	126
MTO	24EN-LD2-58-UNV-L835-CD1-U	5838	47.0	124
STOCK	24EN-LD2-67-UNV-L835-CD1-U	6731	56.1	120
MTO	24EN-LD2-70-UNV-L835-CD1-U	7023	60.2	117
MTO	24EN-LD2-74-UNV-L835-CD1-U	7484	63.6	118

Encounter 2' x 2' - stock or MTO**	Catalog logic	Delivered lumens	Watts	Efficacy (lm/W)
MTO	22EN-LD2-20-UNV-L835-CD1-U	2030	16.5	123
STOCK	22EN-LD2-25-UNV-L835-CD1-U	2571	20.0	129
MTO	22EN-LD2-30-UNV-L835-CD1-U	2988	24.9	120
STOCK	22EN-LD2-34-UNV-L835-CD1-U	3370	28.5	118
MTO	22EN-LD2-39-UNV-L835-CD1-U	3863	33.3	116
MTO	22EN-LD2-43-UNV-L835-CD1-U	4348	38.3	114

\*\*Made to order (MTO) requires a four week lead time.

\*140 lumens per watt is associated with 2' x 4' version.

**Note:** 3000K, 4000K and 5000K performance data available on product specification sheets.

Operating and maintenance costs of a lighting system are dramatically impacted by the specified lamp source and electrical system. Total system input watts and fixture operating life should be the driving considerations when addressing energy consumption and total cost of ownership. Energy savings increase when energy consumption is reduced and maintenance intervals are extended.

## Fluorescent product comparison

2' x 4' Encounter series			Popular fluorescent fixtures			Energy savings
Catalog number	Lumens*	Wattage	Fixture type	Lumens*	Wattage	
24EN-LD2-67-UNV-L835-CD1-U	6731	56.1	Troffer 432	8402	109.7	- 49%
			Troffer 332	6629	81.7	- 31%
24EN-LD2-54-UNV-L835-CD1-U	5410	43.0	Parabolic 332	5646	83.0	- 48%
24EN-LD2-45-UNV-L835-CD1-U	4520	38.0	Indirect Basket 332	4583	83.7	- 55%
			Direct Dual Lens 228T5	4576	58.0	- 34%
			Troffer 232	4310	52.0	- 27%
			Indirect Basket 232	3873	72.0	- 47%

2' x 2' Encounter series			Popular fluorescent fixtures			Energy savings
Catalog number	Lumens*	Wattage	Fixture type	Lumens*	Wattage	
22EN-LD2-34-UNV-L835-CD1-U	3370	28.5	Indirect Basket 2BX40	4324	68.2	- 58%
			Troffer 2U6T8	3862	52.1	- 45%
			Direct Dual Lens 224	2975	52.0	- 45%
			Parabolic 2U6T8	2791	63.1	- 55%
22EN-LD2-25-UNV-L835-CD1-U	2571	20.0	Direct Dual Lens 224	2975	52.0	- 62%
			Parabolic 2U6T8	2791	63.1	- 68%
			Troffer 317	2601	42.9	- 53%
			Parabolic 317	2588	49.1	- 59%
			Direct Dual Lens 214	2403	30.0	- 33%

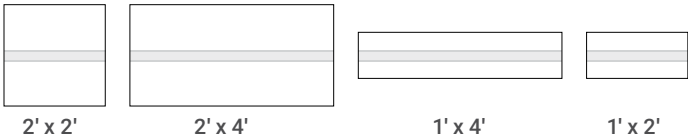
\*Lumens listed are delivered lumens.



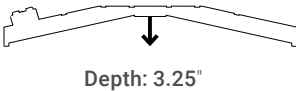


# Construction

Encounter series
Recessed: 2' x 2', 2' x 4', 1' x 4' and 1' x 2'
Metric versions available in all four sizes
Depth: 3.25"
Sustainable materials
cULus damp location / IC Rated
RoHS compliant
Five-year warranty



\*Metric versions available in all four sizes.



# Options

Encounter series
Five stocked lumen packages in two CCTs <ul style="list-style-type: none"><li>- 2' x 2': 2500 and 3400; 2' x 4': 4500, 5400 and 6700</li><li>- Twenty-seven additional lumen packages offered as MTO</li></ul>
Universal (120V/277V) or 347V
Emergency – EL7W and EL14W
Air vented versions
Chicago plenum rated version
Flex wiring configurations
Surface mount kits (field install)






# Controls

## Encounter with integrated sensor controls





The Encounter has not only the latest in WaveStream LED technology, it also acts as a platform for the latest control and communication technologies. The series offers a broad range of connectivity for energy savings and beyond, with choices in both wired and wireless systems, and optional integrated sensors to simplify installation and planning.



Encounter with sensor

Encounter controls and systems options
The Encounter is Powered by Fifth Light, with a standard 1% "HCD" 0-10V continuous dimming driver that works with many types of controls, like dimmers, occupancy sensors, daylighting controls, or lighting relay panels to maximize energy savings
For individual control and out-of-the-box energy savings, Encounter can include an optional factory-installed integrated sensor system (SVPD1) for occupancy, daylight dimming and manual control from within the footprint of the fixture.
Combine safe, low-voltage power delivery and easy to use control with dim-to-dark performance with the Distributed Low voltage Power (DLVP) system module in Encounter. In addition, an integrated sensor system (SLVPD1) adds occupancy, daylight dimming and manual control to the DLVP system.
Expand into fully-addressable systems by specifying DALI - Digital Addressable Lighting Interface 0% (SLTD) or 1% (SLTHD) dimming drivers for use with Fifth Light controls. The Fifth Light software allows fixture-by-fixture programming, yielding energy savings now, and flexibility in the future.
Go wireless and use the Enlighted option (LWIPD1) for a fully integrated sensor system with Internet of Things (IoT) connectivity and configurable software. When equipped with Enlighted, the fixture is individually addressable and senses occupancy, runs itself, and reports back to the system wirelessly.

See ordering information and specification supplements for details on all these control options.

Encounter system compatibility
<div> Greengate energy conservation systems</div> <div> DLVP Distributed Low Voltage Power</div> <div> powered by fifthlight technology</div> <div> Enlighted</div>





### **Lighting Product Lines**

Ametrix  
AtLite  
Corelite  
Ephesus  
Fail-Safe  
Halo  
Halo Commercial  
Invue  
io  
Iris  
Lumark  
Lumière  
McGraw-Edison  
Metalux  
MWS  
Neo-Ray  
Portfolio  
RSA  
Shaper  
Streetworks  
Sure-Lites

### **Controls Product Lines**

Fifth Light Technology  
Greengate  
iLight (International Only)  
iLumin  
Zero 88

### **Connected Lighting Systems**

Distributed Low-Voltage Power  
HALO Home  
iLumin Plus  
Enlighted  
WaveLinx  
Trellix



#### **Cooper Lighting Solutions**

1121 Highway 74 South  
Peachtree City, GA 30269  
P: 770-486-4800  
[www.cooperlighting.com](http://www.cooperlighting.com)

Canada Sales  
5925 McLaughlin Road  
Mississauga, Ontario L5R 1B8  
P: 905-501-3000  
F: 905-501-3172

© 2020 Cooper Lighting Solutions  
All Rights Reserved  
Printed in USA  
Publication No. BR519037EN  
September 9, 2020 5:21 PM

Cooper Lighting Solutions is a registered trademark.

All other trademarks are property of their respective owners.

Product availability, specifications, and compliances are subject to change without notice.