

Project		Catalog #		Type	
Prepared by		Notes		Date	



HALO

HLBFR 4" Fire Rated Slim Canless Downlights

Safe, tested, and trustworthy fixtures that meet the latest fire rating construction codes with a 2-hour certification per testing requirement UL263. The springloaded arms securely hold these canless fixtures directly to fire rated ceiling for a secure, air-tite fit. The HLBFR fixtures are 5-color field-seleCCTable and offer flicker-free 5% dimming making for easy lighting customization. HALO HLBFR fixtures are the ideal solution for apartment buildings, townhomes, condos, and commercial applications where safety is paramount.⁽¹⁾

Typical Applications Residential • Multifamily • Hospitality

Interactive Menu

- Order Information page 2
- Product Specifications page 3
- Energy Data page 4
- Photometric Data page 4
- Product Warranty



Refer to ENERGY STAR® Certified Products List.
Can be used to comply with California Title 24 High Efficacy requirements.⁽¹⁾
Certified to California Appliance Efficiency Database under JAB.



Top Product Features

- Round 4" slim canless downlights suitable for installation in IC (insulation contact) or non-IC fire-rated applications
- Canless springs fit fire-rated ceilings between ½" – 2" thick
- **Lens & Trim:** Slim die-cast trim with textured low-glare prismatic lens
- **Color Temperature (CCT):** 5-color Field-SeleCCTable (2700K, 3000K, 3500K, 4000K, 5000K); 90+ CRI
- **Brightness (@3000K):** 690 lumens
- **Dimming:** Dims to 5% (phase cut LE/TE); 120V input
- AIR-TITE, wet location-listed, and ENERGY STAR®
- 50,000 hrs of maintenance-free operation in damp or wet locations
- 5-year warranty

Order Information

Catalog Number	Module	Lumens (@3000K)	CRI/CCT	Driver	Finish	Packaging
HLBFR407FS5	4-inch Fire Rated Slim Canless Downlights	690 lm	90+ CRI, 5-color Field-SeleCCTable™ CCT: 2700/3000/3500/4000/5000K	5% Phase Cut LE/TE Dimming, 120V 60Hz	Matte White	Recyclable 4-color plastic-free packaging
HLBFR407FS5MB	4-inch Fire Rated Slim Canless Downlights	690 lm	90+ CRI, 5-color Field-SeleCCTable™ CCT: 2700/3000/3500/4000/5000K	5% Phase Cut LE/TE Dimming, 120V 60Hz	Matte Black	Recyclable 4-color plastic-free packaging

Accessories (sold separately)

Accessories
New Construction Mounting Frames² MF4RC = 4" Round New Construction Mounting Frame with ½" Drywall Collar HL4RSMF = 4" Round-to-Square New Construction Mounting Frame New Construction Smash Plate² SP346RS = 3" 4"/6" New Construction Smash Plate (4" & 6" openings convert round-to-square) Extension Cables HLB06FSEC = 6 ft. Extension Cable HLB12FSEC = 12 ft. Extension Cable HLB20FSEC = 20 ft. Extension Cable

² New Construction Mounting Frames / Smash Plates reserve ceiling positions and holds canless junction boxes during rough-in wiring phase.



MF4RC

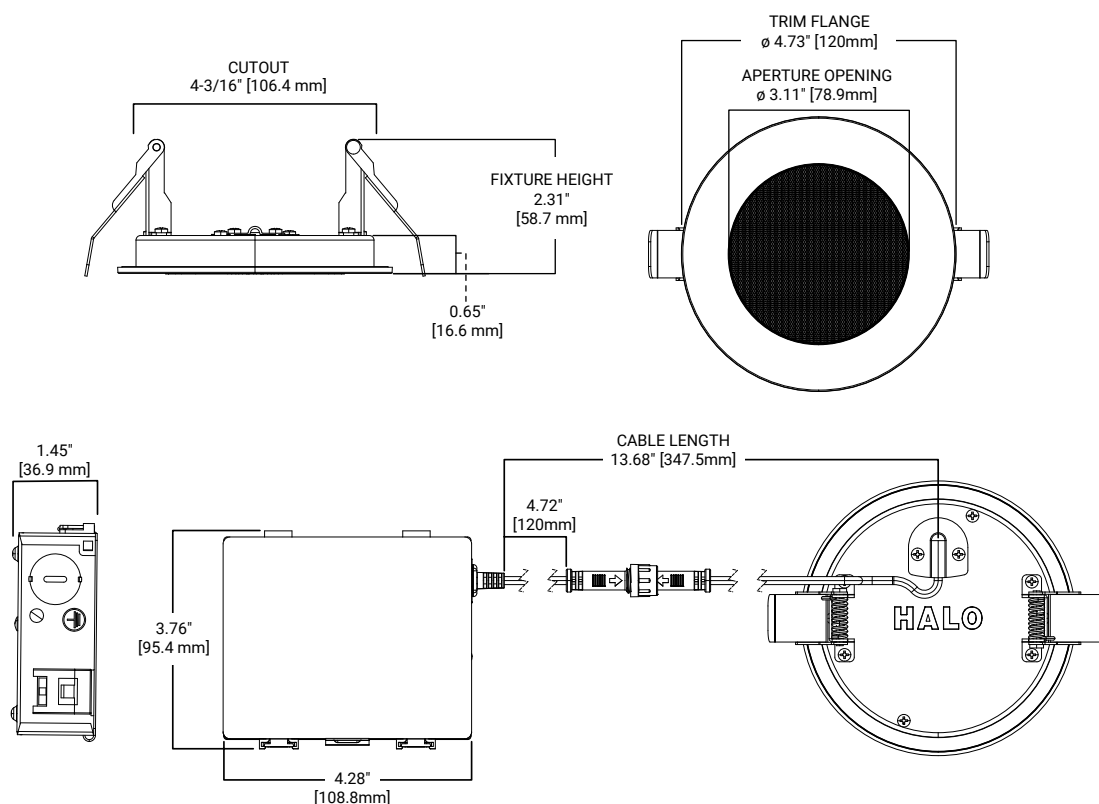


HL4RSMF



SP346RS

Dimensional and Mounting Details



Product Specifications

Module – Trim

- Module construction includes LED array, heat sink, reflector, lens, baffle and trim ring
- Slim die-cast trim with textured low-glare prismatic lens
- Heat sink designed to conduct heat away from the LED array, keeping the junction temperatures below specified maximums, even when installed in insulated ceiling environments

LED Array

- Use the CCT select switch to choose between 2700K, 3000K, 3500K, 4000K, and 5000K CCT
- Factory default color temperature (CCT) is set to bright white (3000K)
- Mid power LED array provides a uniform source with high efficiency and no pixilation
- 90 CRI minimum, R9 greater than 50
- Color accuracy at 4 SDCM in between endpoints, provide excellent color quality and uniformity
- Provides 50,000 hours of maintenance free operation

Optical Assembly

- Textured low-glare prismatic lens
- Impact-resistant polycarbonate
- Diffuse for even illumination
- Optical assembly provides wide light distribution – useful for general area and task lighting
- Meets ENERGY STAR® color angular uniformity requirements

Gaskets

- Closed cell gaskets achieve restrictive airflow requirements without additional caulking

Fire Rating & Certifications

- Compact fire resistant design with reinforced and heat resistant steel casing.
- Fire-rated canless LED recessed downlight withstands temperatures up to 1850°F for up to 2-hours
- Prevents the passage of flames and toxic gases for up to 2 hours in accordance with UL 263 and ASTM E119

Driver

- Integral 120V 60Hz constant current driver provides noise-free, high-efficiency operation
- **Dimmable:** Continuous, flicker-free dimming from 100% to 5% with compatible leading or trailing edge (LE/TE) 120V phase cut dimmers.
 - **Tip:** For optimal dimming performance, consider dimmers with low-end trim adjustment; note that some dimmers require a neutral wire in the box. (See the HLBFR Dimming Guide and then consult dimmer manufacturer for compatibility and conditions of use.)

Remote Driver/ Junction Box

- Plenum rated cable used to connect RLFR and junction box
- Steel driver / junction box with captive hinged junction box cover
- Listed for (6) #12 AWG 90° C splice conductors, 2-in, 2-out plus (2) ground
- (2) 1/2" conduit pry-outs
- (2) Slide-N-Side™ non-metallic (NM) wire traps
- (3) 4-port push wire nuts with clear caps for quick and reliable mains voltage connections
- Integral keyhole mounting slots facilitate direct mounting to building structure or new construction mounting frame

Mounting Retention

- The HLBFR Series is designed to mount directly to 1/2" to 2" thick ceilings
- Not for installation into any recessed housing or third-party junction boxes.
- The fixture and remote junction box may be used in direct contact with insulation.
- For new construction applications, use a new construction mounting frame or smash plate and mount remote junction box to structure/framing
- Installer must cut hole out of ceiling using the included templates and install fixture through the opening with the clips compressed. When released, the spring clips will rest on the back side of the drywall/ceiling material (see installation instructions)

Compliance

- Complies with ASTM E119, UL263 and CAN/ULC S101 and certified to UL standard 1598 and CSA standard C22.2.
- Tested to the 2 hours ceiling construction of L505. Meets most floor-ceiling assemblies such as UL L511, L536, L538, L541, L556, L577, M500, M510, M521 and M543.
- ETL US and Canada Type IC suitable for direct contact with air permeable insulation
- Wet and Damp location listed. Not recommended for use in direct contact with spray foam insulation, reference NEMA LSD57-2013
- Airtight certified per ASTM-E283
- Suitable for use in clothes closets when installed in accordance with the NEC 410.16 spacing requirements
- EMI/RFI emissions per FCC 47CFR Part 15 consumer limits
- Contains no mercury or lead and RoHS compliant ¹
- Photometric testing in accordance with IES LM-79-08
- Lumen maintenance projections in accordance with IES LM-80-08 and TM-21-11
- Can be used for State of California Title 24 high efficacy luminaire compliance. Complies with Title 24 JA8-2022-E. ¹
- Can be used International Energy Conservation Code (IECC) high efficiency luminaire compliance.
- ENERGY STAR® listed, reference database for current listings
- IP44 Ingress Protection rated

Warranty

- Five year limited warranty, consult website for details. www.cooperlighting.com/warranty

Energy Data

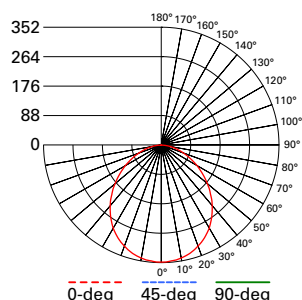
HLBFR407FS5	
Lumens	700 nominal
Input Voltage	120V
Input Current	0.073
Input Power	8.3W
Efficiency	80.60%
Inrush (A)	1.56A @ 122msec
THD	14.50%
PF	0.963
T Ambient	-30°C to +40°C
Sound Rating	<22dBA @ 1 Foot
Efficacy (LPW)	83.1 LPW

HLBFR407FS5MB	
Lumens	700 nominal
Input Voltage	120V
Input Current	0.073
Input Power	8.4W
Efficiency	80.60%
Inrush (A)	1.52A @ 124msec
THD	14.50%
PF	0.961
T Ambient	-30°C to +40°C
Sound Rating	<22dBA @ 1 Foot
Efficacy (LPW)	82.1 LPW

Catalog Number	CCT	Watts	lumens	LPW	CRI
HLBFR609FS5	2700K	8.2	675	82.2	93
	3000K	8.3	690	83.1	93
	3500K	8.1	700	86.4	93
	4000K	8.2	705	86.0	93
	5000K	8.3	710	85.5	93

Catalog Number	CCT	Watts	lumens	LPW	CRI
HLBFR609FS5MB	2700K	8.2	675	82.3	93
	3000K	8.4	690	82.1	93
	3500K	8.3	695	83.7	93
	4000K	8.3	695	83.7	93
	5000K	8.3	695	83.7	93

Photometric Data



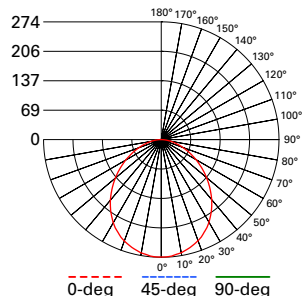
HLBFR407FS5-930

Spacing criterion:
(0-180) 1.22 | (90-270) 1.22 |
(Diagonal) 1.31
Beam Angle: 102°
Field Angle: 159°
Lumens: 690
Input Watts: 8.3 W
Efficacy: 83.1 LPW
UGR: 29.2
Test Report: P96123

Zonal Lumen	Lumens	% Lumens
0-30	206.3	29.9
0-40	332.9	48.2
0-60	561.7	81.4
0-90	690	100

CCT: Range of 2700K - 5000K
warm ————— cool

TM-30-15	Rf = 94
	Rg = 100
CRI/CIE	Ra = 93
	R9 = 60



HLBFR407FS5MB-930

Spacing criterion:
(0-180) 1.21 | (90-270) 1.21 |
(Diagonal) 1.3
Beam Angle: 101°
Field Angle: 158°
Lumens: 690
Input Watts: 8.4 W
Efficacy: 82.1 LPW
UGR: 29
Test Report: P96128

Zonal Lumen	Lumens	% Lumens
0-30	209	30.3
0-40	336.5	48.8
0-60	564.7	81.8
0-90	690	100

CCT: Range of 2700K - 5000K
warm ————— cool

TM-30-15	Rf = 94
	Rg = 100
CRI/CIE	Ra = 93
	R9 = 60

