


Project		Catalog #		Type	
Prepared by		Notes		Date	



# HALO

## H5ICAT / H5ICATNB H5 5" Traditional Socket-Based New Construction Recessed Housings – IC Rated

HALO H5 Housings are ideal for both commercial and residential 2x8 framing applications new construction applications, the entire H5 Series feature an AIR-TITE™ full-frame design, robust construction, Got Nail!® Bar Hangers, Slide-N-Side™ Wire Traps and KOs, feed-through listings, and can be used in both insulation contact (IC) and Non-IC applications. The H5 Series is E26 socket-based making it compatible with all 5-inch HALO LED Trims and Traditional Trims for use with lamps (light bulbs).

**Typical Applications** Residential • Light Commercial



### Interactive Menu

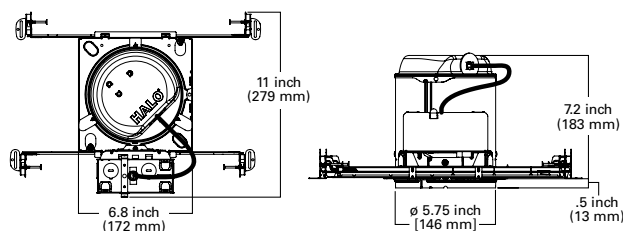
- Order Information page 2
- Product Specification page 3
- Product Warranty

### Top Product Features

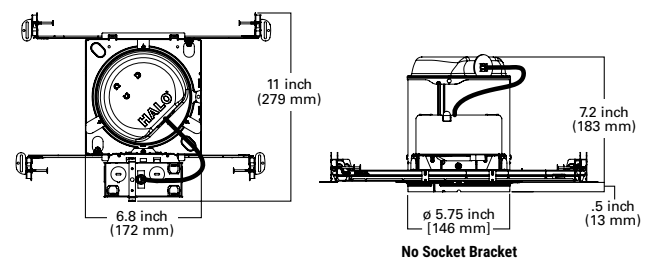
- Ideal for both commercial / residential new construction applications in T-grid or 2x8 framing
- Got Nail!™ Bar Hangers with pre-installed nails, automatic leveling flange, T-grid compatible and more
- Q-Channel bars with Pass-N-Thru™ increase rigidity and stability, while allowing for tool-less shortening (13.5" to 25")
- Plaster Frame with regressed locking screws for locking Bar Hangers and housing adjustment to accommodate up to 1"-thick ceilings
- Junction box with Slide-N-Side™ Wire Traps for fast wiring of non-metallic sheathed cable, along with multiple ½" knockouts for conduit
- Compatible with all 5" HALO LED Trims and Traditional Trims for use with multiple lamp/light bulb types

### Dimensional and Mounting Details

#### H5ICAT



#### H5ICATNB









**Cutout Dimension: 5-1/2" (139.7mm)**




## Order Information




Catalog Number	Description	IC Rating (Insulation Contact)	AIR-TITE™	Bracket	Framing (Plenum Space)	Connection (E26 Socket or Orange LED Quick Connect)	Slide-N-Side™ Wire Traps	1/2" KOs (Knockouts)	Wiring (4-port Push-in Connectors)	Input Voltage
H5ICAT	H5 5" Remodel Recessed Housing	•	•	•	2x8	E26 Medium Base Socket	3	4	3	120V
H5ICATNB	H5 5" Remodel Recessed Housing	•	•		2x8	E26 Medium Base Socket	3	4	3	120V

## Complete your downlights with HALO Recessed LED Trims

(LED Trims sold separately and include E26 Socket Adapter)

Downlights					
					
<b>LTE Recessed LED Trims</b> 4", 5", 6"	<b>LT Recessed LED Trims</b> 4", 5", 6"	<b>RL Recessed LED Trims</b> 3", 4", 5", 6"	<b>RSQ Square Recessed LED Trims</b> 4", 5", 6"	<b>RLD Deep Baffle Recessed LED Trims</b> 4", 5", 6"	<b>ML56 Recessed LED Modules + Trims</b> 5", 6"

Adjustable		
		
<b>LA Recessed Adjustable Gimbal LED Trims</b> 4", 5", 6"	<b>RA Recessed Adjustable Gimbal LED Trims</b> 3", 4", 5", 6"	<b>ML56 Recessed Adjustable Gimbal LED Modules + Trims</b> 5", 6"

Specialty		
		
<b>Night Light Recessed LED Trims</b> 4", 5", 6"	<b>RL Smart Wi-Fi® Recessed LED Trims</b> 4", 5", 6"	<b>RL Dual Zone Smart Wi-Fi® Recessed LED Trims</b> 4", 5", 6"

## Traditional Trims

Traditional Trims for use with lamps (light bulbs)			
Reflectors	Baffles	Adjustables	Lens/Wet Location
<b>5000P</b> = 5" White Open Splay <b>5185SN</b> = 5" Splay, Wide Flange, SN (NON-IC) <b>5185TBZ</b> = 5" Splay, Wide Flange, TBZ (NON-IC) <b>5186TBZ</b> = 5" Splay, Wide Flange, TBZ (IC)	<b>5001P</b> = 5" Metal Baffle Splay, White <b>5010W</b> = 5" White Coilex Baffle <b>5125WB</b> = 5" White Full Baffle, White Self Flange OT Trim <b>5125BKBB</b> = 5" Black Full Baffle, Black Self Flange OT Trim	<b>5130WH</b> = 5" White Eyeball, White Self Flange OT Trim, 35 Degree Tilt (PAR30S Lamp) <b>5135WH</b> = 5" White Eyeball, White Self Flange OT Trim, 35 Degree Tilt (PAR20 Lamp) <b>5165BK</b> = 5" Black Gimbal, Black Self Flange Trim, 35 Degree Tilt (PAR30S Lamp) <b>5165WH</b> = 5" White Gimbal, White Self Flange Trim, 35 Degree Tilt (PAR30S Lamp) <b>5222H</b> = 5" Gimbal Haze Reflector, White Self Flange Trim, 30 Degree Tilt (PAR30S Lamp)	<b>5145WH</b> = 5" White, Shallow Open Shower Trim, White Self Flange (PAR30 Outdoor Lamps)  <b>5054SNS</b> = 5" Frosted Glass Dome Lens, Satin Nickel, Shower Light
<b>5120WH</b> = 5" WH Full Reflector, WH SF OT Trim			

## Product Specifications

### Housing

- Single wall aluminum construction
- Precision rolled interlocking collar maintains aperture geometry for greater assurance of installation results
- Exclusive AIR-TITE™ gasket meets code where required; Seals between housing, frame and finished ceiling (without need for additional caulk)
- May be removed from the plaster frame to provide access to junction box
- Designed for insulated ceilings in direct contact with insulation (may also be installed in non-insulated ceilings)

### Socket Plate

- Rigid construction Adjusts and locks without tools for various lamp sizes
- Socket plate and bracket may be removed when using socket supporting trims
- \* Not available on catalogs that end in "NB" for No Bracket

### Socket

- Porcelain socket with nickel plated brass screw shell
- Snap-in springs secure socket to socket plate, and may be detached when using socket supporting trims
- Overspray protector included

### Plaster Frame

- Housing adjusts in plaster frame to accommodate 3/8" to 1" ceiling thickness
- Galvanized steel construction
- Plaster frame features include:
  - Regressed locking screw for securing hanger bars
  - Cutouts for easily crimping hanger bars in position
  - Halo name embossed on plaster frame
  - The housing may be removed from plaster frame to provide access to the junction box
  - Pre-installed Air-Tite ready ceiling contact gasket

### Got Nail!™ Bar Hanger Bracket

Bar Hanger Features include:

- Pre-installed nail easily installs in regular lumber, engineered lumber and laminated beams
- Safety and guidance system prevents snagging, ensures smooth straight nail penetration and allows bar hangers to be easily removed if necessary
- Automatic leveling flange aligns the housing and lets you hold the housing in place with one hand while driving nails
- Five additional mounting points
- Mounting point on top for hanger wire connection
- Integral T-bar clips snaps onto T-bars -no additional clips required

### q-Channel bars with Pass-NThru™

- q-Channel bars feature a unique inverted "q" interlocking channel for rigidity and stability
- Pass-N-Thru™ feature allows bars to cross-over for tool-less shortening in tight spaces less than 12" without removing from the plaster frame.
- Push bars together and flex at score hole break points
- Housing can be positioned at any point within 24" joist span

### Slide-N-Side™ Repositioning Junction Box

- Hinged and captive door for easy access
- Repositionable J-box can be moved to alternate side of frame to avoid obstructions
- Four Slide-N-Side™ wire traps allow non-metallic(NM) sheathed cable to be installed without tools or without removing knockouts
- Allows wiring connections to be made outside the junction box
- Simply insert the cable directly into the trap after connections are made
- Accommodates the following standard non-metallic (NM) sheathed cable types for both U.S. and Canada: (US) #14/2, #14/3, #12/2, #12/3; (Canada) #14/2, #14/3, #12/2
- Four 1/2" conduit pry-outs accommodate straight conduit runs
- cULus Listed compact 16 in 3 box volume; listed for maximum ten No. 12 AWG or fourteen No. 14 AWG 90° C splice conductors in the box

### Quick Connect™ Push Wire Nuts

- Three 4-port push-in "Quick Connect" wire nuts included
- Speeds installation and increases reliability
- Simply strip and insert supply wires
- No additional wire nuts required

### Universal Locking Screw

- Two recessed locking screw accessible from below the ceiling to secure bar hanger length
- Three recessed locking screws accessible from below the ceiling to secure the housing ceiling thickness
- Universal screw head (hex, slot or Phillips)

### Thermal Protector

- Self-resetting
- Deactivates fixture if overheating occurs due to improper lamping or misapplied insulation

### Trims

- HALO Fit-All concept offers multiple trim options in a variety of design styles and functional beam distributions to control beam angle and lumen delivery in accommodating various lamp types including halogen, compact fluorescent and LED Trims

### Compliance

- Type IC inherently protected, suitable for direct contact to air permeable insulation and cULus listed for damp locations
- Not for use in direct contact with spray foam insulation, consult NEMA LSD57-2013
- Wet location listed in covered ceilings and IP56 certified with select trims
- cULus Listed 1598 luminaire
- cULus Listed damp location
- cULus Listed for wet location, covered ceiling with select trims
- cULus Listed for feed through
- cULus Listed for direct contact with insulation and combustible material\*
- Certified under ASTM E283 (gasket included)
- AIR-TITE™ code compliant; Not exceeding 2.0 cfm (0.944 L/s) air leakage rate tested at a 1.57 psf (75 Pa) pressure differential
- RoHS compliant
- Options to meet Trade Agreements Act requirements

\*Not to be used in direct contact with spray foam insulation (consult NEMA LSD57-2013)

### Warranty

- Five-year limited warranty, consult website for details. [www.cooperlighting.com/warranty](http://www.cooperlighting.com/warranty)