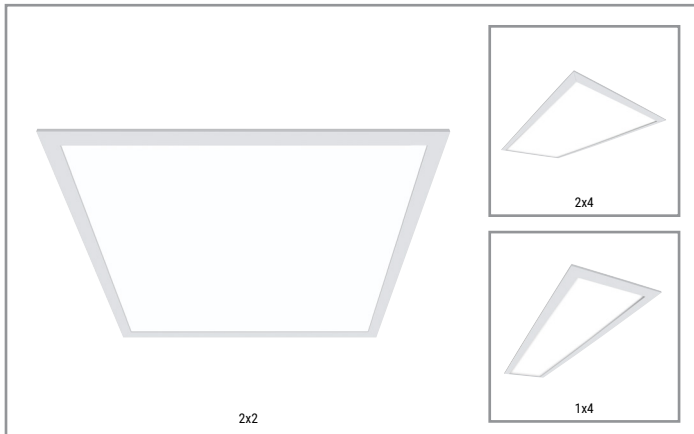


Project		Catalog #		Type	
Prepared by		Notes		Date	



Metalux

CGTS NUV Selectable Lumens and CCT with 120-347V Driver - 2x4/2x2/1x4

LED Backlit Panel
Canada Market Only

Typical Applications

Offices • Education • Healthcare • Retail

Interactive Menu

- Order Information page 2
- Photometric Data page 4
- Product Warranty

Product Certification

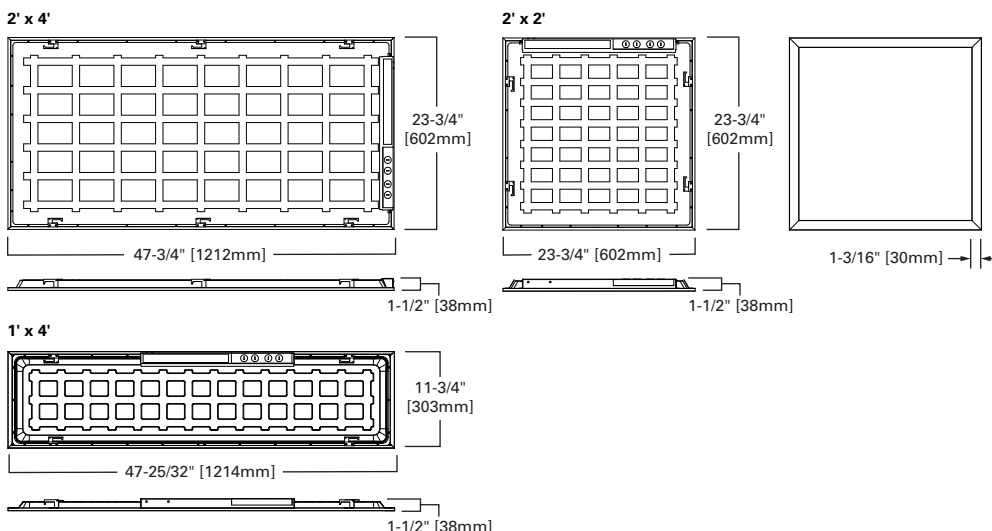


For Canadian Market Only

Top Product Features

- CGTS NUV steel housing is post-painted to increase efficacy, facilitate installation, and inhibit corrosion
- CGTS NUV acrylic micro-optics provide uniform illumination across the entire lens
- CGTS NUV extruded aluminum door frame tightly seals to the housing for optimal performance and aesthetics. Minimum fixture height ideal for shallow plenum.
- CGTS NUV has three color temperature and three lumen package choices for use in a variety of applications
- CGTS NUV selectable switches located on the side of the junction box, for quick and easy adjustment
- NUV 120 - 347V driver with 0-10V dimming, 10% standard

CGTS NUV Dimensions



See page 3 for Junction Box details for CGTS NUV

[additional product diagrams](#)



CGTS NUV Ordering Information/Performance
Default CCT/Lumen Setting: 5000K/High

CGTS NUV Shipping Data

Size	Catalog	UPC	Lumen Setting	CCT	CRI (Min)	Delivered Nominal Lumens	Watts	Efficacy (lm/W)
1x4	14CGTS-NUV	080083247806	Low	3500	85	3513	30.5	115
				4000	86	3735	28.8	130
				5000	85	3617	31.0	117
			Medium	3500	85	3934	35.4	111
				4000	86	4232	33.2	128
				5000	85	4067	35.9	113
			High	3500	85	4342	40.3	108
				4000	86	4712	37.6	125
				5000	85	4486	41.0	109
2x2	22CGTS-NUV	080083247837	Low	3500	85	3515	30.2	117
				4000	86	3732	28.7	130
				5000	85	3625	30.5	119
			Medium	3500	85	3953	34.9	113
				4000	86	4228	33.0	128
				5000	85	4060	35.3	115
			High	3500	85	4361	39.8	110
				4000	86	4676	37.5	125
				5000	85	4462	40.3	111
2x4	24CGTS-NUV	080083247851	Low	3500	85	4182	35.0	120
				4000	86	4352	33.6	130
				5000	85	4333	35.1	124
			Medium	3500	85	4612	39.4	117
				4000	86	4787	37.4	128
				5000	85	4753	39.2	121
			High	3500	85	5633	50.1	113
				4000	86	5962	47.6	125
				5000	85	5898	50.3	117

	1x4	2x2	2x4
Weight (lb.)	4.7	4.4	8.8
Pallet Qty	75	50	25
Pallet Size (in.)	49x53	30x53	30x53

CGTS NUV Options

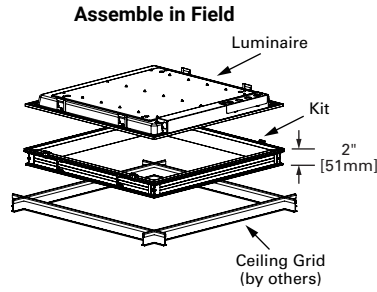
Catalog	Description	Example	Notes
A3/8-4/18GDIM	6' Length, 3/8" Cable, 2 Wire, 2 Dimming Leads, Ground	24CGTS-NUV-A3/8-4/18G DIM	

Regress Frame Ordering Information

Field Assembly Kit

Regress Mount Kit

Catalog No.	Description	UPC	Size
RMK2-14-W	1x4 Regress Mount Kit	080083288021	1x4
RMK2-22-W	2x2 Regress Mount Kit	080083287185	2x2
RMK2-24-W	2x4 Regress Mount Kit	080083288007	2x4



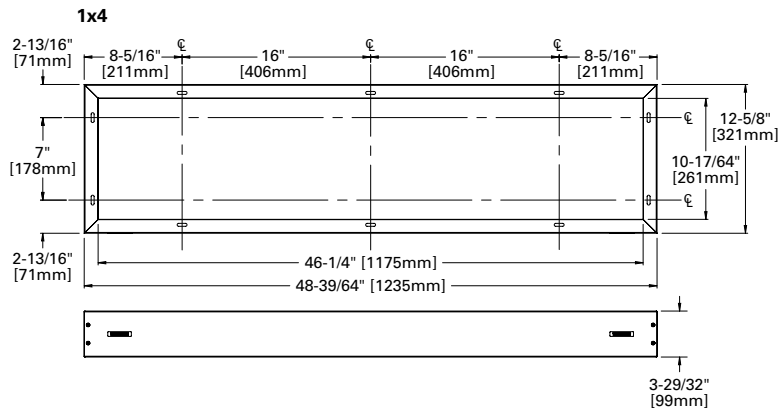
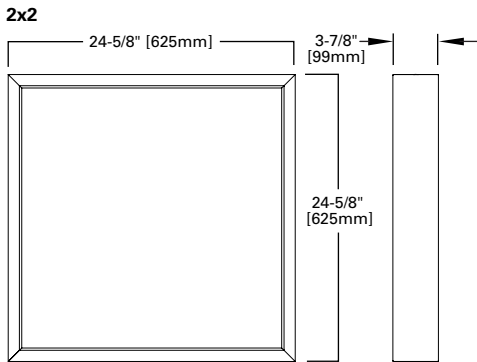
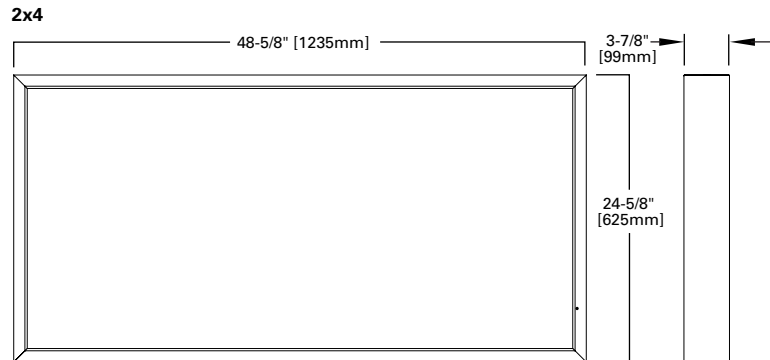
CGTS NUV Accessories

Surface Mounting Options

For project labor savings alternative - reference the [Multi-Mount Selectable Panel](#)

Catalog No.	Description	UPC
CGTSURF24	2x4 CGT Surface Mount Kit	080083083107
CGTSURF22	2x2 CGT Surface Mount Kit	080083083121
CGTSURF14	1x4 CGT Surface Mount Kit	080083083145

Note: Cannot be used with EL7W or EL14W options.



Drywall Frame Kit

Catalog No.	Description	UPC
DF-24W-U	2x4 dry wall frame kit	662401232970
DF-22W-U	2x2 dry wall frame kit	662401232963
DF-14W-U	1x4 dry wall frame kit	662401232949

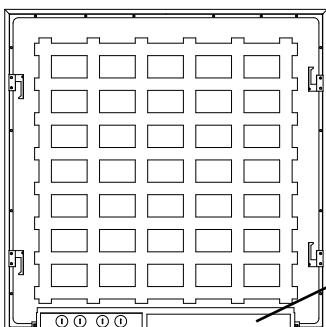
Suspension Kit

Catalog	UPC	Description
FPSUS2-ML	080083277469	2 point Y-hanger suspension kit includes aircraft cable, carabiner, ceiling connection, SO cord, cord connectors and round 4" J-box cover plate

Mounting height from ceiling
Min. = 7-1/4" [184mm]
Max. = 27" [286mm]

CGTS NUV Driver Enclosure / Junction Box

Top View (2' x 2')



Lumen/
Color Select
Switches

**Default CCT/Lumen
Setting: 5000K/High**



CGTS NUV Product Specifications

Construction

- Die-formed steel back plate is post-painted to ensure durability
- Housing is constructed absent of holes
- Aluminum door frame miter cut, and mechanically fastened for a precision fit
- Frame weld and ground, for a seamless appearance

Mounting

- Integral grid clips secure fixture to the ceiling structure
- Accessory CGT EQ clips available to mechanically fasten the clips to the fixture, and the fixture to the ceiling system
- Junction box constructed of code gauge galvanized steel with access plate
- Multiple 7/8" KO's provided, suitable for up to 12AWG wiring
- Surface and suspension kits available for use in grid or hard surfaces. Please note that the Suspension kit will be available in early 2023.
- Factory installed flexible cable with dimming leads available

Controls

- NUV 120-347V driver with 0-10V dimming, 10% standard
- Can be used with tile mounted sensor or other remote mount controls
- Selectable driver for three color temperature choices and three lumen package choices

Electrical

- CGTS NUV projected lumen maintenance based on TM21 testing standards is >L82 @60,000 hours
- Driver rated for FCC part 15 Class B for use in residential or commercial applications
- LEDs are 85 CRI (minimum) and switch to 3500K, 4000K, and 5000K

Optical Shielding

- Acrylic micro-optics enable uniform distribution of LEDs for uniform lens illumination
- Smooth, frosted lens delivers uniform illumination across the entire lens
- Durable lens with surface texture to minimize scratch and impact damage

Certifications

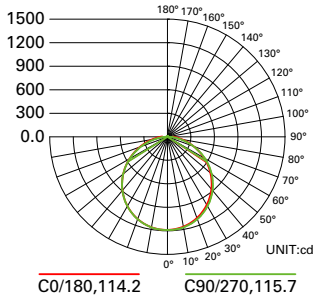
- cULus listed for 25C ambient environments, indoor applications
- UL damp location listed
- IC rated for direct insulation contact
- IESNA LM-79 and LM-80 standards compliant
- Qualifies as State of California Title 24 high efficiency luminaire
- FCC part 15 class B (residential) compliant
- DesignLights Consortium® Qualified and classified for DLC premium. Refer to the DLC Qualified Products list at www.designlights.org/QPL to confirm which versions are qualified
- Meets IP5X rating from the room side with no modification needed

Warranty

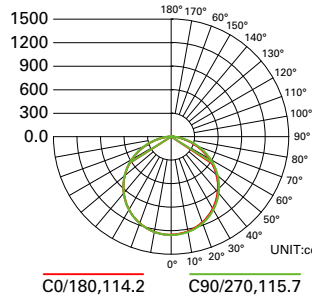
- Five year standard warranty
- Extended ten year warranty available

Photometric Data

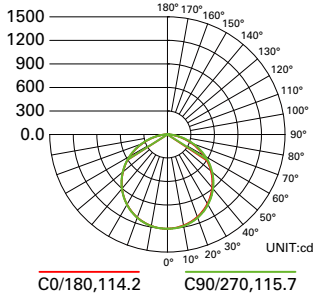
[View IES files](#)



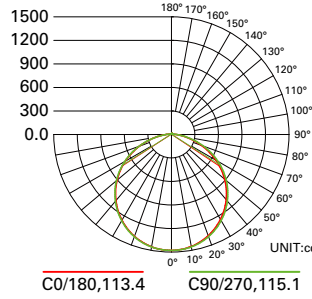
14CGTS-NUV-3035C
 Electronic Driver
 Linear LED 3500K
 Spacing criterion: (H) 1.28 x mounting height, (L) 1.28 x mounting height
 Lumens: 3529
 Input Watts: 30W
 Efficacy: 119.8 LPW
 Test Report: 14CGTS-NUV-3035C.IES



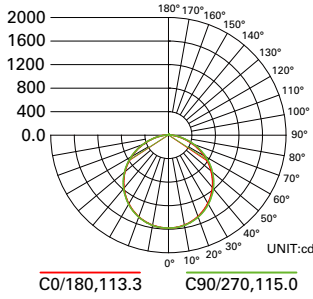
14CGTS-NUV-3040C
 Electronic Driver
 Linear LED 4000K
 Spacing criterion: (H) 1.28 x mounting height, (L) 1.28 x mounting height
 Lumens: 3716
 Input Watts: 30W
 Efficacy: 132.1 LPW
 Test Report: 14CGTS-NUV-3040C.IES



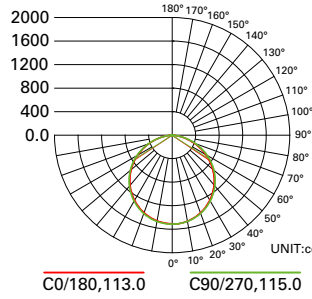
14CGTS-NUV-3050C
 Electronic Driver
 Linear LED 5000K
 Spacing criterion: (H) 1.27 x mounting height, (L) 1.28 x mounting height
 Lumens: 3568
 Input Watts: 30W
 Efficacy: 121.8 LPW
 Test Report: 14CGTS-NUV-3050C.IES



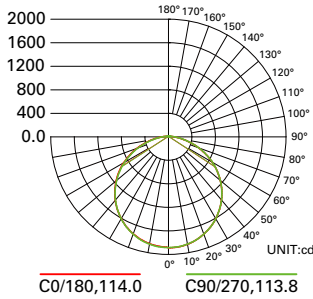
22CGTS-NUV-4035C
 Electronic Driver
 Linear LED 3500K
 Spacing criterion: (H) 1.27 x mounting height, (L) 1.28 x mounting height
 Lumens: 4320
 Input Watts: 40W
 Efficacy: 113.3 LPW
 Test Report: 22CGTS-NUV-4035C.IES



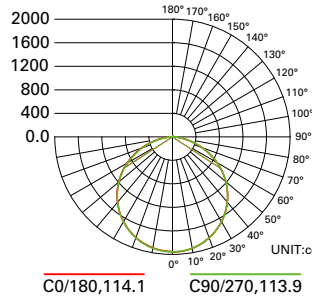
22CGTS-NUV-4040C
 Electronic Driver
 Linear LED 4000K
 Spacing criterion: (H) 1.27 x mounting height, (L) 1.27 x mounting height
 Lumens: 4615
 Input Watts: 40W
 Efficacy: 126.5 LPW
 Test Report: 22CGTS-NUV-4040C.IES



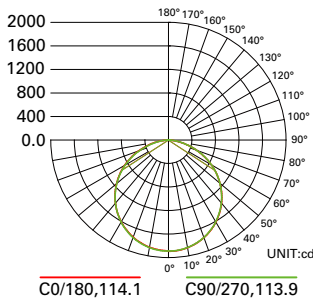
22CGTS-NUV-4050C
 Electronic Driver
 Linear LED 5000K
 Spacing criterion: (H) 1.26 x mounting height, (L) 1.27 x mounting height
 Lumens: 4386
 Input Watts: 40W
 Efficacy: 114.7 LPW
 Test Report: 22CGTS-NUV-4050C.IES



24CGTS-NUV-5035C
 Electronic Driver
 Linear LED 3500K
 Spacing criterion: (H) 1.27 x mounting height, (L) 1.27 x mounting height
 Lumens: 5483
 Input Watts: 50W
 Efficacy: 110.1 LPW
 Test Report: 24CGTS-NUV-5035C.IES



24CGTS-NUV-5040C
 Electronic Driver
 Linear LED 4000K
 Spacing criterion: (H) 1.27 x mounting height, (L) 1.27 x mounting height
 Lumens: 5664
 Input Watts: 50W
 Efficacy: 119.5 LPW
 Test Report: 24CGTS-NUV-5040C.IES



24CGTS-NUV-5050C
 Electronic Driver
 Linear LED 5000K
 Spacing criterion: (H) 1.27 x mounting height, (L) 1.27 x mounting height
 Lumens: 5469
 Input Watts: 50W
 Efficacy: 111.3 LPW
 Test Report: 24CGTS-NUV-5050C.IES

