Project		**Catalog #**		**Type**	
Prepared by		**Notes**		**Date**	



Metalux

14GR LED

1' x 4' LED Troffer
General Recessed LED Troffer
For Use in Insulated Ceilings

Typical Applications
• Office • Schools • Residential • Hospitals • Retail Merchandising Areas

Interactive Menu

- Order Information page 2
- Photometric Data page 3
- Control Solutions page 5
- VividTune™ Color Tuning Solutions page 6
- Product Warranty

Product Certification

Product Features

Top Product Features

- Available in 2' x 4', 2' x 2' and 1' x 4'
- Multiple lumen packages up to 18,000 in 2x4 and 9,000 in 2x2
- Up to 149 lm/W for maximum energy savings versus fluorescent troffers
- Correlated Color Temperatures 3000K, 3500K, 4000K and 5000K at 80 and 90 CRI
- Standard 0-10V continuous dimming driver
- Options to meet Build America, Buy America, Buy American and other domestic preference requirements

Dimensional and Mounting Details

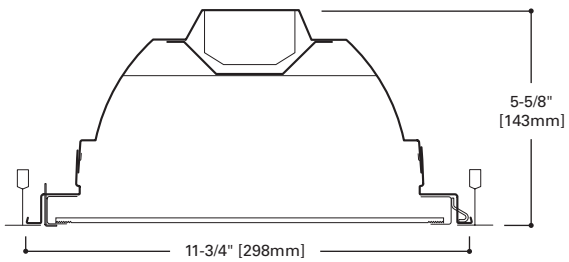

Mounting Data

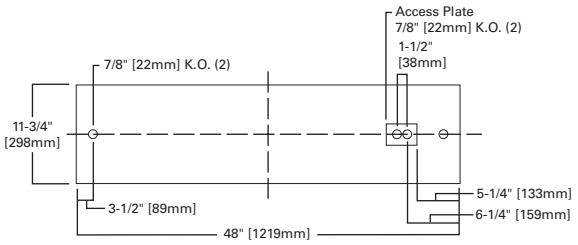

Ceiling Compatibility

G
Grid/Lay-in
Standard

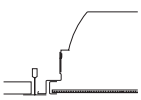

G
Concealed T

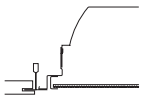

G
Slot Grid

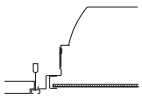

Ceiling Type	Trim Type
Exposed Grid	G
Concealed T	G
Slot Grid	G

Door Frames

GR
Flat, White
Steel

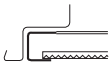

GRFA
Flat, Extruded
White Aluminum

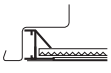

GRRA
Deep, Regressed,
Extruded White Aluminum

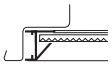

Order Information

SAMPLE ORDER NUMBER: **14GR-LD5-24-F1-UNV-L835-CD1-U**

Domestic Preferences (1)	Rating	Width/Length	Trim Type	Series (3)	Door Frame	LED Type	LED Lumen Output (5)	Shielding
[Blank]=Standard **BAA**=Buy American Act **TAA**=Trade Agreements Act **BABA**=Build America Buy America Act	**[Blank]**=Standard **ATW-SW4**=Chicago Rated	**14**=1' x 4'	**G**=Grid/Lay-in (Standard) (2) **G**=Concealed T **G**=Slot Grid	**R**=General Purpose Troffer	**Standard**=Flat White Steel Door (Leave Blank) (4) **FA**=Flush White Extruded Aluminum c/w Spring Latch **RA**=Regressed White Extruded Aluminum **FAN**=Flush Natural Anodized Extruded Aluminum **RAN**=Regressed Natural Anodized Extruded Aluminum **FAB**=Flush Black Extruded Aluminum **RAB**=Regressed Black Extruded Aluminum	**LD5**=LED 5.0	**20**=2000 (7) **24**=2400 (7) **28**=2800 **32**=3200 **36**=3600 **40**=4000 **43**=4300 **50**=5000 (6) **60**=6000 (6)	**F1**=Pattern 12, Frosted Acrylic, 0.095" thick **F125**=Pattern 12, Frosted Acrylic, 0.125" thick **A**=Pattern 12, Clear Acrylic, 0.095" thick **A125**=Pattern 12, Clear Acrylic, 0.125" thick **A19/156**=Pattern 19, Clear Acrylic, 0.156" thick (8) **FGW080**=Frosted Smooth Acrylic, 0.080" thick
Notes (1) Only product configurations with these prefixes are built to be compliant with the Buy American Act of 1933 (BAA), Trade Agreements Act of 1979 (TAA), or the Build America Buy America Act (BABA). BABA is the minimum Government compliance requirement for the Build America Buy America standards which is part of the Infrastructure and Investment Jobs Act (IIJA). Individual Government Agencies may have more stringent compliance standards. Please refer to DOMESTIC PREFERENCES website or consult the CLS Domestic Preferences team for more information. Components shipped separately may be separately analyzed under domestic preference requirements.			**Notes** (2) An EQ Grid Clip is recommended for all 9/16" ceiling systems.	**Notes** (3) DesignLights Consortium® Qualified and classified for DLC Standard, refer to www.designlights.org for details.	**Notes** (4) Only Standard door frames can support wireguard accessory.		**Notes** (5) Nominal lumen output. See table for actual values. (6) White tuning not available with this model. (7) Not compatible with WN driver.	**Notes** (8) A19/156 lens creates holographic effect on the surface of the lens.

Voltage (9)	Options	Emergency	CCT	Factory Wiring	Driver Type
347V=347 Volt (11) **UNV**=Universal Voltage 120-277 (10) **120V**=120 Volt (12) **277V**=277 Volt (12)	**GL**=Single Element Fuse **GM**=Double Element Fuse	**EL7W**=7-watt 120V-277V emergency battery pack (13) **EL10W**=10-watt 120V-277V emergency battery pack (13) **EL14W**=14-watt 120V-277V emergency battery pack (13) **EL10WSD**=10W emergency battery pack with self-diagnostic installed (13), (16) **EL14WSD**=14W emergency battery pack with self-diagnostic installed (13), (16) **GTR2**=Bodine Generator Transfer Relay (14), (15) **ETRD**=Emergency Transfer Relay with dimming control (14) **WNPS**=WaveLinx with Normal Power Sensing Beacon (17), (18), (19), (20) **WEM**=WaveLinx Enabled UL924 (17), (19), (20)	**L830**=80CRI, 3000K **L835**=80CRI, 3500K **L840**=80CRI, 4000K **L850**=80CRI, 5000K **L930**=90CRI, 3000K **L935**=90CRI, 3500K **L940**=90CRI, 4000K **L950**=90CRI, 5000K **L83050**=80CRI 3000K-5000K White Tuning (21) **L93050**=90CRI 3000K-5000K White Tuning (21) **L82765**=80CRI 2700K-6500K White Tuning (21) **L92765**=90CRI 2700K-6500K White Tuning (21)	**A3/8-4/18GDIM**=3/8" Flex with 0-10V Dimming Leads Multiple other configurations available. See below for details. **A3/8-5/18GDIM**=Flex with 0-10V Dimming leads and Blue for alternate wiring. See below for details.	**CD**=0-10V Driver (10%-100% Dimming) (24), (25) **HCD**=0-10V Driver (1%-100% Dimming) (24), (25) **5LTD**=DALI Driver (5%-100% Dimming) (22) **5LTHD**=DALI Driver (1%-100% Dimming) **SD**=Step Dimming Driver (50% or 100% Dimming) (22) **LH**=Lutron HiLume (LDE1 series) 1%-100% EcoSystem Driver with Soft-on Fade to Black dimming (F) **W2A**=White Tuning, 2 ch, Intensity and CCT Control (23), (24) **SR**=Sensor-ready Driver (1%-100% Dimming)
Notes (9) Products also available in non-US voltages and frequencies for international markets. (10) Not available when specifying emergencies, voltage must be specific. (11) 347V is not available with the W2A driver. (12) Must specify voltage as 120V or 277V when ordering GTR2 option.		**Notes** (13) Factory installed with integral test switch/indicator/laser test. For approximate delivered lumens multiply the lumens per watt of the desired fixture by the wattage of the emergency battery pack (100 lm/W x 7=700 lumens). IES-format photometry for luminaire under emergency operation available. Battery option increases total height by 1 inch. (14) Used to bypass local control during outage. Must be used in conjunction with UL 1008 device (provided by others). GTR2 option includes 2 relays on fixtures with dimming drivers. ETRD option only requires one relay when used on a dimming fixture. (15) Must specify voltage as 120V or 277V when ordering GTR2 option. (16) EL10WSD and EL14WSD not available with 347V. (17) Only available as part of a WaveLinx control system; must order with WLS or WPS sensor. Compatible with UNV CD/HCD drivers only. (18) WNPS is compatible with ESP-L or ESP-P emergency control devices. (19) Cannot be combined with other emergency, control or relay options. (20) For UL924 compliance, WEM and WNPS luminaires must be installed in the same application space.	**Notes** (21) White tuning provides correlated color temperatures (CCT) between 3000K (warm) to 5000K (cool) or 2700K (warm) to 6500K (cool). Must be used in conjunction with W2A.	**Flexible Metal Conduit Options** Flex options available for 0-10V dimming control, DALI dimming control, emergency and night light functions. 72-inch factory-installed and pre-wired to driver, fitted to luminaire housing access plate with 90° enclosed FMC connector. Not all options may be combined and installation ratings vary by type. **A3/8-4/18GDIM series notes:** Factory installed dimming option 3/8" flexible metal conduit with 2-#18 power and ground wires and 2-#18 UL-listed jacketed 0-10V +/- control wires. Meets UL 66, 83, 1479, 1569, 1581, 2556. NEC® 250.118, 300.22(C), 392, 396, 330, 501, 502, 503, 530, 504, 505, 518, 520, 530, 645, 72; Federal Specification A-A-59544 (formerly J-C-30B); all applicable OSHA and HUD Requirements. UL Classified 1-, 2-, and 3-hour through penetration with applicable fire stop product (not included). May be surface mounted, fished and/or embedded in plaster. Cable tray and approved raceway rated, install per NEC®; Environmental Air-Handling Space Installation per NEC® 300.22(C).	**Notes** (22) Step Dim (Bi Level) and DALI only available in 3600 lumen and above. (23) White tuning provides correlated color temperatures (CCT) between 3000K (warm) to 5000K (cool) or 2700K (warm) to 6500K (cool). Must be used in conjunction with W2A. (24) WPS and WPN node used with CD, HCD or W2A drivers only. (25) WLS and WLN node used with CD or HCD drivers only. Integrated options must be used in conjunction with the associated system and may not be compatible with other options or accessories. Please refer to the following: (F) Consult Marketplace Options - Lutron system pages for additional details and compatibility. Compatible only with driver series shown, and may require two or more drivers. Requires field commissioning to operate or dim. Contact Lutron at www.lutron.com

continued next page

Order Information

CONTINUED

No. of Drivers	Options	Integrated Sensing Systems	Packaging	Accessories [31]
1=1 Driver	**PAF**=Painted After Fabrication **G1**=Gasket, Door Frame and Housing **G2**=G1 plus Gasket between Lens and Door **G3**=G1 and G2 plus Gasketing on Mounting Surface of Fixture Trims [26], [27]	**[Blank]**=No Sensor **WLS**=WaveLinx LITE Integrated Sensor, Dim and Daylight, Bluetooth, 8'-15' MH [29], [B] **WPS**=WaveLinx PRO Integrated Sensor, Dim and Daylight, ZigBee, 8'-15' MH [28], [A] **WLN**=WaveLinx LITE Integrated Node, Dim and Daylight, Bluetooth [29], [B] **WPN**=WaveLinx PRO Integrated Node, Dim and Daylight, Zigbee [28], [A]	**U**=Unit Pack **PAL**=Job Pack, out of carton **PALC**=Job Pack, in carton	**EQ-CLIP-U**=T-BAR Safety Earthquake Clips [30] **DF-14W-U**=1' x 4' Drywall Frame Kit **SK-14-WT**=6.6" Tall Surface Mount Kit, 1' x 4'
	Notes (26) Gasketing only available with aluminum door frame. (27) Gasketing minimum .125.	**Notes** (28) WPS and WPN node used with CD, HCD or W2A drivers only. (29) WLS and WLN node used with CD or HCD drivers only. Integrated options must be used in conjunction with the associated system and may not be compatible with other options or accessories. Please refer to the following: (A) Consult WaveLinx PRO system pages for additional details and compatibility. (B) Consult WaveLinx LITE system pages for additional details and compatibility.		**Notes** (30) An EQ Grid Clip is recommended for all 9/16" ceiling systems. (31) Accessories sold separately will be separately analyzed under domestic preference requirements. Consult factory for further information.

Product Specifications

Construction

- Rigid housing is die formed of code gauge prime cold rolled steel
- Full length die-formed stiffeners and unibody endplate for added strength
- Innovative design provides superior lens brightness, uniformity and visual comfort
- Unibody endplates are securely attached with interlocking tabs and screws
- Four auxiliary fixture end suspension points provided
- Endplates have integral Grid-lock feature for safety and convenience

Controls

- Standard with 0-10V dimming driver (10% standard, 1% optional)
- WaveLinx wireless sensor compatible for standalone, controlled, connected, and IoT capability
- Low-voltage sensor and driver compatible for WaveLinx Low-Voltage and DLVP applications
- DALI 2.0, Lutron, and step-dimming available

Electrical

- TM-21 life at 60,000 hours up to L88 and calculated L70 exceeds 162,000 hrs.
- Available in 3000K, 3500K, 4000K or 5000K with a minimum of 80 CRI
- Color accuracy ≤3-Step MacAdam ellipse (SDCM)
- Drivers available in 120-277V and 347V
- Tunable white options available with Cooper Lighting Solutions' VividTune

Emergency Battery Pack Option

- 120V-277V integral emergency battery pack comes in 7-watts, 10-watt, or 14-watts
- Self-diagnostic emergency battery available in 10 or 14-watts (NFPA 101® Life Safety Code®)
- Constant power to the LED system for controlled, predictable discharge
- Integrated test switch/indicator light visible from floor
- Min. 90-minute backup period for code compliance
- Integral emergency transfer relay available for generator equipped power systems

WNPS - WaveLinx Normal Power Sensing

- Normal Power Sensing (NPS) wireless beacon enabled luminaire that signals normal power is present
- Must be ordered with WaveLinx LITE or PRO sensor as part of a WaveLinx control system
- For UL924 compliance, WNPS enabled luminaires with standard product and compatible emergency control devices (ESP-P/ESP-L) must be installed in same application space

WEM - WaveLinx UL924 Emergency Sensor

- Emergency control devices (ESP-P/ESP-L) not required when WEM and WNPS luminaires are installed in the same application space
- For UL924 compliance, order WEM and WNPS luminaires in the same application space
- WEM must be ordered with WLS or WPS sensor as part of a WaveLinx control system

Frame/Optical Shielding

- Die formed, flat steel door with frosted #12 pattern acrylic prismatic lens
- Primary stocking skus come standard with robust .095 lens
- Other options available for maximum versatility
- Replacement lenses available, contact factory

Compliance

- IC rated for insulation contact
- cULus listed for damp locations
- RoHS compliant
- Tested to IESNA LM-79 and LM-80
- Stated life per TM21 standards
- Can be used for State of California Title 24 high efficacy luminaire

BABA Domestic Preference Compliance

- This Cooper product is manufactured in the US and meets the BABA cost of components rule. To verify a configured product with specific accessories and options meets BABA Domestic Preference Requirements; submit this catalog number to Cooper Lighting Quotation team for validation by our Engineering and Manufacturing teams. Our BABA designation is based on the minimum compliance requirement for BABA. Individual Government Agencies may have more stringent compliance standards. Please refer to the DOMESTIC PREFERENCES website or consult the CLS Domestic Preferences team for more information. Components shipped separately may be separately analyzed under domestic preference requirements.

Photometric Data

View IES files

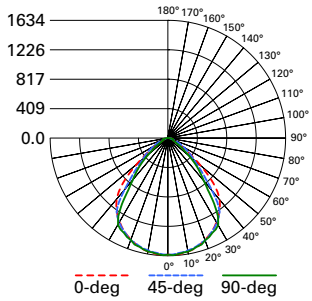

14GR-LD5-32-F1-UNV-L835-CD1-U

Electronic Driver

Linear LED 3500K

Spacing criterion: (II) 1.23 x mounting height, (⊥) 1.24 x mounting height

Lumens: 3126

Input Watts: 25W

Efficacy: 125 lm/W

Test Report: 14GR-LD5-32-F1-UNV-L835-CD1-U.IES

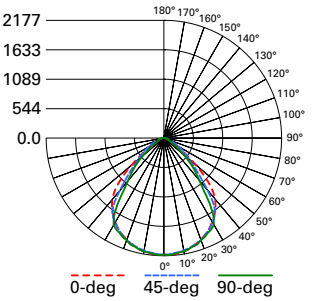

14GR-LD5-43-F1-UNV-L835-CD1-U

Electronic Driver

Linear LED 3500K

Spacing criterion: (II) 1.23 x mounting height, (⊥) 1.24 x mounting height

Lumens: 4163

Input Watts: 33W

Efficacy: 126.1 lm/W

Test Report: 14GR-LD5-43-F1-UNV-L835-CD1-U. IES

Energy and Performance Data

Stock or MTO	Catalog Logic (Rectilinear Shielding)	Delivered Lumens	Watts	Efficacy (lm/W)	Glare Performance	
					UGR (1)	Max Luminance (1)
MTO	14GR-LD5-20-F1-UNV-L835-CD1-U	1975	16	123	13.3	2150
MTO	14GR-LD5-24-F1-UNV-L835-CD1-U	2301	18.5	124	13.8	2505
MTO	14GR-LD5-28-F1-UNV-L835-CD1-U	2713	23.3	117	14.4	2954
MTO	14GR-LD5-32-F1-UNV-L835-CD1-U	3126	25	125	14.9	3403
MTO	14GR-LD5-36-F1-UNV-L835-CD1-U	3570	29	123	15.3	3886
MTO	14GR-LD5-40-F1-UNV-L835-CD1-U	3818	31.3	122	15.6	4156
MTO	14GR-LD5-43-F1-UNV-L835-CD1-U	4163	33	126	15.9	4532
MTO	14GR-LD5-50-F1-UNV-L835-CD1-U	4868	41	119	16.4	5300
MTO	14GR-LD5-60-F1-UNV-L835-CD1-U	5907	52.1	113	17.1	6431

Notes:
(1) UGR values per CIE 190:2010 with 4H, 8H, Reflectance: 70% Ceiling, 50% Wall, 20% Ref. Plane.

Luminance measured at 45-90 degrees from nadir.

UGR and Luminance values that meet WELL v2 L04 requirements for Managing Glare are shown with green highlighted cell (UGR < 16, Luminance < 6,000).

UGR and Luminance values that meet LEED v4.1 requirements for Glare Control are shown with green text (UGR < 19, Luminance < 7,000).

Key

	Meets WELL v2
TEXT	Meets LEED v4.1

Lumen Calculator

CCT Multiplier	80+CRI/90 CRI
3000K	0.99
3500K	1.00
4000K	1.03
5000K	1.02

Example of Lumen Adjustment Calculation

14GR-LD5-32-F1-UNV-L835-CD1-U
at 90CRI at 3500K

Lumen Adjustment Factor = 1.00

Total Light Output = 3,126 lm x 1.00 = 3,126 lm

Efficacy = $\frac{3{,}126\ lm}{25W}$ = 125 lm/W

Lens Table

Approximate Lumen Multiplier	
F1	1.00
F125	1.00
A125	1.00
A	0.97
A19/156	0.95
FGW080	0.85

Lumen Maintenance

Ambient Temperature	TM-21 Lumen Maintenance (60,000 hours)	Theoretical L70 (Hours)
25°C	> 88%	> 162,000

Shipping Data

Catalog No.	Wt.	Pallet
14GR-LD5-32	10 lbs.	24

TM-30 DATA FOR 90 CRI (3000K)

ANSI/IES TM-30-18 Color Rendition Report

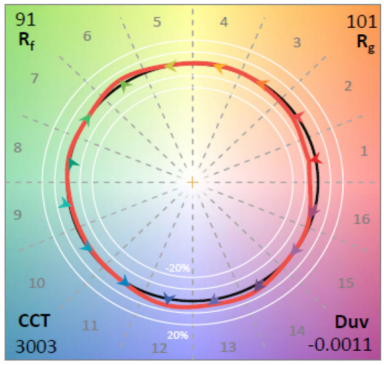

Reference Illuminant — Test Source

TM-30 DATA FOR 90 CRI (3500K)

ANSI/IES TM-30-18 Color Rendition Report

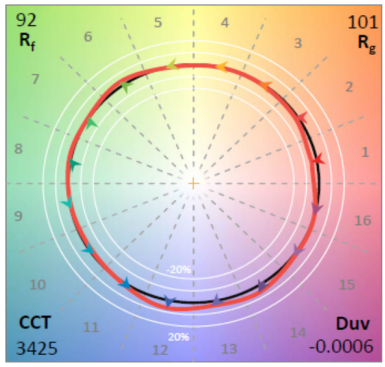

Reference Illuminant — Test Source

TM-30 DATA FOR 90 CRI (4000K)

ANSI/IES TM-30-18 Color Rendition Report

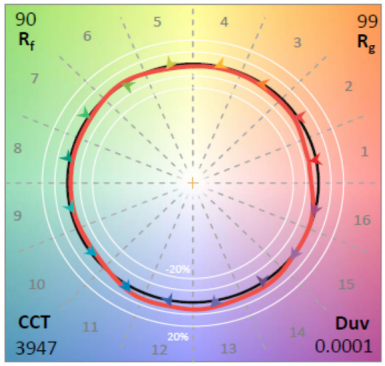

Reference Illuminant — Test Source

TM-30 DATA FOR 90 CRI (5000K)

ANSI/IES TM-30-18 Color Rendition Report

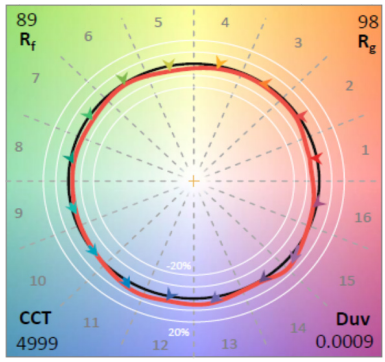

Reference Illuminant — Test Source

TM-30 data is extrapolated from LM-79 integrating sphere tests. Contact factory for specific TM-30 data.

CRI	CCT	CRI	R_f	R_g	R9
80+	3000K	93	91	101	57
	3500K	95	92	101	73
	4000K	92	90	99	60
	5000K	93	89	98	69

Control Solutions

- WaveLinx LITE wireless
- WaveLinx PRO wireless
- WaveLinx CAT wired
- WaveLinx DALI wired

WaveLinx Digital Lighting Control Solutions

Integrated Sensor Coverage Pattern

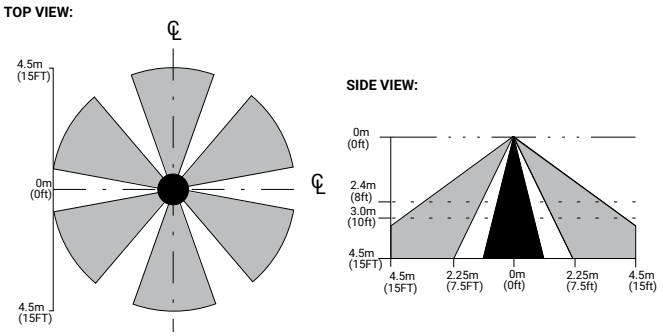

***Note**: Installation of integrated sensors within 3-ft (1m) of HVAC air vents is not recommended. The pattern shown is intended solely as a general guide and is not to scale.*

With Integrated WaveLinx Sensor	With Integrated WaveLinx Node
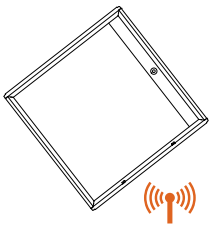	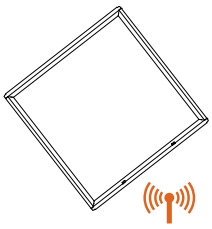

Add a hidden WaveLinx Node (WPN, WLN) to your space lighting design!

To:

- Keep luminaire aesthetics
- Connect fixtures without space for a sensor, such as downlights
- Connect sealed fixtures without a standard sensor option such as products for clinical space

The GRLED with WaveLinx offers no-hassle lighting control with multiple luminaire level control solutions.

WaveLinx by Cooper Lighting Solutions is a wired and wireless solution for a single room, a parking lot, or an entire campus, helping meet energy codes, reduce energy use, and create healthier environments. As a true hybrid architecture, it enables the seamless integration of DALI, CAT, and PRO technologies and luminaires for unmatched reliability and flexibility, with sensor-enabled luminaires that can also share data with the WaveLinx CORE platform, further improving operations across office, education, healthcare, warehouse, and parking garage applications.

WaveLinx LITE is a Bluetooth wireless digital lighting control solution with out-of-the-box functionality that saves energy and meets energy codes. It's designed for applications that require occupancy-based, daylighting, or manual light control using WaveLinx LITE-enabled luminaires and a mobile app for cost-effective projects.

WaveLinx PRO is a Zigbee wireless solution that offers a rich portfolio of devices, WaveLinx PRO-enabled luminaires, and a mobile app and the WAC (WaveLinx Area Controller). It offers advanced energy savings and deep data integration to improve the occupant experience.

WaveLinx CAT is a scalable CAT5-wired solution for a single room and connected spaces, supporting applications that require occupancy-based, daylighting, or manual light control, with self-commissioning to meet energy codes and maximize energy savings.

WaveLinx DALI is a powerful two-wire DALI-2 solution for connected spaces, combining open-standard devices enabling interoperability with the simplicity of WaveLinx app-based commissioning. It delivers deterministic wired control, granular addressability, and tunable white.

Integrated Controls Options

Option	Out of the Box Functionality	Luminaire Level Lighting Control (LLLC)	Automatic Dimming Photocell	Occupancy Sensing	CCT Control*
WLS (WaveLinx LITE Sensor)	X	X	X	X	
WLN (WaveLinx LITE Node)		X			
WPS (WaveLinx PRO Sensor)		X	X	X	X
WPN (WaveLinx PRO Node)		X			X

Note: *WaveLinx utilizes scenes to allow users to change an area's fixtures Correlated Color Temperature (CCT) and intensity using a commissioned wireless wallstation scene controller. To enable CCT adjustments through WaveLinx, include WPS or WPN devices in addition to VividTune or BioUp technologies for integrated fixture control. WPS with CCT controls the intensity of the fixture; an additional, externally mounted control device is needed to control the CCT. See RSP-P-010-347

The WNPS and WEM (**UL924** option) only available with WLS or WPS sensors. Must be specified when ordered. WEM must be associated with a group that includes a normal power sensing device to receive NPS beacon. Learn more about WaveLinx EM here.

WaveLinx EM

The WaveLinx Emergency (WEM) solution offered by WaveLinx wireless (PRO and LITE) makes it easy to design your UL924 certified emergency lighting solution. Fixture-integrated WaveLinx Emergency Modules (WEM) override lighting controls and increases light output to emergency level (100%) until normal power is restored. Needs programming. WaveLinx emergency systems are designed to meet UL 924 standards. Learn more here.



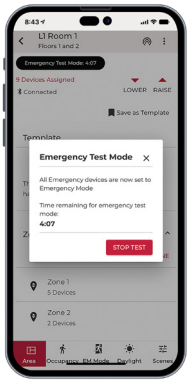

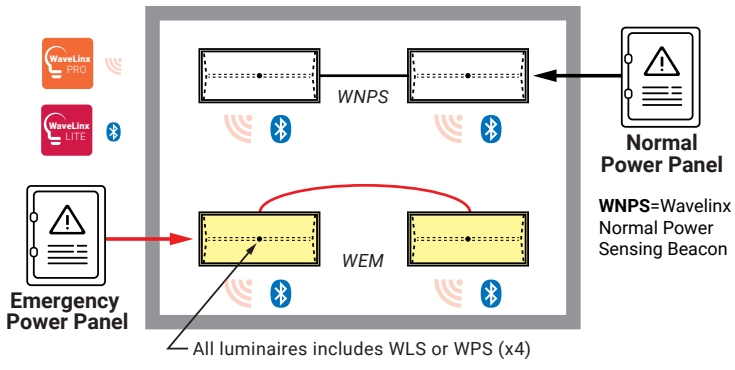

VividTune™
color tuning solutions

14GR LED with VividTune Tunable White

VividTune tunable white luminaires from Cooper Lighting Solutions deliver high-quality light in a broad range of continuously variable color temperatures and intensities. Create a dynamic environment by adjusting the ambient light warmer or cooler to influence mood, support the task at hand, or create a dramatic ambience. The ability to control correlated color temperature and intensity separately using simple controls is the next evolution of LED lighting for the commercial, educational, healthcare and hospitality space. The unparalleled flexibility and number of available lighting environments enable users to find the right light with tunable white.

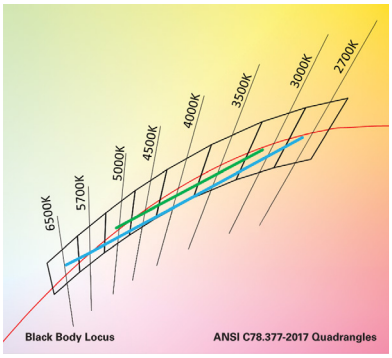

Performance Data*

Tunable White - Lumen Adjustment Factors (example only)				
CCT	3000K-5000K		2700K-6500K	
	80 CRI	90 CRI	80 CRI	90 CRI
2700K	-	-	0.922	0.787
3000K	0.949	0.781	0.948	0.818
3500K	1.004	0.853	0.981	0.859
4000K	1.054	0.922	1.002	0.887
4500K	1.064	0.938	1.020	0.910
5000K	1.064	0.938	1.034	0.928
6500K	-	-	1.049	0.953

1' x 4' GRLED - Example of Approximate Lumen Calculation			
	Standard Catalog #	VividTune 80 CRI Catalog #	VividTune 90 CRI Catalog #
CCT Setting	14GR-LD5-32-F1-UNV-L835-CD1-U	14GR-LD5-32-F1-UNV-L83050-W2A1-U	14GR-LD5-32-F1-UNV-L93050-W2A1-U
3000K	-	3090	2544
3500K	3257	3270	2780
4000K	-	3434	3002
4500K	-	3466	3054
5000K	-	3466	3054

Controlling VividTune Tunable White

VividTune luminaires make tunable white more accessible by using simple and familiar controls. From wall dimmers to wireless controls, VividTune tunable white luminaires are compatible with industry standard 0-10V dimming controls. A single 0-10V dimming input is used to control intensity (brightness) while a second 0-10V dimming input is used to adjust CCT. For suggested control configurations, go to www.cooperlighting.com for tunable white application guides.

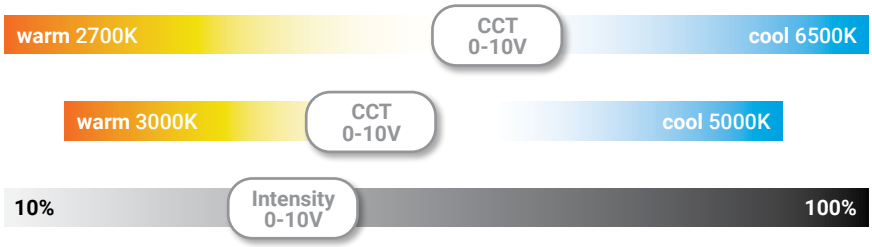

Example of Lumen Adjustment Calculation

14GR-LD5-32-F1-UNV-L83050-W2A1-U at 80 CRI tuned to 3500K

Adjusted Lumen = published lm x adjusted lm factor

Adjusted Lumen = 3257 x 1.004

Adjusted Lumen = 3270 lm

** Lumen adjustment factors are for reference and may be different for each product selected. Refer to IES files for actual performance data on each.*

Emergency Lighting

All buildings have to comply with emergency lighting codes to maintain their certificate of occupancy.
To enable this, Cooper Lighting Solutions has created multiple offerings to suit the building type and luminaire type.

Options to Enable Emergency (Stand Alone)

	Standard	Self-Diagnostic	FirstLink Connected ETO for Factory-Installed Only
Metalux Recessed, HALO, APG, Outdoor Medium forward voltage LED arrays usually 20-60V DC	**Batteries**: EBPLEDL7W, EBPLEDL14W **Inverters**: INVM-10W-AD	**Batteries**: EBPLED10WSD, EBPLED7.5WSD **Inverters**: INVM-25W-ADSD, INVM-50W-ADSD	**Batteries**: EBPLEDL10SF, EBPLEDL6SF
Metalux Industrial High forward voltage LED arrays usually 90-200V DC	**Batteries**: EBPLEDC1HV **Inverters**: INVM-10W-AD, INVM-100W-AD	**Inverters**: INVM-25W-ADSD, INVM-50W-ADSD	
How is emergency lighting inspection done?	Turn breakers off Walk around the building and collect compliance data.	No need to turn breakers off. Walk around, look up and collect compliance data.	No need to turn breaker off, No walking around. Open the app, push a button, and collect compliance data.

NOTE: 1. For factory installed First-Link EBP, order xSF option. Example: ETO_22CZ2-34HE-UNV-EBP10SF-L835-CD1-U (see Luminaire Order Info)
2. For factory installed standard EBP. Example: 22CZ2-34HE-UNV-EL7W-L835-CD1--U

Connected Emergency Lighting

ETO via Factory-Installed Only

Use our Connected Emergency Lighting products (FirstLink) to reduce the cost of compliance.

FirstLink is a complete and fully code compliant connected emergency egress lighting system comprised of FirstLink enabled exit signs, unit equipment, emergency LED drivers and the FirstLink application. The monthly and annual tests can be scheduled to be performed on a cadence. And the FirstLink app easy, instant access to compliance information and your system status. Reports can be easily exported to prove the system compliance status is 100%.

Compliance

- Avoid costly non-compliance fines
- Helps reduce risks and insurance premiums

Convenience

- No ladders
- No documentation
- No searching for reports during an inspection.

Control

- Scheduling: Adjust the frequency and timing of testing.
- Troubleshooting: Receive complete product status information.
- Customization: Create custom groups and zones.

How does FirstLink work?

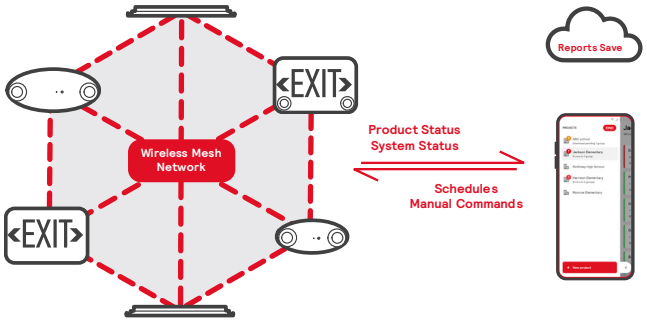

FirstLink is a standalone wireless mesh network that connects all devices and ensures a reliable connection through the network, even during the loss of individual devices.

If the app can communicate with just one device, the status of all devices can be read. Once the status is downloaded, the data is uploaded and saved to the cloud.

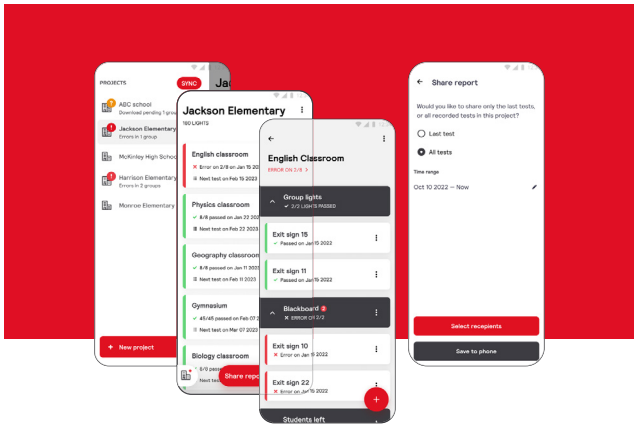

The FirstLink App

Complete control is in your hands

The FirstLink app is your portal to the FirstLink system. This easy-to-navigate iOS and Android application gives you the ability to configure your system, view and export results, change testing schedules, and more.

Cooper Lighting Solutions
1121 Highway 74 South
Peachtree City, GA 30269
P: 770-486-4800
www.cooperlighting.com

© 2026 Cooper Lighting Solutions
All Rights Reserved.

Specifications and dimensions subject to change without notice.