

## DESCRIPTION

The F-Bay I8 series is an outstanding solution for high mounting height industrial or retail applications. The F-Bay I8 optic has been optimized to provide maximum performance from T8 lamps. Optional uplight component is provided to enable excellent ceiling uniformity. The I8s high lumen package allows the benefits of fluorescent to be applied at high mounting heights that were traditionally exclusive to H.I.D. The primary benefits include exceptional color rendering, high system efficacy, 95% lumen maintenance, long lamp life, instant on/instant re-strike, economical dimming, and uniform brightness control. Primary applications include "big box" retail, shopping malls, light industrial, school gymnasiums, etc.

## SPECIFICATION FEATURES

### Construction

Specification grade full body housing, end plates and socket tracks are die formed cold rolled steel in 4' or 8' lengths. The housing features an integral ballast channel that adds strength and provides numerous KOs for easy installation.

### Electrical

Class "P" ballasts are positively secured by mounting bolts. Rotor-lock Bi-Pin lampholders and optional top ballast access plate enables service from above without disturbing the internal optics. Optional modular power receptacle meets UL2459 and NEC 410.73 and is UL/cUL rated for make and break under load from outside the luminaire to speed maintenance. UL/cUL listed. Suitable for damp locations.

### Finish

Electrostatically applied baked white enamel finish is preceded by a multistage cleaning cycle, iron phosphate coating with rust inhibitor.

### Downlight/Uplight Optics

Optical modules are fully enclosed inside housing to protect against damage. Die formed reflectors are faceted for efficiency and control with two optical distributions – medium and wide. Medium beam optical modules utilize 95% specular aluminum finish. Open downlight design optimizes performance with uplight slots available as an option for nominal 8% uplight component. An optional attractive thin blade white baffle adds longitudinal shielding. A clear or frosted white acrylic lens is also available. Optional heavy duty wireguard can be used with or without the lens or baffle. Latched retention of shielding options (safety leader restraints) allow for easy access.

### Mounting

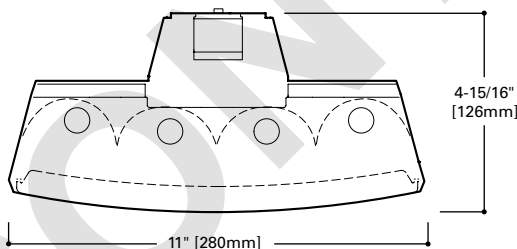
The I8 series is suited for surface, suspension mounting with optional wire hook and chain set, stem or cable mounting. Top connector box mounting is also available. Narrow 11" housing allows mounting within 12" horizontally from the nearest edge of the sprinkler deflector.

### Options

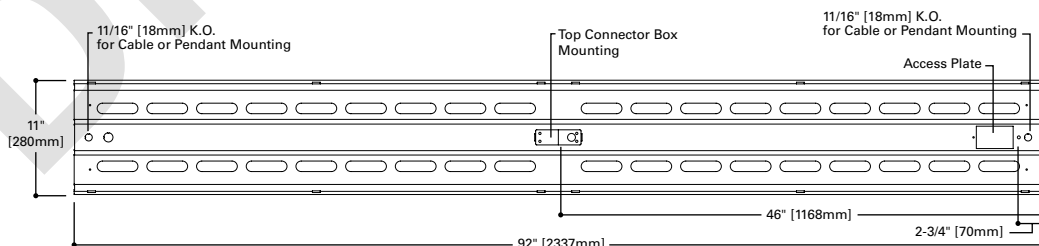
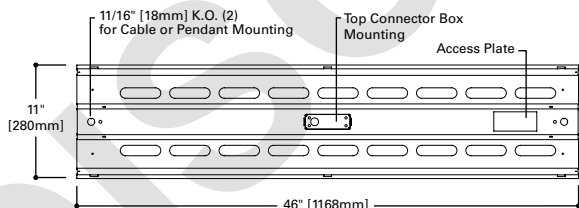
Integral Occupancy Sensor available and provides from 600 sq. ft. (MS) up to 1250 sq. ft. (MSO) of coverage at a maximum mounting height of 40'.

### Compliance

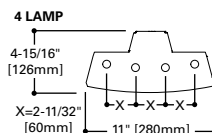
Options to meet Buy American and other domestic preference requirements.



## MOUNTING DATA



## LAMP CONFIGURATIONS



4 LAMP

4-15/16" [126mm]

X=2-11/32" [60mm]

11" [280mm]



## I8 SERIES

4' OR 8'  
4 LAMPS

T5 Linear Fluorescent High-Bay Lighting System



## ENERGY DATA

Input Watts:

**EB Ballast**  
432=109  
4T332=218

**EB/Plus Ballast**  
432=147  
8T432=294

**ER Ballast**  
432=112  
8T432=224

**ER/Plus Ballast**  
432=144  
8T432=288

Luminaire Efficacy Rating

**LER = 90**

**Catalog Number: I8-432-UNV-UPL**

**Yearly Cost of 1000 lumens,**  
**3000 hrs at .08 KWH = \$2.66**

\*Reference the lamp/ballast data in the Technical Section for specific lamp/ballast requirements.

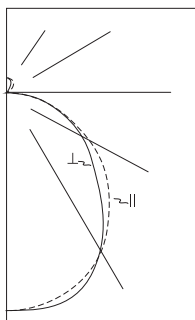
\*\*Consult Pre Sales Technical Support.

## LINEAR DISCONNECT

Designed to provide safe and convenient means of disconnecting power



PHOTOMETRICS



**18-432-UPL**  
 (1) Electronic Ballast  
 (4) F32T8 Lamps  
 3100 Lumens

Spacing criterion:  
 (H) 1.3 x mounting  
 height, (D) 1.2 x  
 mounting height  
 Efficiency 91%

Test Report:  
 P31549C

LER =90

Yearly Cost of 1000  
 lumens, 3000 hrs at  
 .08 KWH = \$2.66

**Coefficients of Utilization**

rc	Effective floor cavity reflectance																	
	80%				70%				20%									
rw	70	50	30	10	70	50	30	10	50	30	10	50	30	10	50	30	10	0
<b>RCR</b>																		
<b>0</b>	108	108	108	108	105	105	105	105	99	99	99	95	95	95	90	90	90	88
<b>1</b>	98	94	90	87	96	92	88	85	87	85	82	83	81	79	80	78	76	74
<b>2</b>	90	82	76	71	87	80	75	70	77	72	68	73	69	66	70	67	64	62
<b>3</b>	82	72	65	59	79	71	64	58	68	62	57	65	60	56	62	58	54	52
<b>4</b>	75	64	56	50	73	63	55	50	60	54	49	58	52	48	55	51	47	45
<b>5</b>	69	57	49	43	67	56	49	43	54	47	42	52	46	42	50	45	41	39
<b>6</b>	64	52	44	38	62	51	43	38	49	42	37	47	41	36	45	40	36	34
<b>7</b>	59	47	39	34	57	46	39	33	44	38	33	43	37	32	41	36	32	30
<b>8</b>	55	43	35	30	53	42	35	30	41	34	29	39	33	29	38	33	29	27
<b>9</b>	51	39	32	27	50	39	32	27	37	31	27	36	30	26	35	30	26	24
<b>10</b>	48	36	29	24	47	36	29	24	35	28	24	34	28	24	33	27	24	22

**Zonal Lumen Summary**

Zone	Lumens	%Lamp	%Fixture
<b>0-30</b>	3130	25.2	27.7
<b>0-40</b>	5082	41.0	45.0
<b>0-60</b>	8690	70.1	77.0
<b>0-90</b>	10910	88.0	96.7
<b>0-180</b>	11286	91.0	100.0

**Luminance Data**

Angle in Deg	Average 0-Deg cd/sm	Average 45-Deg cd/sm	Average 90-Deg cd/sm
<b>45</b>	11268	10891	9943
<b>55</b>	10715	9546	9369
<b>65</b>	9905	8985	9782
<b>75</b>	8258	9027	8684
<b>85</b>	3408	4357	3935

**Candela**

Angle	Along H	45°	Across L
<b>0</b>	3944	3944	3944
<b>5</b>	3959	3950	3975
<b>10</b>	3905	3920	3964
<b>15</b>	3814	3865	3934
<b>20</b>	3686	3779	3835
<b>25</b>	3528	3656	3616
<b>30</b>	3337	3442	3331
<b>35</b>	3117	3164	3010
<b>40</b>	2871	2851	2687
<b>45</b>	2602	2515	2296
<b>50</b>	2317	2167	2001
<b>55</b>	2007	1788	1755
<b>60</b>	1691	1485	1577
<b>65</b>	1367	1240	1350
<b>70</b>	1035	1035	1067
<b>75</b>	698	763	734
<b>80</b>	372	435	378
<b>85</b>	97	124	112
<b>90</b>	7	16	11

**Modular F-Bay Power Supply Option**

Cooper Lighting's F-Bay Modular Power Supply option is available for use with all F-Bay products. The modular power supply allows external fixture access for safe and easy servicing. There is no need to remove lamps or reflectors to disconnect fixture power with F-Bay Modular Power Supply. Access to the individual fixture's power supply allows servicing without turning off all the fixtures, disrupting occupants. F-Bay Modular Power Supply is a time-saver in installation – **simply plug & power.**



1. Modular Power Supply Receptacle supplied mounted into fixture Access Plate
2. Modular Power Cord & Plugs in 120, 277, 347, & 480V configurations for easy plug & power into existing supply

No internal fixture access required for installation or disconnecting power

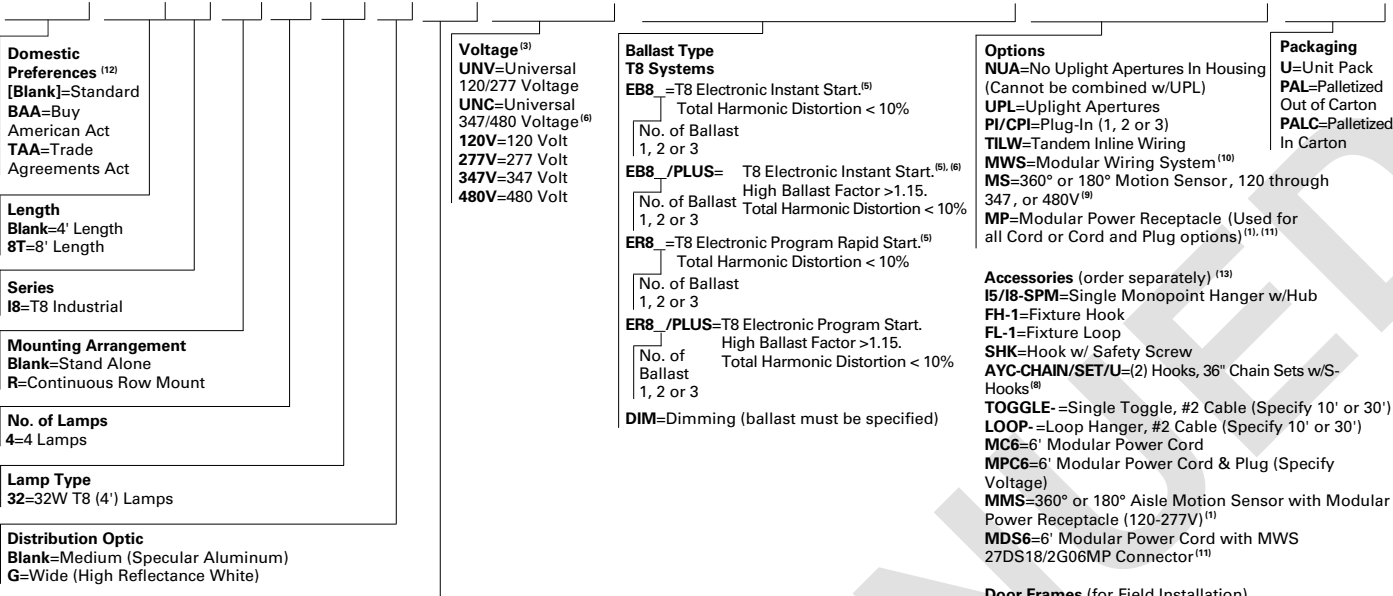
Modular Motion Sensor Option supplied with Mounting Box and Modular Power Supply Receptacle

**Code Compliance**

- UL/cUL Certified for Make/Break under load (UL2549)
- Meets NEC requirements for ballast disconnect (NEC 410.73G)
- Allows for addition of Occupancy Sensor without hard connections
- Receptacles complete with insulating/dust cap

**ORDERING INFORMATION**

SAMPLE NUMBER: 8T18-432-L8830-UNV-EB81/PLUS-UPL-U



**Shielding Options**  
**Blank**=Open  
**TBW**=Thin White Baffle  
**FL**=Frosted Acrylic Lens & Frame<sup>(2)</sup>  
**CL**=Clear Acrylic Lens & Door Frame  
**WG**=Heavy Duty Wireguard

**NOTES:** <sup>(1)</sup>Requires use of MC\_ or MPC\_cord accessories, specify voltage for plugs. <sup>(2)</sup>Use with wide distribution optic only. <sup>(3)</sup>Voltage must be specified when ordered with plugs, motion sensor or emergency ballasts. <sup>(4)</sup>E8T ballast systems suitable for operation in ambient environments up to 104°F (40°C). <sup>(5)</sup>ER8 and EB8 ballast systems suitable for operation in ambient environments up to 122°F (50°C) in open upright configurations. <sup>(6)</sup>2 lamp ballast configurations only in T5 UNC versions. 2/3 lamp ballast configurations in EB/PLUS only for T8 UNC. <sup>(7)</sup>EHT ballast systems suitable for ambient environments not to exceed 149°F (65°C) in open upright configurations and less lens option. <sup>(8)</sup>Not for use in gymnasiums or similar recreational facilities. <sup>(9)</sup>When ordering MS option, specify UNV (for 120 or 277V), 347 or 480V. <sup>(10)</sup>Cannot be combined with Modular Power Receptacle (MP). <sup>(11)</sup>For MWS with MP, choose MP in fixture logic and then choose MWS accessory such as MDS6.

<sup>(12)</sup> Only product configurations with these designated prefixes are built to be compliant with the Buy American Act of 1933 (BAA) or Trade Agreements Act of 1979 (TAA), respectively. Please refer to [DOMESTIC PREFERENCES](#) website for more information. Components shipped separately may be separately analyzed under domestic preference requirements.

<sup>(13)</sup> Accessories sold separately will be separately analyzed under domestic preference requirements. Consult factory for further information.

Specifications & dimensions subject to change without notice. Consult your Cooper Lighting Solutions Representative for availability and ordering information.

**PI OPTION ORDERING INFORMATION**

Catalog Number Suffix	Number of Circuits	Circuit Wired To Ballast
PI 1 BLK	1	Black
PI 2 BLU	2	Blue
PI 2 BLK	2	Black
PI 3 RED	3	Red
PI 3 BLU	3	Blue
PI 3 BLK	3	Black

**Catalog Numbering System**

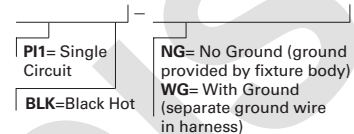
The PI System is available in sections up to 8' in length for continuous row wiring by simply plugging the sections together. Each PI section is factory wired to the ballast leads. Color coding of wires is as follows:

- PI-1** = One Circuit - 2 Wires: one black, one white
- PI-2** = Two Circuits - 3 Wires: one black, one blue, one white
- PI-3** = Three Circuits - 4 wires: one black, one blue, one red, one white

When ordering the PI2/PI3 System it is necessary to specify the number of fixtures required for each circuit. Each circuit in fixture must be ordered as a separate line item, with a different hot wire color specified. All wiring to external feeds, using cord or cord & plug, are responsibility of installing licensed contractor. Cord and cord & plug sets must be ordered separately if PI option is chosen.

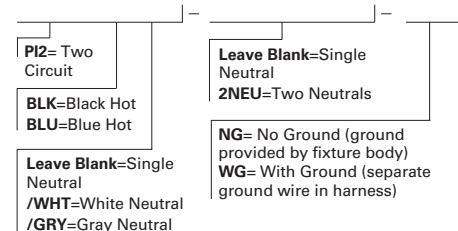
**PI1 - Single Circuit Plug-In**

SAMPLE NUMBER: PI1BLK-WG



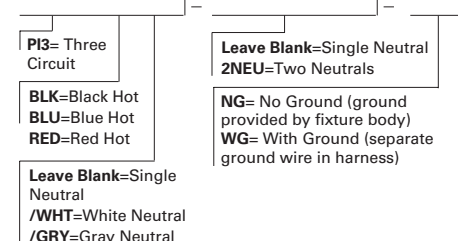
**PI2 - Two Circuit Plug-In**

SAMPLE NUMBER: PI2BLK-WG



**PI3 - Three Circuit Plug-In**

SAMPLE NUMBER: PI3BLK-WG



Specifications & dimensions subject to change without notice. Consult your Eaton Representative for availability and ordering information.

**SHIPPING DATA**

Catalog No.	Wt.
18-432-UNV-UPL	15 lbs.
8T18-432-UNV-UPL	30 lbs.