

Project		Catalog #		Type	
Prepared by		Notes		Date	



Fail-Safe



FSN6 Fail-Safe Sealed Narrow 6"

6" Width / 4" Aperture
2', 4', 8' Lengths
Full Protective Clear Outer Lens
Lumen and Color Selectable

Typical Applications

High Abuse • Healthcare • Sterile • Behavioral Health • Cleanroom • Canopies
• Locker Rooms • Bathrooms • Food Service / Processing • Patient Rooms

Interactive Menu

- Order Information page 2
- Energy Data page 4
- Product Warranty

Top Product Features

- Fully luminous luminaire for use in high abuse, medical, wet location, and sterile applications
- NSF listed for use in food service/food processing applications
- Wet location under covered ceiling; ideal for canopies
- ISO3-9 certified and BSL 1-4 rated for use in medical and cleanroom applications
- Selectable lumens (3) and CCT (3) for design flexibility, factory pre-set lumens and/or CCT available
- Optional polycarbonate lens for impact resistance. IK10 rated
- IP65 and IP66 available for water and dust ingress protection
- Continuous run capable, using the flex conduit assembly (details, page 3)
- Clear polycarbonate outer lens for use in behavioral health applications - **Ligature resistant**

Product Certification

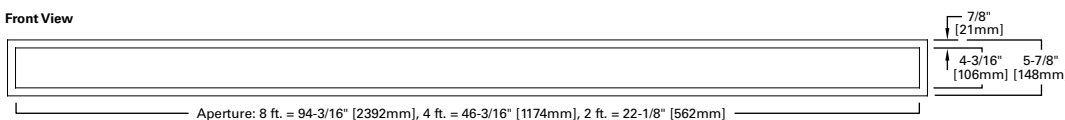


Product Features

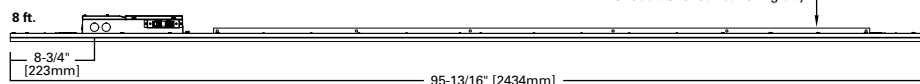
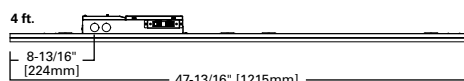
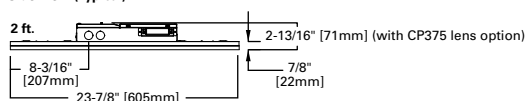


Dimensions

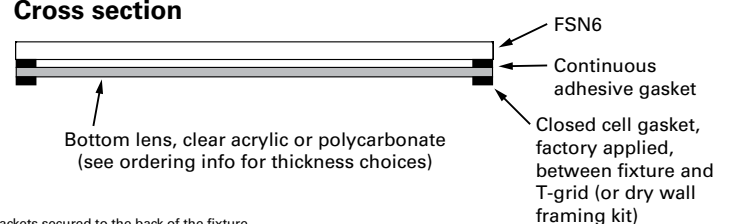
Front View



Side View (Typical)



Cross section



(2) 68" L-brackets secured to the back of the fixture for additional structural rigidity

[additional product diagrams](#)

Order Information

SAMPLE ORDER NUMBER: 2FSN6-50D-CP125-L840-HCD (Factory set Lumens / Factory set CCT -1%dimming driver, 0-10v)
SAMPLE ORDER NUMBER: 8FSN6-75D-CA08-L830-HCD (Factory set Lumens / Factory set CCT -1%dimming driver, 0-10v)
SAMPLE ORDER NUMBER: 4FSN6-SL1-CA125-L8SCT3 (Field selectable Lumens / Field selectable CCT -10% dimming, selectable driver, 0-10v)
SAMPLE ORDER NUMBER: 4FSN6-75D-CP125-L840 (Factory set Lumens / Factory set CCT -10% dimming, selectable driver, 0-10v)

Domestic Preferences ⁽¹⁶⁾	Length	Series	Lumen Output	Lens	Voltage	Emergency
[Blank]=Standard BAA=Buy American Act TAA=Trade Agreements Act	2=2' 4=4' 8=8'	FSN6	SL1=Field Select Lumens: 500, 750 and 1000 lumens per foot ^{(1),(2)} 50D=500 lms/ft. 75D=750 lms/ft. 100D=1000 lms/ft.	CA08=0.080" Thick Clear Acrylic CA125=0.125" Thick Clear Acrylic CP125=0.125" Thick Clear Polycarbonate CP187=0.187" Thick Clear Polycarbonate CP250=0.250" Thick Clear Polycarbonate	[Blank]=Universal Voltage 120-277 347=347 Volt ^{(3),(4)}	[Blank]=None EL7W=7-watt, 120V-277V emergency battery pack installed ⁽⁴⁾⁽¹³⁾ EL14W=14-watt 120V-277V emergency battery pack installed ⁽⁴⁾⁽¹³⁾ ETRD=Emergency Transfer Relay with dimming control ⁽⁴⁾⁽¹³⁾
Notes (16) Only product configurations with these designated prefixes are built to be compliant with the Buy American Act of 1933 (BAA) or Trade Agreements Act of 1979 (TAA), respectively. Please refer to DOMESTIC PREFERENCES website for more information. Components shipped separately may be separately analyzed under domestic preference requirements.			Notes (1) Available with standard selectable, 10% dimming driver only. (2) Lumen selectable and CCT selectable only available together, with a standard 0-10V dimming (10%) driver. *Factory can pre-set lumen and CCT with standard selectable driver. Example: 4FSN6-75D-CP125-L840. Factory will set Lumens and CCT specified by customer, and attach protective cover over settings.		Notes (3) 347V offered only with the UNV (Blank) and HCD driver options. (4) 347V not available with EL7W, EL14W, or ETRD.	Notes (6) In Emergency mode the fixture will default to 4000K regardless of the CCT setting. (7) Integrated Emergency is not available on the 2 foot options, or with any alternate driver options. (13) EL7W, EL14W, ETRD options are not applicable when using the HCD driver option.

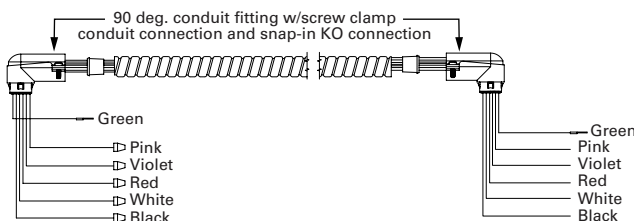
CCT	Factory Wiring	Driver Type	Options
L8SCT3=80CRI, Field Selectable CCT 3000K, 3500K, 4000K ⁽⁸⁾ L830=80CRI, 3000K L835=80CRI, 3500K L840=80CRI, 4000K	90-A3/8-4/18GDIM=3/8" Flex with 0-10V Dimming Leads 90-A3/8-5/18GDIM=3/8" Flex with 0-10V Dimming Leads, with red wire for EM control	[Blank]=10% dimming with Lumen and CCT selector switches (10%-100%) ⁽¹²⁾ HCD=0-10V Driver (1%-100% Dimming) ^{(9)(11),(13)} SD=Step Dimming Driver (50% or 100% Dimming) ⁽¹⁰⁾ LH=Lutron HiLume (LDE1 series) 1%-100% EcoSystem Driver with Soft-on Fade to Black dimming ⁽⁷⁾	IP66=IP66 Rated ⁽¹⁴⁾ HS=High Security. 2ft & 4ft lengths only. Designed for use in behavioral high risk areas, ligature-resistant. Robust steel frame is factory-attached to the FSN, tamper-resistant hardware, and minimum .250" clear polycarbonate lens (DFVR accessory not required with HS option) ⁽¹⁷⁾ Ceiling cut-outs: 6" x 2" = 7.87" x 25.87" 6" x 4" = 7.87" x 49.87"
Notes (8) Lumen selectable and CCT selectable only available together, with a standard 0-10V dimming (10%) driver. *Factory can pre-set lumen and CCT with standard selectable driver. Example: 4FSN6-75D-CP125-L840. Factory will set Lumens and CCT specified by customer, and attach protective cover over settings.	Flexible Metal Conduit Options Most common options listed. Multiple flex options are available for use in 0-10V dimming control, DALI dimming control and/or emergency. This option is factory-installed and pre-wired to driver, fitted to luminaire junction box with 90° enclosed FMC connector. Not all options may be combined and installation ratings vary by type. Also available as an accessory for field installation for row mounting with 14Ga. wires. See notes in accessories section. Notes: Factory installed dimming option 3/8" flexible metal conduit with 2-#18 power and ground wires and 2-#18 UL-listed jacketed 0-10V +/- control wires.	Notes (9) 2' unit only at 1000 lms/ft. (10) Step Dimming not available in 2' version. 750lm/ft only for 4' version, 500 and 750lm/ft only for 8' version. (F) Consult Marketplace Options - Lutron system pages for additional details and compatibility. Compatible only with driver series shown. Requires field commissioning to operate or dim. Contact Lutron at www.lutron.com (11) HCD driver, fixed output, requires lumens and cct to be specified in ordering logic. (12) Specifying the default (blank) 10% driver is typically the most expeditious manner to build and ship product. Example: 4FSN6-SL1-CA125-L8SCT3. (13) HCD driver option is not applicable with Emergency options, EL7W, EL14W, or ETRD.	(14) IP66, Includes brackets that are used to secure the luminaire to the I-bar grid or drywall framing kit. The water pressure required for IP66 testing lifts the FSN off the grid/drywall framing kit. Brackets are necessary to ensure IP66 compliance. (17) DFVR accessory is not required for (HS) High Security option.

Continuous Run Fixtures

Flex Assembly (Conduit)

- 3/8" metal conduit with snap-in 90° fitting
- Includes two low voltage conductors (pink/violet) *
- Includes two hot line voltage conductors (black/red)
- Includes green (ground) and neutral (white)
- Connect fixtures from one fixture J-box to the next
- Continuous run fixtures, **not** a continuous line of light

Catalog	UPC	Description
90-5-14GDIM-6	80083909766	90 Degree connector, 5 wire with EM and Dimming, 6' length - use with 2' and 4' fixtures
90-5-14GDIM-9	80083909780	90 Degree connector, 5 wire with EM and Dimming, 9' length - use with 8' fixture



* Constructions built before Jan 2022 may have gray wire for 0-10 dimming control present. In these cases, the installer will label the gray building wire as a 0-10 dimming wire and connect to our product's pink 0-10V dimming control wire. Reference NFPA70 (2020 NEC), section 410.69.

Product Specifications

Construction

- Ideal for use in shallow plenum or low ceiling spaces
 - Under 3" with thickest lens, leaves room to spare in tight spaces
- Clear bottom lens to seal fixture from below
- Aluminum extruded frame, precision welded and ground for a seamless appearance
- Architectural matte white powder coat paint
- Steel back plate, attached to the frame with multiple screws to ensure a tight fit
- Integral grid clips
- Junction / wiring box incorporates 8 qty. 7/8" KO's (2 on the top, 2 each on 3 sides of the box) for quick and easy electrical entry from a variety of directions
- Factory or field installed flexible conduit with dimming leads options available.

LED and Light Engine

- Stock driver enables selectable lumens and color
 - Approximately 500, 750 or 1000 lumens per foot AND 3000K, 3500K or 4000K CCT with easy access selector switch
- UNV 120 - 277V driver with 0-10V dimming to 10% standard
- 347V version available

Emergency Battery Options

- Optional 120-277V emergency battery available in 7W or 14W
- 90-minute backup period for code compliance
- Generator transfer option available

Optical System

- Acrylic light guide with embossed optical control features optimizes light extraction
- Scratch and impact resistant diffuser provides uniformity and reduced glare at the aperture

Compliance

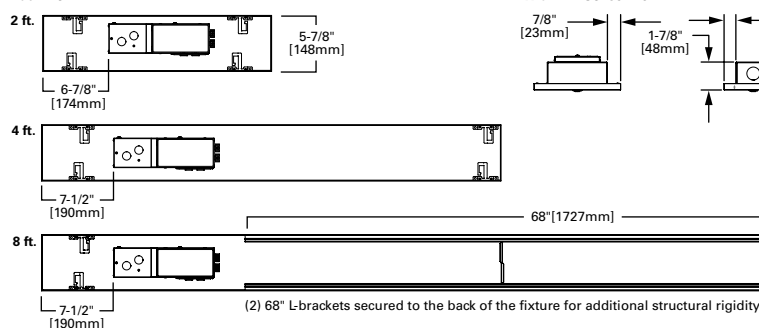
- cULus listed for 25C ambient environments
- IP66 rated from below the luminaire/ceiling when specified in the ordering logic
- ISO5-9 certified
- NSF rated; Splash, Non-Food Zone -which is a typical rating for lighting equipment not subjected to direct food contact. (e.g. ceiling mount luminaires). Examples of equipment subjected to direct food contact would be cutting boards, work-tables, mixers, can-openers, other)
- Wet Location rated
- IC rated for direct insulation contact
- RoHS compliant
- Tested for ISO 5 compliance. ISO3 and ISO4 environments typically employ uni-directional vertical air-flow and a ventilated raised floor to remove airborne particles. Not uncommon for the entire ceiling to be either HEPA or ULPA filters. Filtered air is continually directed downward, passing through the ventilated raised floor, and recirculated – to remove more of the airborne particles than are created. Often, laminar-flow surface mount luminaires are used to illuminate the space. With proper air flow and air exchanges, proper installation, this non-shedding luminaire is acceptable for use in ISO3-9 environments.
- Meets BSL 1-4 when specified in catalog logic

Warranty

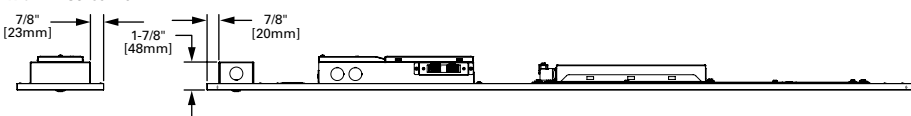
- Five year warranty standard
- Ten year warranty available

Back Details

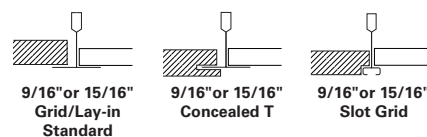
Back View



With EM/Sensor Box

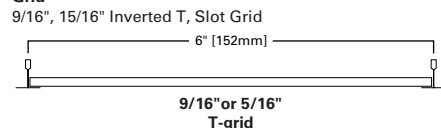


Ceiling Compatibility

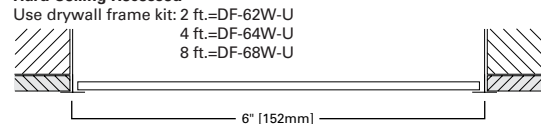


Mounting Choices

Grid



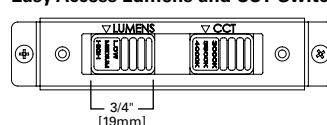
Hard Ceiling Recessed



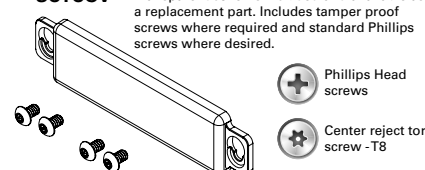
See accessory section for ordering information

Lumens and CCT Switches

Easy Access Lumens and CCT Switches



SCTCOV



Energy and Performance Data by Catalog Number

Catalog Number	CCT	Lumen Output Lumen Setting			Wattage Lumen Setting			Efficacy Lumen Setting		
		Low	Medium	High	Low	Medium	High	Low	Medium	High
2FSN6-SL1-CA08-L8SCT3	3000	1150	1685	1987	10.9	16.1	19.4	106	105	102
	3500	1181	1725	2044	10.8	16.1	19.4	109	107	105
	4000	1196	1751	2061	10.8	16.0	19.4	111	109	106
2FSN6-SL1-CA125-L8SCT3	3000	1148	1682	1983	10.9	16.1	19.4	105	104	102
	3500	1179	1722	2041	10.8	16.1	19.4	109	107	105
	4000	1194	1748	2058	10.8	16.0	19.4	111	109	106
2FSN6-SL1-CP125-L8SCT3	3000	1121	1642	1937	10.9	16.1	19.4	103	102	100
	3500	1151	1681	1993	10.8	16.1	19.4	107	104	103
	4000	1166	1707	2009	10.8	16.0	19.4	108	107	104
2FSN6-SL1-CP187-L8SCT3	3000	1107	1621	1912	10.9	16.1	19.4	102	101	99
	3500	1137	1660	1968	10.8	16.1	19.4	105	103	101
	4000	1152	1686	1984	10.8	16.0	19.4	107	105	102
2FSN6-SL1-CP250-L8SCT3	3000	1088	1594	1880	10.9	16.1	19.4	100	99	97
	3500	1117	1632	1934	10.8	16.1	19.4	103	101	100
	4000	1132	1657	1950	10.8	16.0	19.4	105	104	101
4FSN6-SL1-CA08-L8SCT3	3000	2164	3201	4028	18.3	27.6	36.1	118	116	112
	3500	2202	3257	4074	18.3	27.7	36.1	120	118	113
	4000	2222	3280	4121	18.2	27.5	35.9	122	119	115
4FSN6-SL1-CA125-L8SCT3	3000	2151	3182	4004	18.3	27.6	36.1	118	115	111
	3500	2188	3237	4050	18.3	27.7	36.1	120	117	112
	4000	2209	3261	4097	18.2	27.5	35.9	121	119	114
4FSN6-SL1-CP125-L8SCT3	3000	2101	3107	3910	18.3	27.6	36.1	115	113	108
	3500	2137	3161	3955	18.3	27.7	36.1	117	114	110
	4000	2157	3184	4000	18.2	27.5	35.9	119	116	111
4FSN6-SL1-CP187-L8SCT3	3000	2074	3068	3861	18.3	27.6	36.1	113	111	107
	3500	2110	3122	3905	18.3	27.7	36.1	115	113	108
	4000	2130	3144	3950	18.2	27.5	35.9	117	114	110
4FSN6-SL1-CP250-L8SCT3	3000	2039	3015	3795	18.3	27.6	36.1	111	109	105
	3500	2074	3068	3838	18.3	27.7	36.1	113	111	106
	4000	2094	3090	3883	18.2	27.5	35.9	115	112	108
8FSN6-SL1-CA08-L8SCT3	3000	4621	6767	7981	38.6	58.0	77.3	120	117	103
	3500	4743	6928	8213	38.6	58.0	77.3	123	120	106
	4000	4806	7034	8280	39.0	62.4	78.7	123	113	105
8FSN6-SL1-CA125-L8SCT3	3000	4594	6727	7934	38.6	58.0	77.3	119	116	103
	3500	4715	6887	8164	38.6	58.0	77.3	122	119	106
	4000	4777	6992	8230	39.0	62.4	78.7	123	112	105
8FSN6-SL1-CP125-L8SCT3	3000	4486	6568	7747	38.6	58.0	77.3	116	113	100
	3500	4604	6725	7972	38.6	58.0	77.3	119	116	103
	4000	4665	6828	8037	39.0	62.4	78.7	120	109	102
8FSN6-SL1-CP187-L8SCT3	3000	4429	6486	7650	38.6	58.0	77.3	115	112	99
	3500	4546	6640	7872	38.6	58.0	77.3	118	115	102
	4000	4606	6742	7936	39.0	62.4	78.7	118	108	101
8FSN6-SL1-CP250-L8SCT3	3000	4354	6375	7519	38.6	58.0	77.3	113	110	97
	3500	4468	6527	7737	38.6	58.0	77.3	116	113	100
	4000	4528	6627	7800	39.0	62.4	78.7	116	106	99

Lumen Maintenance

Fixture	Ambient Temperature	TM-21 Lumen Maintenance (60,000 hours)	Theoretical L70 (hours)
8FSN6-SL1-CP250-L8SCT3	25°C	83%	144,000