

Project		Catalog #		Type	
Prepared by		Notes		Date	



Fail-Safe CVEN

2' x 2', 2' x 4'
Changing Views / Visual Therapy
Recessed

Typical Applications:
Healthcare • Lobbies • Education • Entertainment

Product Certification



Product Features



Image Selection Examples



See pages 3-9 for complete image selection.

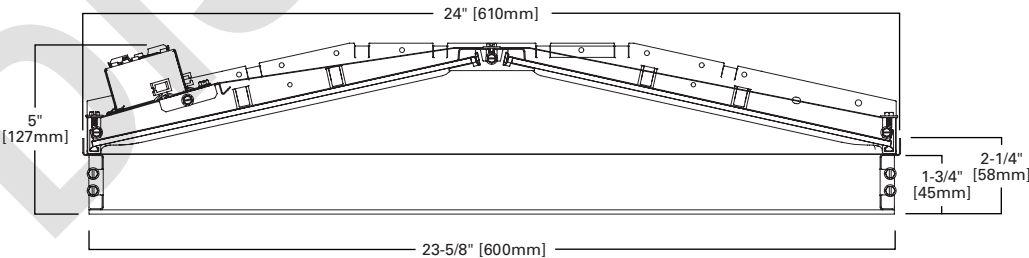
Interactive Menu

- Order Information page 2
- Product Specifications page 2
- Image Selection page 3-9
- Configurations page 3
- Product Warranty

Top Product Features

- Choose from over 100 standard images
- Bring the outside, in – and connect to nature from the building interior
- Custom images can be processed (consult Fail-Safe Technical)
- Single image can be maintained across multiple luminaires – scalable
- 0.125" acrylic lens, printed on the back-side, for easy cleaning
- Options to meet Buy American Act requirements

Dimensional and Mounting Details



Order Information

SAMPLE ORDER NUMBER: **CVEN-24-2-LD2-UNV-EDC1-TREE104-9/22**=(9) 2x2 luminaires making one "TREE104" image (6' x 6'). Single SKU consists of 9 luminaires
CVEN-24-4-LD2-UNV-EDC1-MTN106-2/24=(2) 2x4 luminaires making one "4x4" image of a mountain(MTN106) image. Single SKU consists of 2 luminaires

Domestic Preferences	Product Family	Width	Length	LED Type	Voltage	Driver	Image Number																	
Domestic Preferences ⁽⁴⁾	Product Family	Width	Length	LED Type	Voltage	Driver	Image Number ⁽³⁾																	
[Blank] =Standard BAA =Buy American Act	CVEN =Encounter Changing Views	24 =24"	2 =2' 4 =4'	LD2 =LED Version 2.0	120 =120 277 =277 UNV =120-277V	EDC1 =Electronic driver, single circuit, non-dimming EDD1 =Electronic driver, single circuit, dimming 10% ED1D1 =Electronic driver, single circuit, dimming 1% SLTD1 =Fifth Light DALI driver, dimming 5% ⁽²⁾	NI =No Image ⁽¹⁾ OPL =Opal/Diffused Lens, 0.125" thick																	
							<table><tr><td>CLOUD</td><td>101</td><td>109</td></tr><tr><td>NIGHT</td><td>102</td><td>110</td></tr><tr><td>FLWR</td><td>103</td><td>111</td></tr><tr><td>TREE</td><td>104</td><td>112</td></tr><tr><td>PALM</td><td>105</td><td>113</td></tr><tr><td>MTN</td><td>106</td><td>114</td></tr><tr><td>WATER</td><td>107</td><td>115</td></tr><tr><td></td><td>108</td><td></td></tr></table> Example: CLOUD112, WATER105, PALM107	CLOUD	101	109	NIGHT	102	110	FLWR	103	111	TREE	104	112	PALM	105	113	MTN	106
CLOUD	101	109																						
NIGHT	102	110																						
FLWR	103	111																						
TREE	104	112																						
PALM	105	113																						
MTN	106	114																						
WATER	107	115																						
	108																							
Notes (4) Only product configurations with this designated prefix are built to be compliant with the Buy American Act of 1933 (BAA). Please refer to DOMESTIC PREFERENCES website for more information. Components shipped separately may be separately analyzed under domestic preference requirements.						Notes (2) 2x2 fixtures with the SLTD driver option will be 3900 lumen.	Notes (1) Changing View Luminaire ships with no lens attached when (NI) is specified in the ordering logic. Luminaire will be an open Encounter, on a grid riser, 1-3/4" above the ceiling line. (3) Luminaires can be ordered in configuration with lens attached, or can be ordered in configuration with lens being shipped on separate line item. (please see below for ordering logic examples) Example Ordering Logic - Fixture With Lens: CVEN-24-2-LD2-UNV-EDD1-TREE101-4/22 = This is one set of the 4/22 configuration, consisting of (four) 2'x2' fixtures with the lens attached, this 4/22 configuration will create the TREE101 image with overall dimension of 4'x4'. Example Ordering Logic - Fixture No Lens / Lens On Separate Line: CVEN-24-2-LD2-UNV-EDD1-NI-4/22 = This is considered one set, consisting of (four) 2'x2' fixtures, ships (NI), no lens attached.LNS-CVEN-24-2-TREE101-4/22 = Lens ordered on separate line item from the fixtures, will consists of (four) 2'x2' lens, which creates the TREE1 image in the 4/22 configuration.																	

Configuration	Accessories
Configuration ⁽³⁾ (See page 3)	Accessories (Order Separately) ⁽⁵⁾
1/22 =(1) 2x2 2/22 =(2) 2x2 4/22 =(4) 2x2 6/22 =(6) 2x2 9/22 =(9) 2x2 12/22 =(12) 2x2 1/24 =(1) 2x4 2/24 =(2) 2x4 3/24 =(3) 2x4 4/24 =(4) 2x4 5/24 =(5) 2x4 6/24 =(6) 2x4	MSC4-PK =Mounting Security Clips. Use to secure fixture to grid or to attach tie-wires. DFCL-2448W-U =2' x 4' gasketed drywall framing kit. Ships with gasket to be applied in field. Cut out dimension 24.25" x 48.25" DFCL-2424W-U =2' x 2' gasketed drywall framing kit. Ships with gasket to be applied in field. Cut out dimension 24.25" x 24.25"
Notes (3) Luminaires can be ordered in configuration with lens attached, or can be ordered in configuration with lens being shipped on separate line item. (please see below for ordering logic examples) Example Ordering Logic - Fixture With Lens: CVEN-24-2-LD2-UNV-EDD1-TREE101-4/22 = This is one set of the 4/22 configuration, consisting of (four) 2'x2' fixtures with the lens attached, this 4/22 configuration will create the TREE101 image with overall dimension of 4'x4'. Example Ordering Logic - Fixture No Lens / Lens On Separate Line: CVEN-24-2-LD2-UNV-EDD1-NI-4/22 = This is considered one set, consisting of (four) 2'x2' fixtures, ships (NI), no lens attached.LNS-CVEN-24-2-TREE101-4/22 = Lens ordered on separate line item from the fixtures, will consists of (four) 2'x2' lens, which creates the TREE101 image in the 4/22 configuration.	Notes (5) Accessories sold separately will be separately analyzed under domestic preference requirements. Consult factory for further information.

Product Specifications

Mounting

- For use with standard NEMA Type G grid, 15/16", 1-1/2", or 2". Not recommended for use with a 9/16" T-grid.

Materials

- Constructed of 2x2 or 2x4 luminaire, a 1.75" deep grid riser, and an acrylic lens.

Lens

- High quality acrylic photographic lens, 0.125" thick. Choose from standard images (pages 3-9), or provide a custom digital image, or reference a readily available, non-proprietary public image.

LEDs

- 4000K color temperature, with minimum 80CRI.
- 3400 initial lumens (2x2), and 6700 initial lumens (2x4),

Driver


- Electronic, 0-10V standard. dimming.

Warranty


- Five year warranty on LED's and electrical.

Image Selection - Clouds

CLOUD101



CLOUD102



CLOUD103



CLOUD104



CLOUD105



CLOUD106




CLOUD107



CLOUD108



CLOUD109



CLOUD110



CLOUD111




CLOUD112




CLOUD113



CLOUD114



CLOUD115



Configuration Examples

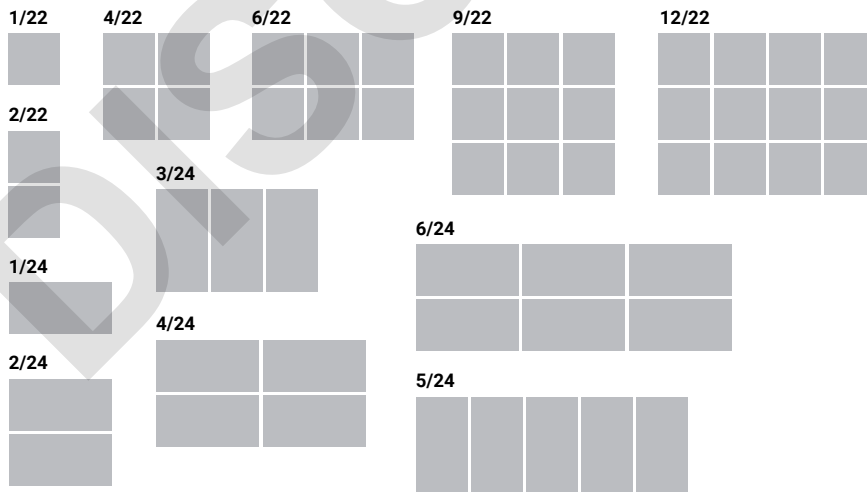


Image Selection - Night Sky

NIGHT101



NIGHT102



NIGHT103



NIGHT104



NIGHT105



NIGHT106



NIGHT107



NIGHT108



NIGHT109



NIGHT110




NIGHT111




NIGHT112



NIGHT113



NIGHT114



NIGHT115



Configuration Examples

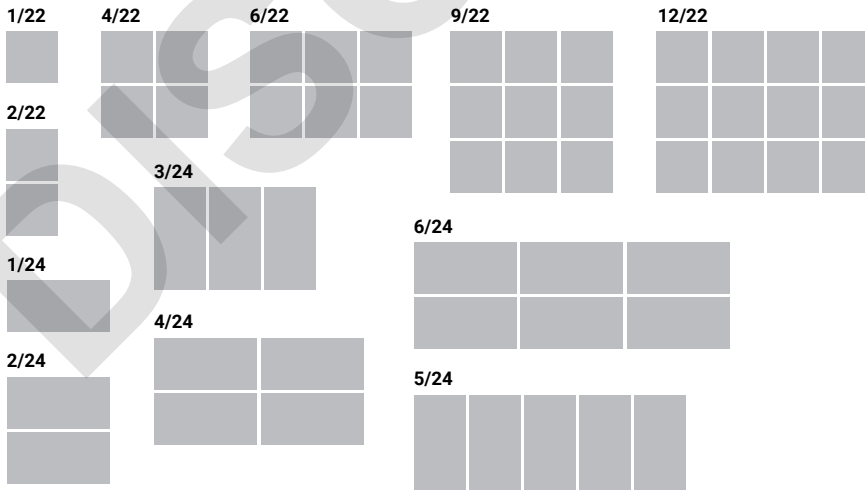


Image Selection - Flowers

FLWR101



FLWR102



FLWR103



FLWR104



FLWR105



FLWR106



FLWR107



FLWR108



FLWR109



FLWR110




FLWR111



FLWR112



FLWR113



FLWR114



FLWR115



Configuration Examples

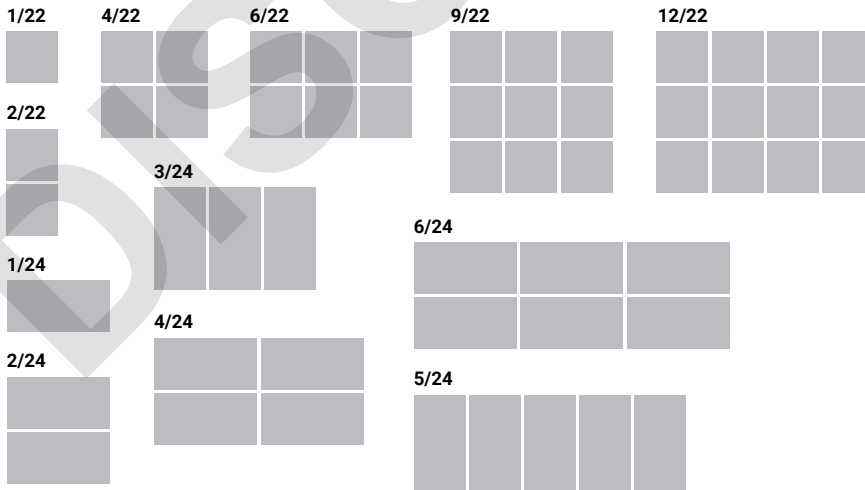



Image Selection - Trees

TREE101



TREE102




TREE103



TREE104



TREE105



TREE106




TREE107



TREE108



TREE109



TREE110




TREE111




TREE112




TREE113



TREE114



TREE115



Configuration Examples

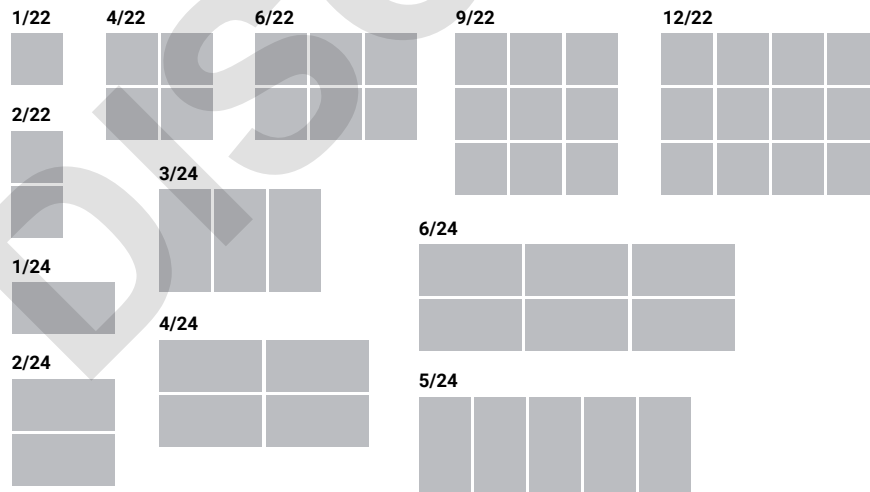


Image Selection - Palms/Palm Trees

PALM101



PALM102



PALM103



PALM104



PALM105



PALM106



PALM107



PALM108



PALM109



PALM110




PALM111




PALM112



PALM113



PALM114



PALM115



Configuration Examples

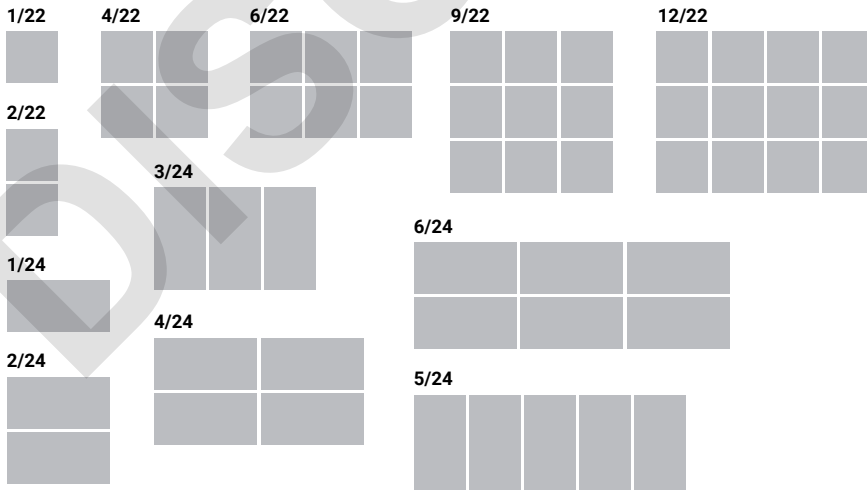



Image Selection - Mountains

MNT101



MNT102



MNT103



MNT104



MNT105



MNT106



MNT107



MNT108



MNT109



MNT110



MNT111




MNT112



MNT113



MNT114



MNT115



Configuration Examples

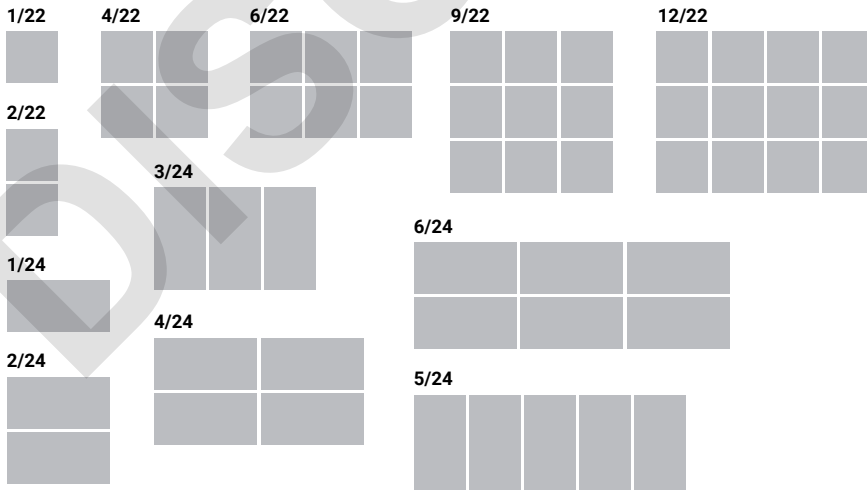


Image Selection - Underwater

WATER101



WATER102



WATER103



WATER104



WATER105



WATER106



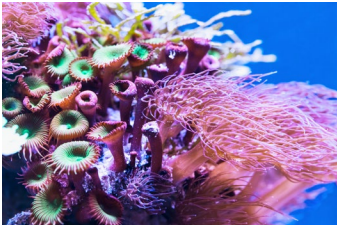
WATER107



WATER108



WATER109



WATER110



WATER111




WATER112



WATER113



WATER114



WATER115



Configuration Examples

