

Project		Catalog #		Type	
Prepared by		Notes		Date	



Fail-Safe

CV-LEL-W

Changing Views - Wall Mount

22" x 28" to 4' x 10' sizes

7/8" depth

Typical Applications

Healthcare facilities • Patient rooms • Corridors • Lobbies and Reception Area • Labor and Delivery Rooms • MRI Areas • Treatment and Exam Rooms

Interactive Menu

- Order Information page 2
- Sample Images page 3
- Product Warranty

Top Product Features

- 7/8" deep frame, ideal for surface mount wall applications
- High-quality, natural anodized, extruded aluminum housing
- Choice of several images available; shown on page 3 and beyond
- 9 sizes available, ranging from 22" x 28" up to 4' x 10'
- ADA compliant
- Non-dimmable or dimming transformers available
- Non-ferrous version available; for use in MRI applications

Product Certification



new ADA logo

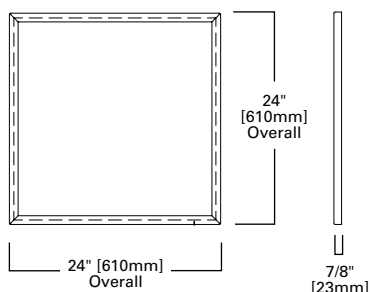
Product Feature



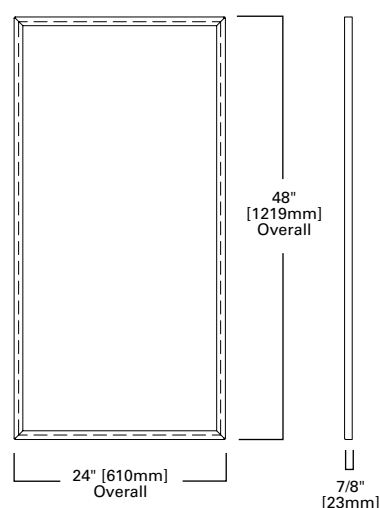
IALDLIRC

Dimensions

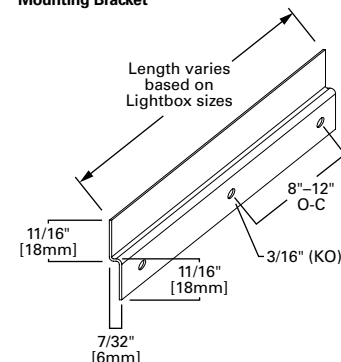
24" x 24"



24" x 48"



Mounting Bracket



Other Sizes

22" x 28" 48" x 72"
24" x 36" 48" x 96"
36" x 48" 48" x 120"
48" x 48"

Order Information

SAMPLE ORDER NUMBER: **CV-LEL-W-120-244-PALM115**

Product Family	Voltage	Configuration ⁽¹⁾	Frame	Image Reference ⁽²⁾	Options	Accessories Transformers/Dimming Controls ⁽³⁾ (Ships separately from the LED light box)
CV-LEL-W =Changing Views, LED, Wall Mount	120 =120 Volt 277 =277 Volt	Wall 22 = 22" x 28" 24 = 24" x 24" 243 = 24" x 36" 244 = 24" x 48" 36 = 36" x 48" 448 = 48" x 48" 46 = 48" x 72" 96 = 48" x 96" 120 = 48" x 120"	[Blank] =Anodized Silver Finish (Standard)	NI =No Image (Light Box only) Please see page 3 and beyond for image choices	MRI =Non-ferrous version	Transformer - (Non-dimmable) T41/UNV =120-277V, 100 Watts (100W/24V/4.1A/ 50/60HZ) Transformers - (Dimmable) ^{(3), (4), (5)} D120 =96W/24V/1.12A In/4A Out/50/60HZ D277 =96W/24V/0.5A In/4A Out/50/60HZ Dimming Controls DCC10 =0-10V DC Dimmer Module for T41 transformers, (wires to 24V DC side). T41 is 100 watts, max when used with DCC10. 0-10V DC wall dimmer or control system by others (not included), Ships separately; order as separate line item. ⁽⁶⁾
		Notes (1) For custom configurations, contact factory.				Notes (3) Transformer(s) necessary to operate LED light-box. Order as separate line item. Ships separately. Check matrix below to determine required number of transformers. (4) Requires magnetic slide dimmer switch, supplied by others. (5) Remote mounted enclosure included. (6) DCC10 is for use with T41/UNV transformer only. Not for use with D120 and D277 transformers.

Product Specifications

Depth

- Extremely thin profile – 7/8" deep

Housing

- Extruded aluminum housing. Non-ferrous version available for MRI applications
- Perimeter extrusion rails open and close, to securely accept the image. Snap shut and retain.

LEDs

- Nominal CRI = 72
- Nominal Color Temperature (without image) = 6000K

Lens

- High quality acrylic photographic lens

Labels

- ADA compliant

Energy and Performance Data

LED Edge Lit

Configuration	Input Watts
22=22" x 28"	22.4
24=24" x 24"	19.2
243=24" x 36"	28.8
244=24" x 48"	38.4
36=36" x 48"	38.4
448=48" x 48"	38.4
46=48" x 72"	57.6
96=48" x 96"	76.8
120=48" x 120"	96


Recommended Number of Light Boxes per Transformer and Dimmer

Input Watts	22.4	19.2	28.8	38.4	38.4	38.4	57.6	76.8	96
Configuration	22	24	243	244	36	448	46	96	120
Size	22" x 28"	24" x 24"	24" x 36"	24" x 48"	36" x 48"	48" x 48"	48" x 72"	48" x 96"	48" x 120"
Transformer	Non-Dimmable Maximum number of light boxes per transformer								
T41/UNV	3	4	3	2	2	2	1	1	1
Transformers	Dimmable Maximum number of light boxes per transformer								
D120 or D277	4	4	3	2	2	2	1	1	1


The maximum distance from the transformer to the farthest fixture not to exceed 20'.

Image Selection - Clouds

CLOUD101



CLOUD102




CLOUD103




CLOUD104




CLOUD105




CLOUD106




CLOUD107




CLOUD108



CLOUD109




CLOUD110



CLOUD111




CLOUD112



CLOUD113



CLOUD114



CLOUD115




Image Selection - Night Sky

NIGHT101



NIGHT102



NIGHT103



NIGHT104



NIGHT105



NIGHT106



NIGHT107



NIGHT108



NIGHT109



NIGHT110



NIGHT111



NIGHT112



NIGHT113



NIGHT114



NIGHT115



Image Selection - Flowers

FLWR101



FLWR102



FLWR103



FLWR104



FLWR105



FLWR106



FLWR107



FLWR108



FLWR109



FLWR110



FLWR111



FLWR112



FLWR113



FLWR114



FLWR115



Image Selection - Trees

TREE101



TREE104



TREE105



TREE109



TREE110



TREE111



TREE112



Image Selection - Palms/Palm Trees

PALM101



PALM105



PALM106



PALM107



PALM108



PALM109



PALM111



PALM112



PALM113



PALM114



PALM115



Image Selection - Mountains

MNT101



MNT102



MNT103



MNT104



MNT105



MNT106



MNT107



MNT108



MNT109



MNT110



MNT111



MNT112



MNT113



MNT114



MNT115



Image Selection - Underwater

WATER101



WATER102



WATER103



WATER104



WATER105



WATER106



WATER107



WATER108



WATER109



WATER110



WATER111



WATER112



WATER113



WATER114



WATER115

