




The AtLite ACX complete edge lit LED exit series are universal surface and recessed mount with a pivot design for multiple installation applications including surface ceiling, wall and end mount, sloped ceilings and recessed ceiling and wall mount. The ACX series include City of New York compliant 8" letter single-sided clear and double-sided mirrored lens panels for easy stocking and ordering. Housings are provided with an aesthetically pleasing satin aluminum finish. The nickel cadmium battery backup model runs for 90 minutes when AC power is lost. The ACX series are UL 924 damp location listed.



T20 Certified to California
Title 20 Appliance Database
T20 for battery backup models

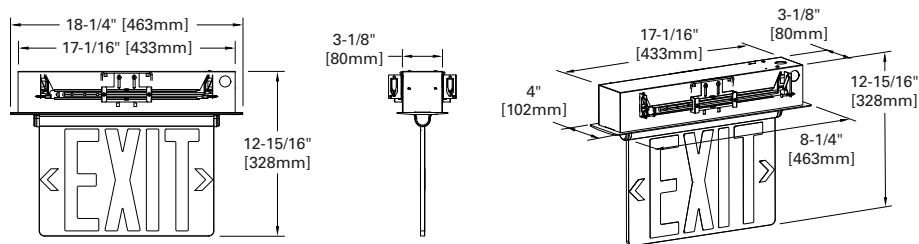





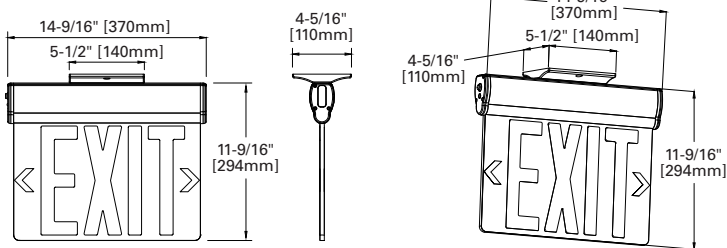
Features	Benefits
Edge lit exit	Aesthetic solution for code compliance
City of New York 8" letters	Code compliant
Universal surface and recess mount	Easy ordering
Pivot housing	Simple installation for sloped ceilings or walls
Universal faces with NFPA compliant field installable chevrons	No ordering mistakes
UL 924 damp location listed	Code compliant
Bright red LED source; nickel cadmium battery	No maintenance
120/277 VAC, 60Hz input	Multiple installation options

Dimensional and Mounting Details

Recessed Ceiling Mount



Surface Ceiling Mount



T20 for battery backup models



Cooper Lighting Solutions
 1121 Highway 74 South
 Peachtree City, GA 30269
 P: 770-486-4800
 www.cooperlighting.com

Canada Sales
 5925 McLaughlin Road
 Mississauga, Ontario L5R 1B8
 P: 905-501-3000
 F: 905-501-3172

© 2023 Cooper Lighting Solutions
 All Rights Reserved
 Printed in USA
 Publication No. SA50520823
 December 8, 2023 1:06 PM