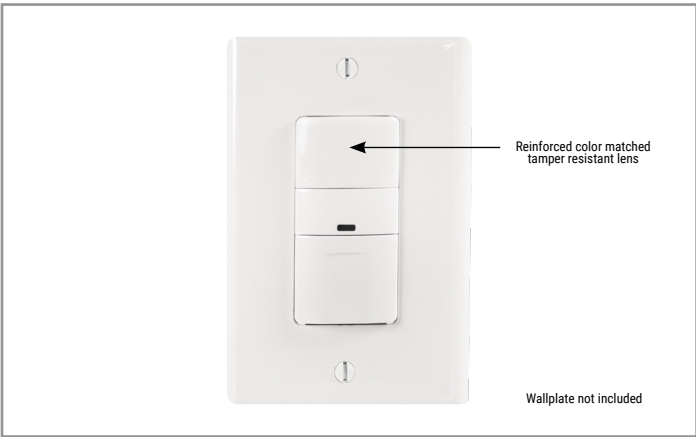


Project		Catalog #		Type	
Prepared by		Notes		Date	



Greengate

VSW-P PIR / Single Level 120V Vacancy Sensor (Ground Required)

Passive Infrared Single or 3-way Vacancy Sensing Wall Switch is a motion sensing lighting control and conventional wall switch all-in-one that is used to for energy savings and convenience.

Typical Applications
 Small Office • Residential office, restrooms, rooms & hallways • Vending rooms

Interactive Menu

- Order Information page 2
- Additional Resources page 3
- Wiring Diagrams page 3
- Product Warranty

Product Certification



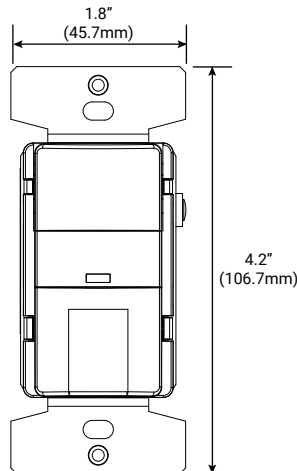
Product Features



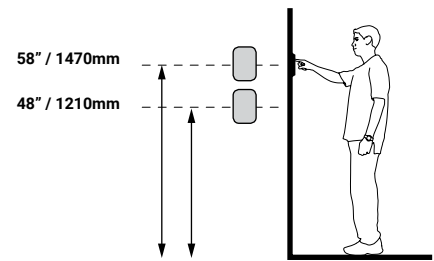
Top Product Features

- Replaces single or 3-way switches
- No neutral wire
- Adjustable time delay
- Integral daylight sensor
- Manual On operation only
- Works with incandescent, LED, fluorescent, CFL, MLV, ELV or 1/6 hp motor load

Dimensional Details




Mounting Height



[additional product diagrams](#)

Order Information

Wallplate not included



Catalog Number

Catalog Number	Ratings	Coverage	Voltage	Color
VSW-P-0801-120- * (*-W, V, LA, G, B)	0-600W incandescent, CFL, MLV, ELV lighting load or 1/6 HP motor load	180°; 800 sq. ft.	120 VAC 60 Hz	W=White, V=Ivory, LV=Light Almond, G=Gray, B=Black
				<p>Notes</p> <p>Not all colors are available in stock and some color options may have extended lead times.</p>

Product Specifications

Technology

- Passive Infrared (PIR)

Mechanical

Mounting Plate Dimensions: 4.2"H x 1.8"W (106.5 mm x 46 mm)

Product Housing Dimensions: 2.87"H x 1.6"W x 1.42"D
(72.8mm x 40.7mm x 36mm)

Environment:

- Operating temperature:** 32°F to 104°F (0°C to 40°C)
- Relative humidity operating:** 20% to 90% non-condensing
- For indoor use only

Housing: Durable, injection molded housing. Resin complies with UL 94V-0

Mounting: Fits in a standard 3.5" deep back box

Electrical

Electrical ratings (per relay):

- 120 VAC:
 - Incandescent/Tungsten – Max. load: 5A, 600W, 60 Hz
 - LED/Compact Fluorescent/Ballast
Max. load: 5A, 600W, 60 Hz

Motor Load:

- 1/6 HP @ 125 VAC

Controls and Performance

Coverage:

- Major motion - 450 sq. ft.
- Minor motion - 200 sq. ft.

Light sensing level:

- 0 to 200 foot candles

Standards/Ratings

- cULus Listed
- FCC Compliant
- RoHS Compliant

Warning

- This product is not intended to be used in applications involving the use of ammonia-based or VOC cleaners.
- Use of ammonia-based or VOC cleaners on this device must be avoided. Prolonged use may cause loss of integrity and expose electrified components. If this occurs, turn OFF power to the unit and replace.
- For detailed cleaning guidelines please refer to: Controls Care and Maintenance instructions at the end of this document.

Warranty

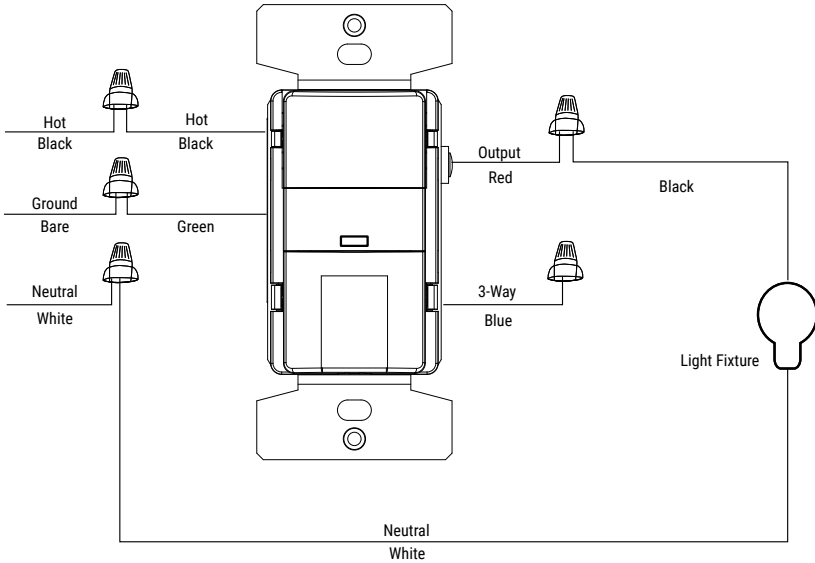
Five year warranty standard

Overview

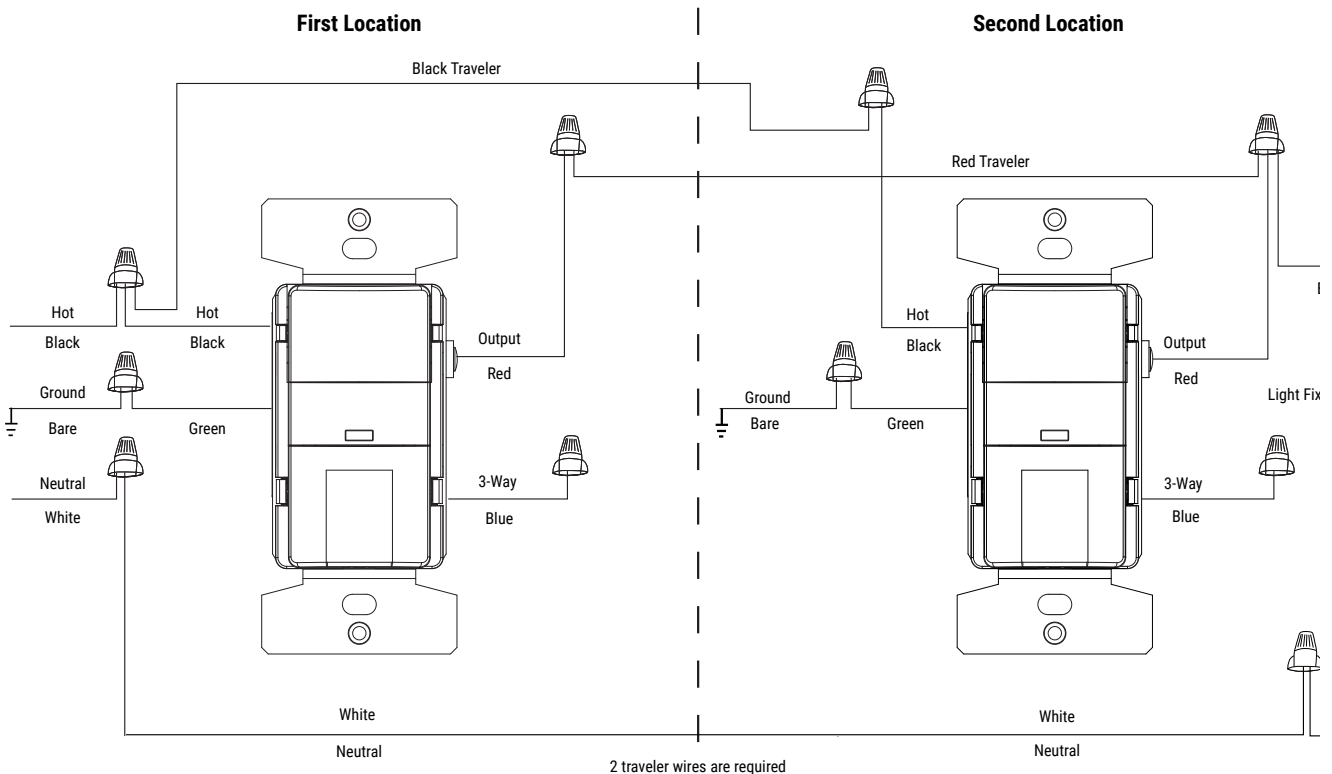
VSW-P-0801-120 uses Passive Infrared (PIR) sensor technology to monitor a room for occupancy and deliver maximum energy savings. The lights are turned ON by pressing the pushbutton. The sensor provides true multi-way ON/OFF control. When lights have been activated, the lights will remain ON as long as on the sensor(s) continue to detect motion. The occupant may manually turn OFF the lighting by pressing the ON/OFF button on any of the connected devices. If the room becomes vacant and the lights are ON, the lights will turn OFF when the unit that detected motion last times-out. PIR sensors are considered line-of-sight sensors, meaning that the sensor must be able to have a direct line-of-sight to the person making the motion.

Wiring Diagrams

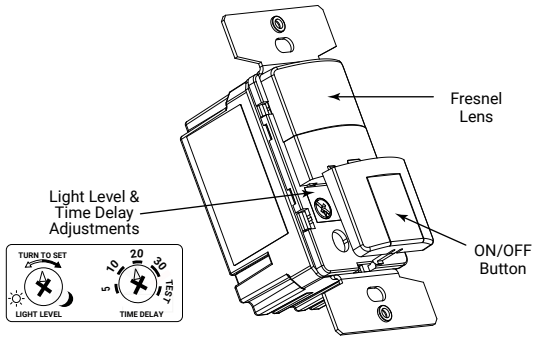
Single Level Switching



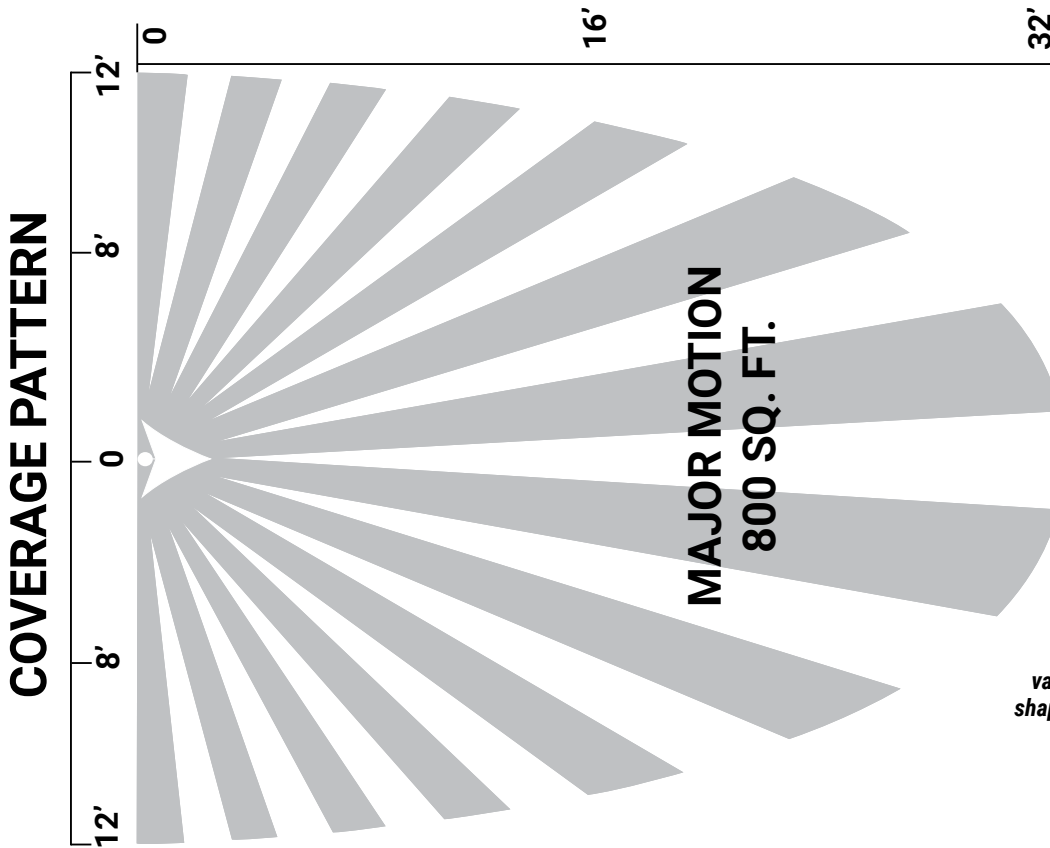
3-Way Wiring Diagram



Controls



Field of View



Maximum coverage area may vary somewhat according to room shape and the presence of obstacles.

 **Control Systems**
• Greengate



Cooper Lighting Solutions has developed recommended guidelines for cleaning our products that will not impact the operation or finish of the product.

Recommended cleaning tips:

- **Never spray any fluids directly into the device.**
- **Use of ammonia-based or VOC cleaners on this device must be avoided.** Prolonged use may cause loss of integrity and expose electrified components. If this occurs, turn OFF power to the unit and replace.
- **Use a damp rag or single-use wipe** to avoid excess liquid penetrating the device.
- Be sure to wipe up remaining excess liquid after cleaning.
- Ensure the cleaning agent used does not have harsh chemicals such as bleach, ammonia, highly alkaline or concentrated acids (such as hydrochloric acid that can be found in household cleaners such as toilet bowl cleaners, bathroom tile and porcelain cleaners) as they could damage the device, causing them to become brittle and discolored.
- Cooper Lighting Solutions recommends the use of a mild liquid detergent and water to clean the devices. Single use wipes (e.g. Lysol brand or equivalent) are acceptable to use for cleaning the devices, however the single-use wipes **cannot contain bleach, ammonia, highly alkaline or concentrated acids.**

Recommended cleaning instructions:

- **Never spray any fluids directly into the device.**
- Apply the mild liquid detergent to a damp cloth or paper towel. Single use wipes (e.g. Lysol brand or equivalent) are acceptable to use for cleaning the devices, however single-use wipes cannot contain bleach, ammonia, highly alkaline or concentrated acids.
- If excess liquid is present, remove by wringing out the cloth or paper towel to avoid liquid penetration into the device.
- Clean the Cooper Lighting Solutions device by wiping over the surface with the damp cloth.
- Remove an excess liquid remaining on the device with a dry cloth or paper towel.




image for reference only

⚠ WARNING

This product is not intended for use in applications involving the use of ammonia-based or VOC cleaners.

Prolonged use may cause loss of integrity and expose electrified components.

If this occurs, turn OFF power to the unit and replace.