

Project		Catalog #		Type	
Prepared by		Notes		Date	



# Invue

## MSA Mesa

Decorative Area Luminaire

### Product Features



### Interactive Menu

- Order Information page 2
- Product Specifications page 3
- Optical Distributions page 3
- Energy & Performance data page 4
- Control Options page 12

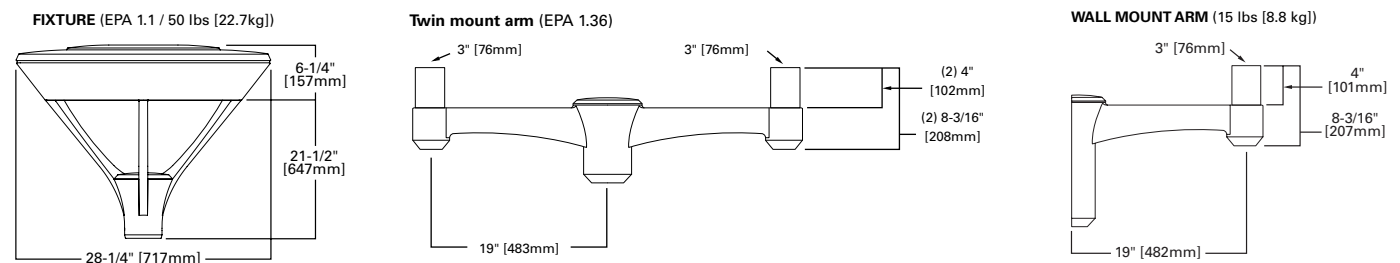
### Product Certifications



### Quick Facts

- Cast aluminum construction
- Lumens packages ranging from 3,000 - 29,000 lumens
- Choice of 13 high-efficiency, patented AccuLED Optics™
- Base casting slip fits over a standard 3" O.D. tenon
- Wall, single and dual-mount configurations available
- 10kV/10vKA surge protection standard

### Dimensional and Mounting Details



**NOTES:**  
 1. Visit <https://www.designlights.org/search/> to confirm qualification. Not all product variations are DLC qualified.  
 2. IDA Certified for 3000K CCT and warmer only.

Ordering Information

SAMPLE NUMBER: **MSA-SA4A-740-U-T3-GM**

Product Family <sup>1,2</sup>	Light Engine		Color Temperature	Voltage	Distribution	Finish <sup>5</sup>
<b>MSA</b> =Mesa <b>BAA-MSA</b> =Mesa Buy American Act <sup>24</sup> <b>TAA-MSA</b> =Mesa Trade Agreement Act Compliant <sup>24</sup> <b>BABAE-MSA</b> =Build America Buy America Act <sup>24</sup> <b>BABAF-MSA</b> =Build America Buy America Act <sup>24</sup>	<b>Configuration</b> <b>SA1</b> =1 Square <b>SA2</b> =2 Squares <b>SA3</b> =3 Squares <b>SA4</b> =4 Squares	<b>Drive Current</b> <b>A</b> =615mA <b>B</b> =800mA <b>C</b> =1050mA(1A) <b>D</b> =1200mA(1.2A)	<b>722</b> =70CRI, 2200K <b>727</b> =70CRI, 2700K <b>730</b> =70CRI, 3000K <b>735</b> =70CRI, 3500K <b>740</b> =70CRI, 4000K <b>750</b> =70CRI, 5000K <b>760</b> =70CRI,6000K <b>827</b> =80CRI, 2700K <b>830</b> =80CRI, 3000K <b>835</b> =80CRI, 3500K <b>840</b> =80CRI, 4000K <b>850</b> =80CRI, 5000K <b>927</b> =90CRI, 2700K <b>930</b> =90CRI, 3000K <b>935</b> =90CRI, 3500K <b>940</b> =90CRI, 4000K <b>950</b> =90CRI, 5000K <b>AMB</b> =590nm, Amber <sup>22,23</sup>	<b>U</b> =Universal (120-277V) <b>9</b> =347V <b>8</b> =480V <sup>3</sup> <b>H</b> =347-480V <sup>3,26</sup>	<b>T2</b> =Type II <b>T3</b> =Type III <b>T4FT</b> =Type IV Forward Throw <b>T4W</b> =Type IV Wide <b>SL2</b> =Type II w/Spill Control <b>SL3</b> =Type III w/Spill Control <b>SL4</b> =Type IV w/Spill Control <b>SLL</b> =90 Spill Light Eliminator Left <b>SLR</b> =90 Spill Light Eliminator Right <b>RW</b> =Rectangular Wide Type I <b>5NQ</b> =Type V Square Narrow <b>5MQ</b> =Type V Square Medium <b>5WQ</b> =Type V Square Wide	<b>AP</b> =Grey <b>BK</b> =Black <b>BZ</b> =Bronze <b>DP</b> =Dark Platinum <b>GM</b> =Graphite Metallic <b>WH</b> =White <b>CC</b> =Coastal Construction

Options (Add as Suffix)		Accessories (Order Separately) <sup>15</sup>
<b>10MSP</b> =10kV MOV Surge Protection Device <b>20K</b> =20kV UL 1449 Fused Surge Protection Device <b>20MSP</b> =20kV MOV Surge Protection Device <b>3</b> =Three Position Terminal Block <b>2L</b> =UL Listed / CSA Certified <sup>6,7</sup> <b>DIM</b> =External 0-10V Dimming Leads <b>EBP</b> =Emergency Battery Pack <sup>8,21</sup> <b>CBP</b> =Cold Weather Emergency Battery Pack <sup>8,21</sup> <b>CC</b> =Coastal Construction <sup>9</sup> <b>UL</b> =UL Listed / CSA Certified <b>HSS</b> =House Side Shield <sup>10</sup> <b>G3</b> =3G Vibration Rated <b>HA</b> =50°C High Ambient Temperature <b>IH</b> =Internal Dome Hinge <sup>7</sup> <b>LCF</b> =Light Square Trim Plate Painted to Match Housing <b>DALI</b> =DALI Driver <sup>11</sup> <b>BPC</b> =Button Type Photocontrol, 120-277V <sup>25</sup>	<b>PR</b> =NEMA 3-PIN Twistlock Photocontrol Receptacle <b>PR7</b> =NEMA 7-PIN Twistlock Photocontrol Receptacle <b>LLPC</b> =Long Life Twistlock NEMA Photocontrol <sup>12</sup> <b>MS/DIM-L08</b> =Motion Sensor for Dimming Operation, Up to 8' Mounting Height <sup>11,13</sup> <b>MS/DIM-L20</b> =Motion Sensor for Dimming Operation, 9' - 20' Mounting Height <sup>11,13</sup> <b>MS/DIM-L40</b> =Motion Sensor for Dimming Operation, 21' - 40' Mounting Height <sup>11,13</sup> <b>WPS2XX</b> =WaveLinX PRO, SR Driver, Dimming Motion and Daylight, WAC Programmable, 7' - 15' Mounting <sup>14,15,16</sup> <b>WPS4XX</b> =WaveLinX PRO, SR Driver, Dimming Motion and Daylight, WAC Programmable, 15' - 40' Mounting <sup>14,15,16</sup>	<b>SA6028-XX</b> =Dual Mount Arm <sup>2</sup> <b>SA6029-XX</b> =Wall Mount Arm <sup>2</sup> <b>OA/RA1013</b> =Photocontrol Shorting Cap <b>OA/RA1016</b> =NEMA Photocontrol - Multi-Tap <b>OA/RA1027</b> =NEMA Photocontrol - 480V <b>OA/RA1201</b> =NEMA Photocontrol - 347V <b>OA1223</b> =10kV Circuit Module Replacement <b>FSIR-100</b> =Wireless Configuration Tool for Motion Sensor <sup>18</sup> <b>LS/HSS</b> =House Side Shield <sup>10,19</sup> <b>WOLC-7P-10A</b> =WaveLinX Outdoor Control Module <sup>20</sup>

- NOTES:**
- DesignLights Consortium® Qualified. Refer to [www.designlights.org](http://www.designlights.org) Qualified Products List under Family Models for details.
  - Customer is responsible for engineering analysis to confirm pole and fixture compatibility for all applications. Refer to our white paper WP513001EN for additional support information.
  - Only for use with 480V Wye systems. Per NEC, not for use with ungrounded systems, impedance grounded systems or corner grounded systems (commonly known as Three Phase Three Wire Delta, Three Phase High Leg Delta and Three Phase Corner Grounded Delta systems).
  - Not available with sensor options at 1.2A drive current. Not available in combination with HA high ambient and sensor options at 1A drive current.
  - Custom and RAL color matching available upon request. Consult your lighting representative at Cooper Lighting Solutions for more information.
  - Not available with LWR or WPS sensor options. Not available with SA1 light square configuration. 2L is with MS/DIM sensors only available with UNV voltage.
  - Not available with EBP or CBP battery pack options.
  - Not available with high ambient (HA), high voltage (8 or 9), or 1.2A drive current configurations. Universal voltage (UNV) and drive currents 1A and lower only. Rated to maximum 25C ambient operating temperatures.
  - Salt spray tested to 5,000hrs per ASTM B117. Scribe rating of 9 per ASTM D1654.
  - House side shield not for use with 5NQ, 5MQ, 5WQ, or RW distributions. The Light Square trim plate is painted black when the HSS option is selected.
  - Utilizes internal step-down transformer when 347V or 480V is selected.
  - Requires PR or PR7 photocontrol receptacle option.
  - Controls system is not available with photocontrol (BPC), photocontrol receptacle (PR or PR7), or other controls systems (MS, LWR, DALI, or DIM).
  - Replace XX with sensor color (WH, BZ or BK).
  - Sensor passive infrared (PIR) may be overly sensitive with operating below -20°C (-4°F).
  - For this device to be field-configurable, requires WAC Gateway components WAC-PoE and WPOE-120 in appropriate quantities. Only compatible with WaveLinX system and software and requires system components to be installed for operation. See website for more WaveLinX application information.
  - Replace XX with paint color.
  - This tool enables adjustment to Motion Sensor (MS) parameters including high and low modes, sensitivity, time delay, cutoff and more. Consult your lighting representative for more information.
  - Must order one per light square when ordering as a field-installable accessory.
  - Requires 7-PIN NEMA twistlock receptacle (PR7) option. The WOLC-7 cannot be used in conjunction with other control systems (MS, or LWR). Operates on 120-347V input voltages.
  - Available only with 120-277V.
  - Narrow-band 590nm +/- 5nm for wildlife and observatory use. Choose drive current A; supplied at 500mA drive current only. Exact luminaire wattage available in IES files. Available with 5WQ, 5MQ, SL2, SL3 and SL4 distributions. Can be used with HSS option.
  - Not available with HA option.
  - DOMESTIC PREFERENCES** Only product configurations with these prefixes are built to be compliant with the Buy American Act of 1933 (BAA) or the Build America Buy America Act (BABA). BABA is the minimum Government compliance requirement for the Build America Buy America standards which is part of the Infrastructure and Investment Jobs Act (IIJA). Individual Government Agencies may have more stringent compliance standards. BABAE designates the product will meet the standards set for FHWA. As noted these projects must receive Government Funding by October 1, 2025. BABAF designates the product will meet the standards set for FHWA and FTA. As noted these projects must receive Government Funding by October 1, 2026. Please refer to the [DOMESTIC PREFERENCES](#) website or consult the CLS Domestic Preferences team for more information. Components shipped separately may be separately analyzed under domestic preference requirements.
  - Not available with 347V or 480V.
  - Requires the use of an internal step down transformer when combined with sensor options. Not available in combination with the HA high ambient and sensor options at 1A.

## Product Specifications

### Construction

- Die-cast aluminum main housing and permanent mold spider mount base maintain a minimum Ø.125" wall thickness
- Integral aluminum heat sink provides superior thermal performance, enabling use in +40°C ambient with optional 50°C environments
- Top mounted door assembly, heavy wall, diecast aluminum door maintains a nominal Ø.125 thickness
- Door includes a 4.5" stainless steel safety tether standard or an optional self-retaining interior hinge
- Continuous silicone gasket provided to seal housing door assembly and optic tray
- Four inset fasteners on underside of housing provide access to luminaire interior

### Optics

- 17 patented AccuLED high efficiency roadway and area optical distributions
- 3 shielding options for spill light control; available factory-installed or as field-installed accessory

### Electrical

- LED drivers mount to die-cast aluminum back housing for optimal heat sinking, operation efficacy, and prolonged life
- Standard drivers feature electronic universal voltage (120-277V 50/60Hz), 347V 60Hz or 480V 60Hz

- operation, greater than 0.9 power factor, less than 20% harmonic distortion
- 10kV surge protection provided standard
- Occupancy sensor and dimming options available

### Mounting

- Fitter assembly mounts over 3" O.D. Tenon via four concealed, steel set screws and jam-setscrews
- 1.5G vibration rated standard; option for 3G rated

### Finish

- Housing is finished in five-stage super TGIC polyester powder coat paint, 2.5 mil nominal thickness for superior protection against fade and wear. Coastal construction option available.
- Lightsquares cover plates are standard white and may be specified to match finish of luminaire housing
- RAL and custom color matches available
- Additional charges and lead time apply

### Compliance

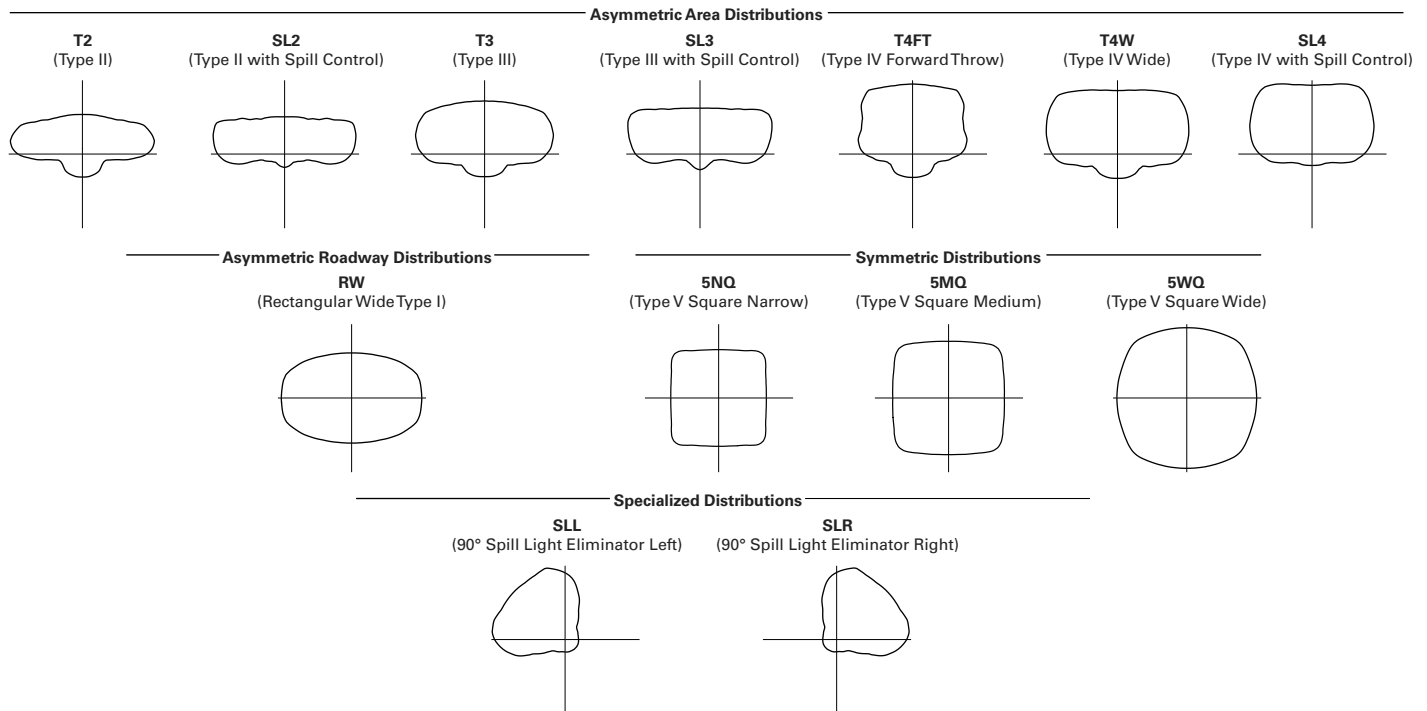
- Lightsquares feature an IP66 enclosure rating
- Available in Coastal Construction, salt spray tested to over 5,000-hours per ASTM B117, with a scribe rating of 9 per ASTM D1654
- Housing and optics IK10 impact rated
- IDA Certified 3000K CCT and warmer only

- cULus listed for use in -40°C to 50° environments
- BAA domestic preference option meets BAA requirements. See DOMESTIC PREFERENCES website or consult the CLS Domestic Preferences team for more information
- Products that meet BABA through Exemption (BABAE): This exception allows any product to satisfy BABA requirements regardless of domestic content manufacturing for projects funded by FHWA through Oct 1st 2025.
- Products that meet BABA through BAA Exemption (BABAF): FHWA and FTA agencies are utilizing their BAA rules for BABA compliance. Cooper's products with a BAA designation are manufactured in the US and utilize a BAA COTS exemption rule for compliance. To verify a configured product with specific accessories and options meet BABA Domestic Preference Requirements; submit this catalog number to Cooper Lighting Quotation team for validation by our Engineering and Manufacturing teams.
- Please refer to the [DOMESTIC PREFERENCES](#) website or consult the CLS Domestic Preferences team for more information
- Components shipped separately may be separately analyzed under domestic preference requirements

### Warranty

- Five year limited warranty, consult website for details. [www.cooperlighting.com/legal](http://www.cooperlighting.com/legal)

## Optical Distributions



### Lumen Maintenance

Drive Current	Ambient Temperature	TM-21 Lumen Maintenance (60,000 Hours)	Project L70 (Hours)
Up to 1A	Up to 50°C	> 95%	416,000
1.2A	Up to 40°C	> 90%	205,000

### Lumen Multiplier

Ambient Temperature	Lumen Multiplier
0°C	1.02
10°C	1.01
25°C	1.00
40°C	0.99
50°C	0.97

[View PMM Mesa IES files](#)

Energy and Performance Data

Power and Lumens (1.2A)

Number of Light Squares		1	2	3	4
<b>Nominal Power (Watts)</b>		67	129	191	258
<b>Input Current @ 120V (A)</b>		0.58	1.16	1.78	2.31
<b>Input Current @ 208V (A)</b>		0.33	0.63	0.93	1.27
<b>Input Current @ 240V (A)</b>		0.29	0.55	0.80	1.10
<b>Input Current @ 277V (A)</b>		0.25	0.48	0.70	0.96
<b>Input Current @ 347V (A)</b>		0.20	0.39	0.57	0.78
<b>Input Current @ 480V (A)</b>		0.15	0.30	0.43	0.60
<b>Optics</b>					
<b>T2</b>	4000K/5000K Lumens	6,840	13,452	19,853	26,239
	4000K/5000K Lumens Per Watt	102	104	104	102
	3000K Lumens	6,229	12,251	18,080	23,896
	3000K Lumens Per Watt	93	95	95	93
	BUG Rating	B1-U0-G2	B2-U0-G2	B3-U0-G3	B3-U0-G4
<b>T3</b>	4000K/5000K Lumens	6,848	13,468	19,876	26,270
	4000K/5000K Lumens Per Watt	102	104	104	102
	3000K Lumens	6,236	12,266	18,101	23,924
	3000K Lumens Per Watt	93	95	95	93
	BUG Rating	B1-U0-G2	B2-U0-G2	B3-U0-G3	B3-U0-G4
<b>T4FT</b>	4000K/5000K Lumens	6,873	13,519	19,951	26,369
	4000K/5000K Lumens Per Watt	103	105	104	102
	3000K Lumens	6,260	12,312	18,170	24,014
	3000K Lumens Per Watt	93	95	95	93
	BUG Rating	B1-U0-G2	B2-U0-G3	B2-U0-G4	B3-U0-G4
<b>T4W</b>	4000K/5000K Lumens	6,953	13,675	20,182	26,674
	4000K/5000K Lumens Per Watt	104	106	106	103
	3000K Lumens	6,332	12,454	18,380	24,292
	3000K Lumens Per Watt	95	97	96	94
	BUG Rating	B1-U0-G2	B2-U0-G3	B3-U0-G4	B3-U0-G4
<b>SL2</b>	4000K/5000K Lumens	6,812	13,399	19,773	26,134
	4000K/5000K Lumens Per Watt	102	104	104	101
	3000K Lumens	6,204	12,202	18,008	23,801
	3000K Lumens Per Watt	93	95	94	92
	BUG Rating	B1-U0-G2	B2-U0-G3	B3-U0-G3	B3-U0-G4
<b>SL3</b>	4000K/5000K Lumens	6,729	13,234	19,531	25,813
	4000K/5000K Lumens Per Watt	100	103	102	100
	3000K Lumens	6,128	12,053	17,787	23,509
	3000K Lumens Per Watt	91	93	93	91
	BUG Rating	B1-U0-G2	B2-U0-G3	B2-U0-G3	B3-U0-G4

1.2A continued on next page

**Power and Lumens (1.2A)**

Number of Light Squares		1	2	3	4
<b>Nominal Power (Watts)</b>		67	129	191	258
<b>Input Current @ 120V (A)</b>		0.58	1.16	1.78	2.31
<b>Input Current @ 208V (A)</b>		0.33	0.63	0.93	1.27
<b>Input Current @ 240V (A)</b>		0.29	0.55	0.80	1.10
<b>Input Current @ 277V (A)</b>		0.25	0.48	0.70	0.96
<b>Input Current @ 347V (A)</b>		0.20	0.39	0.57	0.78
<b>Input Current @ 480V (A)</b>		0.15	0.30	0.43	0.60
<b>Optics</b>					
<b>SL4</b>	4000K/5000K Lumens	6,680	13,138	19,389	25,625
	4000K/5000K Lumens Per Watt	100	102	102	99
	3000K Lumens	6,083	11,965	17,657	23,337
	3000K Lumens Per Watt	91	93	92	90
	BUG Rating	B1-U0-G2	B1-U0-G3	B2-U0-G4	B2-U0-G4
<b>5NQ</b>	4000K/5000K Lumens	7,017	13,801	20,368	26,920
	4000K/5000K Lumens Per Watt	105	107	107	104
	3000K Lumens	6,390	12,569	18,549	24,516
	3000K Lumens Per Watt	95	97	97	95
	BUG Rating	B3-U0-G1	B3-U0-G2	B4-U0-G2	B4-U0-G2
<b>5MQ</b>	4000K/5000K Lumens	7,386	14,527	21,439	28,336
	4000K/5000K Lumens Per Watt	110	113	112	110
	3000K Lumens	6,727	13,230	19,525	25,806
	3000K Lumens Per Watt	100	103	102	100
	BUG Rating	B3-U0-G1	B4-U0-G2	B4-U0-G2	B5-U0-G3
<b>5WQ</b>	4000K/5000K Lumens	7,356	14,469	21,352	28,221
	4000K/5000K Lumens Per Watt	110	112	112	109
	3000K Lumens	6,699	13,177	19,446	25,701
	3000K Lumens Per Watt	100	102	102	100
	BUG Rating	B3-U0-G2	B4-U0-G2	B5-U0-G3	B5-U0-G4
<b>SLL/SLR</b>	4000K/5000K Lumens	5,874	11,554	17,051	22,536
	4000K/5000K Lumens Per Watt	88	90	89	87
	3000K Lumens	5,350	10,522	15,529	20,524
	3000K Lumens Per Watt	80	82	81	80
	BUG Rating	B1-U0-G2	B2-U0-G3	B2-U0-G3	B3-U0-G4
<b>RW</b>	4000K/5000K Lumens	7,042	13,851	20,441	27,017
	4000K/5000K Lumens Per Watt	105	107	107	105
	3000K Lumens	6,414	12,614	18,616	24,605
	3000K Lumens Per Watt	96	98	97	95
	BUG Rating	B3-U0-G1	B3-U0-G2	B4-U0-G2	B4-U0-G2

**Power and Lumens (1.0A)**

Number of Light Squares		1	2	3	4
<b>Nominal Power (Watts)</b>		59	113	166	225
<b>Input Current @ 120V (A)</b>		0.51	1.02	1.53	2.03
<b>Input Current @ 208V (A)</b>		0.29	0.56	0.82	1.11
<b>Input Current @ 240V (A)</b>		0.26	0.48	0.71	0.96
<b>Input Current @ 277V (A)</b>		0.23	0.42	0.61	0.83
<b>Input Current @ 347V (A)</b>		0.17	0.32	0.50	0.64
<b>Input Current @ 480V (A)</b>		0.14	0.24	0.37	0.48
<b>Optics</b>					
<b>T2</b>	4000K/5000K Lumens	6,256	12,304	18,158	23,999
	4000K/5000K Lumens Per Watt	106	109	109	107
	3000K Lumens	5,697	11,205	16,537	21,856
	3000K Lumens Per Watt	97	99	100	97
	BUG Rating	B1-U0-G2	B2-U0-G2	B3-U0-G3	B3-U0-G4
<b>T3</b>	4000K/5000K Lumens	6,263	12,318	18,179	24,027
	4000K/5000K Lumens Per Watt	106	109	110	107
	3000K Lumens	5704	11219	16556	21882
	3000K Lumens Per Watt	97	99	100	97
	BUG Rating	B1-U0-G2	B2-U0-G2	B3-U0-G3	B3-U0-G4
<b>T4FT</b>	4000K/5000K Lumens	6,287	12,365	18,248	24,118
	4000K/5000K Lumens Per Watt	107	109	110	107
	3000K Lumens	5,725	11,261	16,618	21,964
	3000K Lumens Per Watt	97	100	100	98
	BUG Rating	B1-U0-G2	B2-U0-G3	B2-U0-G4	B3-U0-G4
<b>T4W</b>	4000K/5000K Lumens	6,359	12,508	18,459	24,397
	4000K/5000K Lumens Per Watt	108	111	111	108
	3000K Lumens	5,792	11,391	16,811	22,219
	3000K Lumens Per Watt	98	101	101	99
	BUG Rating	B1-U0-G2	B2-U0-G3	B3-U0-G4	B3-U0-G4
<b>SL2</b>	4000K/5000K Lumens	6,231	12,255	18,085	23,903
	4000K/5000K Lumens Per Watt	106	108	109	106
	3000K Lumens	5,674	11,161	16,471	21,769
	3000K Lumens Per Watt	96	99	99	97
	BUG Rating	B1-U0-G2	B2-U0-G3	B3-U0-G3	B3-U0-G4
<b>SL3</b>	4000K/5000K Lumens	6,154	12,104	17,863	23,610
	4000K/5000K Lumens Per Watt	104	107	108	105
	3000K Lumens	5,605	11,024	16,268	21,502
	3000K Lumens Per Watt	95	98	98	96
	BUG Rating	B1-U0-G2	B2-U0-G3	B2-U0-G3	B3-U0-G4

1A continued on next page

**Power and Lumens (1A)**

Number of Light Squares		1	2	3	4
<b>Nominal Power (Watts)</b>		59	113	166	225
<b>Input Current @ 120V (A)</b>		0.51	1.02	1.53	2.03
<b>Input Current @ 208V (A)</b>		0.29	0.56	0.82	1.11
<b>Input Current @ 240V (A)</b>		0.26	0.48	0.71	0.96
<b>Input Current @ 277V (A)</b>		0.23	0.42	0.61	0.83
<b>Input Current @ 347V (A)</b>		0.17	0.32	0.50	0.64
<b>Input Current @ 480V (A)</b>		0.14	0.24	0.37	0.48
<b>Optics</b>					
<b>SL4</b>	4000K/5000K Lumens	6,109	12,016	17,733	23,438
	4000K/5000K Lumens Per Watt	104	106	107	104
	3000K Lumens	5,564	10,943	16,150	21,345
	3000K Lumens Per Watt	94	97	97	95
	BUG Rating	B1-U0-G2	B1-U0-G3	B2-U0-G4	B2-U0-G4
<b>5NQ</b>	4000K/5000K Lumens	6,418	12,623	18,629	24,622
	4000K/5000K Lumens Per Watt	109	112	112	109
	3000K Lumens	5,845	11,496	16,966	22,423
	3000K Lumens Per Watt	99	102	102	100
	BUG Rating	B2-U0-G1	B3-U0-G2	B4-U0-G2	B4-U0-G2
<b>5MQ</b>	4000K/5000K Lumens	6,756	13,287	19,609	25,917
	4000K/5000K Lumens Per Watt	115	118	118	115
	3000K Lumens	6,152	12,101	17,858	23,603
	3000K Lumens Per Watt	104	107	108	105
	BUG Rating	B3-U0-G1	B4-U0-G2	B4-U0-G2	B5-U0-G3
<b>5WQ</b>	4000K/5000K Lumens	5,728	13,233	19,530	25,812
	4000K/5000K Lumens Per Watt	97	117	118	115
	3000K Lumens	6,127	12,052	17,786	23,507
	3000K Lumens Per Watt	104	107	107	104
	BUG Rating	B3-U0-G2	B4-U0-G2	B5-U0-G3	B5-U0-G3
<b>SLL/ SLR</b>	4000K/5000K Lumens	5,373	10,568	15,595	20,612
	4000K/5000K Lumens Per Watt	91	94	94	92
	3000K Lumens	4,893	9,624	14,203	18,772
	3000K Lumens Per Watt	83	85	86	83
	BUG Rating	B1-U0-G2	B1-U0-G3	B2-U0-G3	B2-U0-G4
<b>RW</b>	4000K/5000K Lumens	6,441	12,669	18,696	24,710
	4000K/5000K Lumens Per Watt	109	112	113	110
	3000K Lumens	5,866	11,538	17,027	22,504
	3000K Lumens Per Watt	99	102	103	100
	BUG Rating	B3-U0-G1	B3-U0-G2	B4-U0-G2	B4-U0-G2

**Power and Lumens (800mA)**

Number of Light Squares		1	2	3	4
<b>Nominal Power (Watts)</b>		44	85	124	171
<b>Input Current @ 120V (A)</b>		0.39	0.77	1.13	1.54
<b>Input Current @ 208V (A)</b>		0.22	0.44	0.62	0.88
<b>Input Current @ 240V (A)</b>		0.19	0.38	0.54	0.76
<b>Input Current @ 277V (A)</b>		0.17	0.36	0.47	0.72
<b>Input Current @ 347V (A)</b>		0.15	0.24	0.38	0.49
<b>Input Current @ 480V (A)</b>		0.11	0.18	0.29	0.37
<b>Optics</b>					
<b>T2</b>	4000K/5000K Lumens	5,051	9,935	14,662	19,378
	4000K/5000K Lumens Per Watt	115	117	118	113
	3000K Lumens	4,600	9,048	13,353	17,648
	3000K Lumens Per Watt	105	106	108	103
	BUG Rating	B1-U0-G1	B2-U0-G2	B2-U0-G2	B3-U0-G3
<b>T3</b>	4000K/5000K Lumens	5,057	9,947	14,679	19,401
	4000K/5000K Lumens Per Watt	115	117	118	113
	3000K Lumens	4,606	9,059	13,368	17,669
	3000K Lumens Per Watt	105	107	108	103
	BUG Rating	B1-U0-G1	B2-U0-G2	B2-U0-G2	B3-U0-G3
<b>T4FT</b>	4000K/5000K Lumens	5,076	9,984	14,734	19,474
	4000K/5000K Lumens Per Watt	115	117	119	114
	3000K Lumens	4,623	9,093	13,419	17,735
	3000K Lumens Per Watt	105	107	108	104
	BUG Rating	B1-U0-G2	B1-U0-G2	B2-U0-G3	B2-U0-G4
<b>T4W</b>	4000K/5000K Lumens	5,135	10,100	14,905	19,700
	4000K/5000K Lumens Per Watt	117	119	120	115
	3000K Lumens	4,676	9,198	13,574	17,941
	3000K Lumens Per Watt	106	108	109	105
	BUG Rating	B1-U0-G2	B2-U0-G2	B2-U0-G3	B3-U0-G4
<b>SL2</b>	4000K/5000K Lumens	5,031	9,895	14,603	19,301
	4000K/5000K Lumens Per Watt	114	116	118	113
	3000K Lumens	4,582	9,012	13,299	17,577
	3000K Lumens Per Watt	104	106	107	103
	BUG Rating	B1-U0-G1	B2-U0-G2	B2-U0-G3	B3-U0-G3
<b>SL3</b>	4000K/5000K Lumens	4,969	9,774	14,424	19,064
	4000K/5000K Lumens Per Watt	113	115	116	111
	3000K Lumens	4,526	8,901	13,136	17,362
	3000K Lumens Per Watt	103	105	106	102
	BUG Rating	B1-U0-G2	B1-U0-G2	B2-U0-G3	B2-U0-G3
<b>SL4</b>	4000K/5000K Lumens	4,933	9,703	14,319	18,925
	4000K/5000K Lumens Per Watt	112	114	115	111
	3000K Lumens	4,493	8,836	13,041	17,235
	3000K Lumens Per Watt	102	104	105	101
	BUG Rating	B1-U0-G2	B1-U0-G3	B1-U0-G3	B2-U0-G4

800mA continued on next page

**Power and Lumens (800mA)**

Number of Light Squares		1	2	3	4
<b>Nominal Power (Watts)</b>		44	85	124	171
<b>Input Current @ 120V (A)</b>		0.39	0.77	1.13	1.54
<b>Input Current @ 208V (A)</b>		0.22	0.44	0.62	0.88
<b>Input Current @ 240V (A)</b>		0.19	0.38	0.54	0.76
<b>Input Current @ 277V (A)</b>		0.17	0.36	0.47	0.72
<b>Input Current @ 347V (A)</b>		0.15	0.24	0.38	0.49
<b>Input Current @ 480V (A)</b>		0.11	0.18	0.29	0.37
<b>Optics</b>					
<b>5NQ</b>	4000K/5000K Lumens	5,182	10,193	15,042	19,881
	4000K/5000K Lumens Per Watt	118	120	121	116
	3000K Lumens	4,720	9,283	13,699	18,106
	3000K Lumens Per Watt	107	109	110	106
	BUG Rating	B2-U0-G1	B3-U0-G1	B3-U0-G2	B4-U0-G2
<b>5MQ</b>	4000K/5000K Lumens	5,455	10,729	15,833	20,927
	4000K/5000K Lumens Per Watt	124	126	128	122
	3000K Lumens	4,968	9,771	14,420	19,058
	3000K Lumens Per Watt	113	115	116	111
	BUG Rating	B3-U0-G1	B3-U0-G2	B4-U0-G2	B4-U0-G2
<b>5WQ</b>	4000K/5000K Lumens	5,433	10,685	15,769	20,842
	4000K/5000K Lumens Per Watt	123	126	127	122
	3000K Lumens	4,948	9,731	14,361	18,981
	3000K Lumens Per Watt	112	114	116	111
	BUG Rating	B3-U0-G1	B4-U0-G2	B4-U0-G2	B5-U0-G3
<b>SLL/SLR</b>	4000K/5000K Lumens	4,338	8,533	12,593	16,644
	4000K/5000K Lumens Per Watt	99	100	102	97
	3000K Lumens	3,951	7,771	11,468	15,157
	3000K Lumens Per Watt	90	91	92	89
	BUG Rating	B1-U0-G2	B1-U0-G2	B2-U0-G3	B2-U0-G3
<b>RW</b>	4000K/5000K Lumens	5,201	10,229	15,096	19,953
	4000K/5000K Lumens Per Watt	118	120	122	117
	3000K Lumens	4,737	9,316	13,749	18,171
	3000K Lumens Per Watt	108	110	111	106
	BUG Rating	B2-U0-G1	B3-U0-G1	B3-U0-G2	B4-U0-G2

**Power and Lumens (600mA)**

Number of Light Squares		1	2	3	4
<b>Nominal Power (Watts)</b>		34	66	96	129
<b>Input Current @ 120V (A)</b>		0.30	0.58	0.86	1.16
<b>Input Current @ 208V (A)</b>		0.17	0.34	0.49	0.65
<b>Input Current @ 240V (A)</b>		0.15	0.30	0.43	0.56
<b>Input Current @ 277V (A)</b>		0.14	0.28	0.41	0.52
<b>Input Current @ 347V (A)</b>		0.11	0.19	0.30	0.39
<b>Input Current @ 480V (A)</b>		0.08	0.15	0.24	0.30
<b>Optics</b>					
<b>T2</b>	4000K/5000K Lumens	4,031	7,928	11,700	14,563
	4000K/5000K Lumens Per Watt	119	120	122	113
	3000K Lumens	3,671	7,220	10,655	14,082
	3000K Lumens Per Watt	108	109	111	109
	BUG Rating	B1-U0-G1	B1-U0-G2	B2-U0-G2	B2-U0-G2
<b>T3</b>	4000K/5000K Lumens	4,035	7,937	11,713	15,481
	4000K/5000K Lumens Per Watt	119	120	122	120
	3000K Lumens	2,675	7,228	10,667	14,099
	3000K Lumens Per Watt	79	110	111	109
	BUG Rating	B1-U0-G1	B1-U0-G2	B2-U0-G2	B2-U0-G3
<b>T4FT</b>	4000K/5000K Lumens	4,051	7,967	11,757	15,539
	4000K/5000K Lumens Per Watt	119	121	122	120
	3000K Lumens	3,689	7,255	10,708	14,152
	3000K Lumens Per Watt	109	110	112	110
	BUG Rating	B1-U0-G1	B1-U0-G2	B2-U0-G2	B2-U0-G3
<b>T4W</b>	4000K/5000K Lumens	4,097	8,059	11,894	15,719
	4000K/5000K Lumens Per Watt	121	122	124	122
	3000K Lumens	3,732	7,340	10,832	14,316
	3000K Lumens Per Watt	110	111	113	111
	BUG Rating	B1-U0-G1	B2-U0-G2	B2-U0-G2	B2-U0-G3
<b>SL2</b>	4000K/5000K Lumens	4,015	7,896	11,653	15,401
	4000K/5000K Lumens Per Watt	118	120	121	119
	3000K Lumens	3,656	7,191	10,612	14,026
	3000K Lumens Per Watt	108	109	111	109
	BUG Rating	B1-U0-G1	B1-U0-G2	B2-U0-G3	B2-U0-G3
<b>SL3</b>	4000K/5000K Lumens	3,965	7,799	11,510	15,212
	4000K/5000K Lumens Per Watt	117	118	120	118
	3000K Lumens	3,611	7,103	10,482	13,854
	3000K Lumens Per Watt	106	108	109	107
	BUG Rating	B1-U0-G1	B1-U0-G2	B2-U0-G3	B2-U0-G3
<b>SL4</b>	4000K/5000K Lumens	3,936	7,742	11,426	15,101
	4000K/5000K Lumens Per Watt	116	117	119	117
	3000K Lumens	3,585	7,051	10,406	13,753
	3000K Lumens Per Watt	105	107	108	107
	BUG Rating	B1-U0-G2	B1-U0-G2	B1-U0-G3	B1-U0-G3

600mA continued on next page

**Power and Lumens (600mA)**

Number of Light Squares		1	2	3	4
<b>Nominal Power (Watts)</b>		34	66	96	129
<b>Input Current @ 120V (A)</b>		0.30	0.58	0.86	1.16
<b>Input Current @ 208V (A)</b>		0.17	0.34	0.49	0.65
<b>Input Current @ 240V (A)</b>		0.15	0.30	0.43	0.56
<b>Input Current @ 277V (A)</b>		0.14	0.28	0.41	0.52
<b>Input Current @ 347V (A)</b>		0.11	0.19	0.30	0.39
<b>Input Current @ 480V (A)</b>		0.08	0.15	0.24	0.30
<b>Optics</b>					
<b>5NQ</b>	4000K/5000K Lumens	4,135	8,133	12,003	15,864
	4000K/5000K Lumens Per Watt	122	123	125	123
	3000K Lumens	3,766	7,407	10,931	14,448
	3000K Lumens Per Watt	111	112	114	112
	BUG Rating	B2-U0-G1	B3-U0-G1	B3-U0-G1	B3-U0-G2
<b>5MQ</b>	4000K/5000K Lumens	4,353	8,561	12,634	16,698
	4000K/5000K Lumens Per Watt	128	130	132	129
	3000K Lumens	3,964	7,797	11,506	15,208
	3000K Lumens Per Watt	117	118	120	118
	BUG Rating	B3-U0-G1	B3-U0-G2	B4-U0-G2	B4-U0-G2
<b>5WQ</b>	4000K/5000K Lumens	4,335	8,526	12,583	16,631
	4000K/5000K Lumens Per Watt	128	129	131	129
	3000K Lumens	3,948	7,765	11,460	15,146
	3000K Lumens Per Watt	116	118	119	117
	BUG Rating	B3-U0-G1	B3-U0-G2	B4-U0-G2	B4-U0-G2
<b>SLL/SLR</b>	4000K/5000K Lumens	3,462	6,809	10,048	13,281
	4000K/5000K Lumens Per Watt	102	103	105	103
	3000K Lumens	3,153	6,201	9,151	12,095
	3000K Lumens Per Watt	93	94	95	94
	BUG Rating	B1-U0-G1	B1-U0-G2	B1-U0-G3	B2-U0-G3
<b>RW</b>	4000K/5000K Lumens	4,150	8,163	12,046	15,921
	4000K/5000K Lumens Per Watt	122	124	125	123
	3000K Lumens	3,780	7,434	10,971	14,500
	3000K Lumens Per Watt	111	113	114	112
	BUG Rating	B2-U0-G1	B3-U0-G1	B3-U0-G2	B4-U0-G2

## Control Options

### 0-10V (DIM)

The DIM option provides 0-10V dimming wire leads for use with a lighting control panel or other control method.

### Photocontrol (PR and PR7)

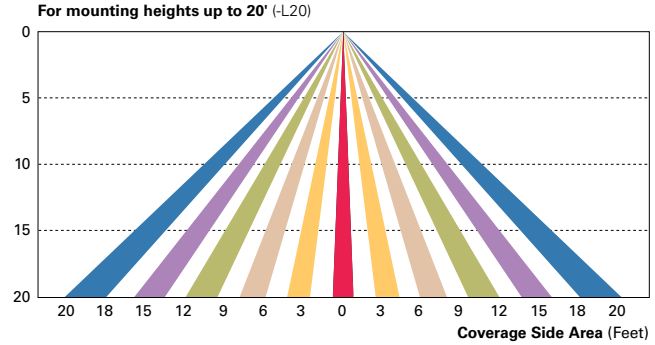
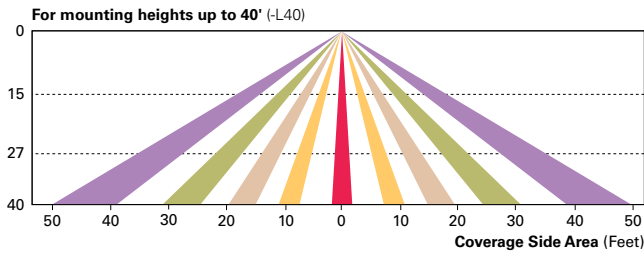
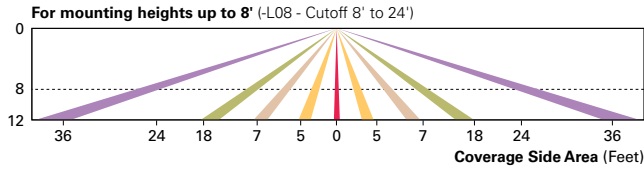
Optional photocontrol receptacles (PR and PR7) provide a flexible solution to enable "dusk-to-dawn" lighting by sensing light levels. Advanced control systems compatible with NEMA 7-pin standards can be utilized with the PR7 receptacle.

### Dimming Occupancy Sensor (MS/DIM-LXX, MS/X-LXX and MS-LXX)

These sensors are factory installed in the luminaire housing. When the MS/DIM-LXX sensor option is selected, the occupancy sensor is connected to a dimming driver and the entire luminaire dims when there is no activity detected. When activity is detected, the luminaire returns to full light output. The MS/DIM sensor is factory preset to dim down to approximately 50 percent power with a time delay of five minutes. The MS-LXX sensor is factory preset to turn the luminaire off after five minutes of no activity. The MS/X-LXX is also preset for five minutes and only controls the specified number of light engines to maintain steady output from the remaining light engines.

These occupancy sensors includes an integral photocell that can be activated with the FSIR-100 accessory for "dusk-to-dawn" control or daylight harvesting - the factory preset is OFF. The FSIR-100 is a wireless tool utilized for changing the dimming level, time delay, sensitivity and other parameters.

A variety of sensor lens are available to optimize the coverage pattern for mounting heights from 8'-40'.



**WaveLinx Wireless Control and Monitoring System** Available in 7-PIN or 4-PIN configurations, the WaveLinx Outdoor control platform operates on a wireless mesh network based on IEEE 802.15.4 standards enabling wireless control of outdoor lighting. Use the WaveLinx Mobile application for set-up and configuration. At least one Wireless Area Controller (WAC) is required for full functionality and remote communication (including wadjustment of any factory pre-sets).

**WaveLinx Outdoor Control Module (WOLC-7P-10A)** A photocontrol that enables astronomic or time-based schedules to provide ON, OFF and dimming control of fixtures utilizing a 7-PIN receptacle. The out-of-box functionality is ON at dusk and OFF at dawn.

**WaveLinx PRO Wireless Sensor (WPS2 and WPS4)** These outdoor sensors offer passive infrared (PIR) occupancy and a photocell for closed loop daylight sensing. These sensors are factory preset to dim down to approximately 50 percent power after 15 minutes of no activity detected. These occupancy sensors include an integral photocell for "dusk-to-dawn" control or daylight harvesting that is factory-enabled. A variety of sensor lenses are available to optimize the coverage pattern for mounting heights from 7'-40'.

