

DESCRIPTION

The H7UICT housings is designed to be used in direct contact with insulation. The wide variety of trims available allows a number of different lighting effects to be created with one basic housing.

APPLICATION

The H7UICT housings is suited for use in insulated ceilings in residential and commercial applications. The IC construction allows an unbroken insulation barrier to be maintained.

DESIGN FEATURES

A...Housing

Double wall aluminum construction for greater heat dissipation.

B...Socket Plate

Fixed socket plate maintains consistent lamp position.

C...Plaster Frame

Housing adjusts in plaster frame 1 3/8" to accommodate different ceiling thicknesses. Plaster frame features include:

- Regressed locking screw for securing hanger bars
- Cutouts for easily crimping hanger bars in position
- Halo name embossed on plaster frame Galvanized steel construction. The housing can be removed from plaster frame to provide access to the junction box.

D...Junction Box

Junction box features include:

- UL listed for through branch circuit wiring
- Positioned to accommodate straight conduit runs
- Seven 1/2" trade size conduit knockouts with true pry-out

slots

- Slide-N-Side™ connectors allow 14/2 or 12/2 non-metallic sheathed cable to be installed without tools and without removing knockouts

E...GOT NAIL! Pass-N-Thru™ Bar Hangers

Bar Hanger Features include:

- Pre-installed nail easily installs in regular lumber, engineered lumber and laminated beams
- Safety and guidance system prevents snagging, ensures smooth straight nail penetration and allows bar hangers to be easily removed if necessary.
- Automatic levelling flange aligns the housing and lets you hold the housing in place with one hand while driving nails
- Housing can be positioned at any point within 24" joist span
- Score lines allow "toolless" shortening for 12" joists
- Bar hangers may be repositioned 90°
- Bar hangers do not need to be removed from frame for shortening

- Integral T-bar clips snaps onto T-bars - no additional clips required

G...Thermal Protector

Self resetting thermal protector deactivates fixture if overheating occurs due to improper lamping.

Labels

- UL Listed for Damp Location
 - UL listed for Feed Through
 - UL listed for Direct Contact with Insulation and combustible material
 - CSA Certified
- Meets following requirements:
- State of California Title 24

Catalog #	Type
Project	
Comments	
Prepared by	Date

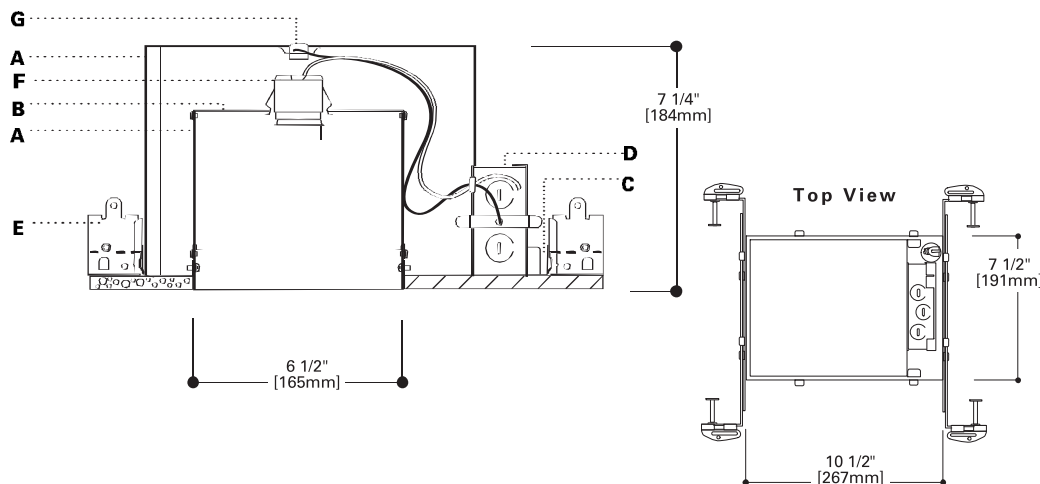


H7UICT

6" Insulated Ceiling Recessed Housing

6" TRIMS

FOR USE IN
INSULATED CEILINGS
FOR DIRECT CONTACT
WITH INSULATION



UPGRADE FEATURES:

- SLIDE-N-SIDE™ JUNCTION BOX
- GOT NAIL!™ BAR HANGERS
- PASS-N-THRU™ BAR HANGERS
- REGRESSED LOCKING SCREW
- HALO ID ON PLASTER FRAME

Ordering information on reverse

TRIMS

ORDERING INFORMATION

SAMPLE NUMBER: H7UICT-426RG

Order housing, trim and accessories separately.

Housing

Trims

H7UICT=7" Insulated Ceiling Housing

REFLECTORS



30

AIR-TITE Super Trim
100W A19, 100W PAR38, 100W R30, 75W PAR30, 65W BR30
30CAT=Specular Clear, Air-Tite
30HAT=Haze, Air-Tite
30RGAT=Residential Gold, Air-Tite
OD: 7 1/4" (184mm)



30

AIR-TITE Super Trim
100W R30, 85W BR30, 60W A19, 75W PAR30, 75W PAR30L, 75W PAR38
30SBAT=Specular Black, Air-Tite
OD: 7 1/4" (184mm)



404

Specular Reflector
100W A19
404C=Specular Clear
404H=Haze
404RG=Residential Gold
OD: 7 1/4" (184mm)



426

Specular Reflector Cone
75W PAR30, 65W BR30, 100W PAR38, 100W R30, 100W R40
426=Specular Clear
426H=Haze
426RG=Residential Gold
426CG=Champagne Gold
426MB=Specular Black
OD: 7 1/4" (184mm)



429

Dayform Cone
75W R30, 65W BR30, 100W R40, 75W PAR30, 90W PAR38
429P=White
OD: 7 1/4" (184mm)



4041

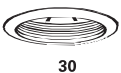
Self Flanged Reflector
100W A19
4041P=White
OD: 7 1/4" (184mm)



4261

Self Flanged Reflector Cone
75W PAR30, 65W BR30, 100W PAR38, 100W R30, 100W R40
4261P=White
OD: 7 1/4" (184mm)

BAFFLES



30

AIR-TITE Super Trim
75W A19, 100W PAR38, 100W R30, 75W PAR30
30PAT=Black Baffle
30WAT=White Baffle
OD: 7 1/4" (184mm)



310

Baffle
90W PAR38, 100W R40, 75W R30, 75W PAR30
310P=Black Baffle
310W=White Baffle
OD: 7 1/4" (184mm)



312

75W PAR30L, 75W R30, 75W BR30
312P=Black Baffle
312W=White Baffle
OD: 7 1/4" (184mm)

ADJUSTABLES



74

EYEBALLS AND ADJUSTABLES
Eyeball - 30° Tilt
75W PAR30
74P=White Eyeball
OD: 8" (203mm)



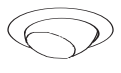
76

Gimbal Ring Side Prong
75W R20, 50W PAR20
76P=White Eyeball
OD: 8" (203mm)



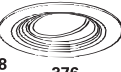
77

Eyeball
75W R20, 50W PAR20
77P=White Eyeball
OD: 8" (203mm)



78

Eyeball - 30° Tilt
75W R30, 65W BR30, 75W PAR30L
78P=White Eyeball
78SL=Silver
78B=Brass Eyeball
78PB=Polished Brass Eyeball
78PAT=Polished Brass Eyeball
OD: 8" (203mm)



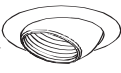
376

Adjustable
75W PAR30
376P=Black Baffle, White Trim Ring
OD: 7 1/4" (184mm)



378

Adjustable with Splay Reflector
75W PAR30
378=White w/ Specular Clear Splay Reflector
378=White w/ White Splay Reflector
OD: 7 1/4" (184mm)



417

Coilex Baffle Eyeball
75W PAR30, 65W BR30
417P=White with Black Baffle
417PB=Brass with Black Baffle
417W=Brass with White Baffle
OD: 8" (203mm)



419

Regressed Eyeball
75W PAR30
419=White w/ Specular Clear Splay Reflector
419P=White w/ White Splay Reflector
OD: 8" (203mm)



420

Coilex Regressed Eyeball
75W BR30, 75W PAR30L
420P=Black Baffle, White Eyeball
420PB=Black Baffle, Polished Brass Eyeball
420W=White Baffle, White Eyeball
OD: 7 1/4" (184mm)

DIFFUSERS



70

Glass Albalite Lens
60W A19
70P=White Trim Ring
70PS=White Trim Ring, Shower Light
OD: 8" (203mm)



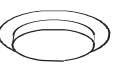
170

Glass Albalite Lens
60W A19
170P=White Trim Ring
170PS=White Trim Ring, Shower Light
OD: 8" (203mm)



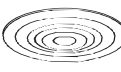
71

Plastic Drop Opal
60W A19
71P=White Trim Ring
71PS=White Trim Ring, Shower Light
OD: 8" (203mm)



171

Plastic Drop Opal
60W A19
171P=White Trim Ring
171PS=White Trim Ring, Shower Light
OD: 8" (203mm)



73

Glass Fresnel Lens
60W A19
73P=White Trim Ring
73PS=White Trim Ring, Shower Light
OD: 8" (203mm)



173

Glass Fresnel Lens
60W A19
173P=White Trim Ring
173PS=White Trim Ring, Shower Light
OD: 8" (203mm)



75

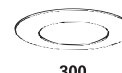
All-Glas Diffuser
60W A19
75P=All Glass Diffuser
OD: 7 3/4" (197mm)



172

Shower Light
75W A19, 75W PAR30
172PS=Shower Light
OD: 7 3/4" (197mm)

OPEN



300

Open
75W R30, 75W PAR30, 65W BR30
300P=White Open
OD: 7 1/4" (184mm)



327

Splay Trim with Socket Support
75W R30, 75W PAR30, 65W BR30
327P=White Splay
OD: 7 1/4" (184mm)



401

Open
100W R40
401P=White Open
401AL=Aluminum Open
401PB=Polished Brass Open
OD: 8" (203mm)



428

Splay Trim
150W R40
428P=White Splay
OD: 7 1/4" (184mm)

WALL WASH



424

Wall Wash
100W A19
424P=White Wall Wash
OD: 7 1/4" (184mm)



425

Coilex Wall Wash
60W A19
425P=White Wall Wash w/ Black Baffle
425W=White Wall Wash w/ White Baffle
OD: 7 1/4" (184mm)



430

Baffle Wall Wash
40W A19
430P=Black Baffle, White Scoop, White Trim Ring
430W=White Baffle, White Scoop, White Trim Ring
OD: 7 1/4" (184mm)

Accessories

Metal Trim Rings
Compatible with 310, 312, 376, 378, 404, 419, 420, 424, 425, 426
TRM6P=White Metal
TRM6PB=Polished Brass
TRM6C=Chrome
TRM6MB=Black Metal
TRM6SL=Silver Metal
TRP7MB=Black Plastic

Oversize Trim Rings
For use when ceiling opening is cut too large. Compatible with 310, 312, 376, 378, 404, 419, 420, 424, 425, 426, 429
OT400P=9 1/4" White Metal
OT403P=8" White Plastic

Step Down Transformer
Steps 277V line voltage down to 120V fixture operating voltage.
150VA max.
H277=150VA Max.

Note: Specifications and Dimensions subject to change without notice.

Visit our web site at www.cooperlighting.com