

Project		Catalog #		Type	
Prepared by		Notes		Date	



# Lumière

## Eon 303 Accent

Accent  
Ground Mount

### Typical Applications

- Hospitality • Commerical Landscape • Outdoor Area/Site • Residential
- Architectural

**Interactive Menu**

- Order Information page 2
- Product Specifications page 2
- Lumen Maintenance page 3
- Product Warranty

### Product Certification



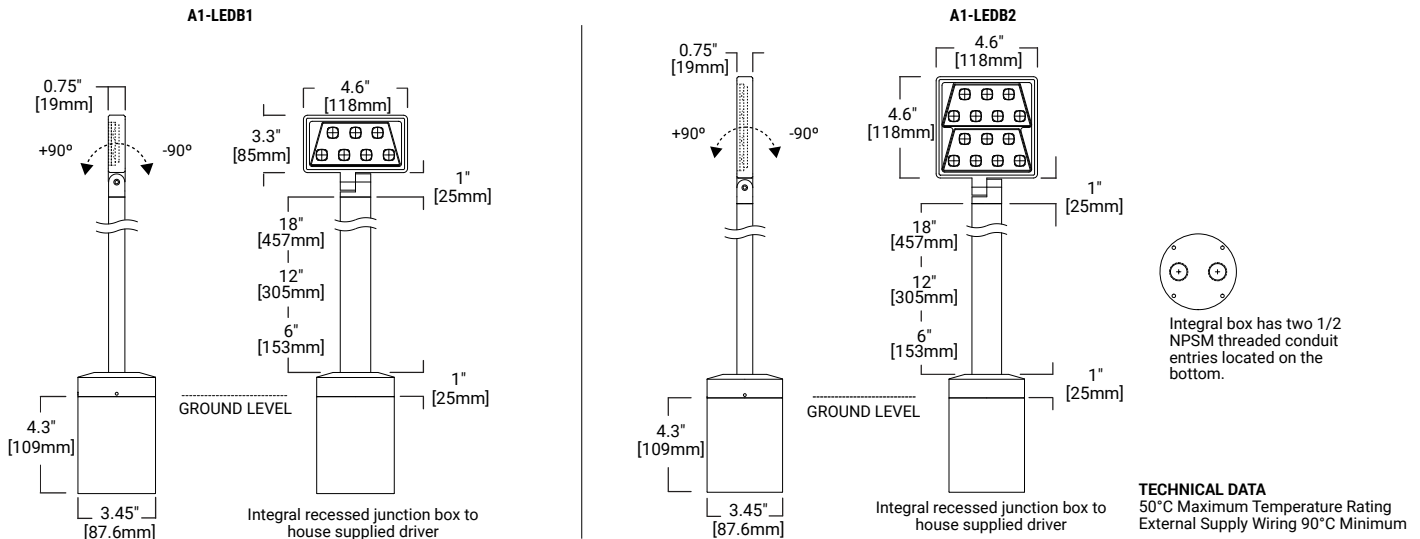
### Product Features



### Top Product Features

- 180° x 360° Adjustable
- 2700K, 3000K, 3500K or 4000K Color Temperature and Amber (585-595nm)
- Forward/Lateral Throw or Flood Optics with diffuse glass sealed lens
- Patented AccuLED Optics™ System
- Universal Input LED Driver Included (120 - 277V, 50/60 Hz)
- ELV or 0-10 Dimming

## Dimensions



## Order Information

SAMPLE ORDER NUMBER: 303-A1-LEDB1-2700-UNV-T2-DIM10-BK-12-EDGE

Domestic Preferences	Series	Color Temperature	Input Voltage	Optics	Dimming	Finish	Stem Height	Options
<b>Domestic Preferences</b> <sup>(1)</sup>	<b>Series</b>	<b>Color Temperature</b>	<b>Input Voltage</b>	<b>Optics</b>	<b>Dimming</b>	<b>Finish</b> <sup>(2)</sup>	<b>Stem Height</b> <sup>(3)</sup>	<b>Options</b> <sup>(4) (5)</sup>
<b>[Blank]</b> =Standard <b>BAA</b> =Buy American Act <b>BABA</b> =Build America Buy America Act	<b>303-A1-LEDB1</b> Head contains one (1) Mini LightBAR™  <b>303-A1-LEDB2</b> Head contains two (2) Mini LightBAR™	<b>2700K</b> =2700K <b>3000K</b> =3000K <b>3500K</b> =3500K <b>4000K</b> =4000K <b>TSAM</b> =Turtle Safe Amber (585-595nm)	<b>UNV</b> =Universal 120-277, 50/60Hz	<b>T2</b> =Type II, Lateral Throw <b>T4</b> =Type IV, Forward Throw <b>T5X</b> =Type V, Extra Wide xxFlood	<b>DIMELV</b> =Trailing Edge Phase <b>DIM10</b> =0-10V Dimming	<b>Painted</b> <b>BK</b> =Black <b>BZ</b> =Bronze <b>CS</b> =City Silver <b>WT</b> =White <b>Painted Finish</b> <b>BA</b> =Brushed	<b>6</b> =6" Stem <b>12</b> =12" Stem <b>18</b> =18" Stem	<b>EDGE</b> =Edge lit glass lens <b>LCF</b> =LightBAR cover plate matches housing finish
<b>Notes</b> (1) Only product configurations with these prefixes are built to be compliant with the Buy America Act of 1933 (BAA) or Buy America Build America Act (BABA). Please see the Compliance section in Product Specifications for more detail.	<b>Notes</b>	<b>Notes</b>	<b>Notes</b>	<b>Notes</b>	<b>Notes</b>	<b>Notes</b> (2) Custom and RAL color matching available upon request. Consult factory for further information.	<b>Notes</b> (3) Stem lengths are nominal (shown in inches).	<b>Notes</b> (4) Add suffix in the order shown. (5) LCF option not available when WT (white) finish is selected.

## Product Specifications

## Construction

- Precision machined from corrosion-resistant 6061-T6 aluminum
- It is available with either a 6", 12" or 18" length extruded stem
- Consult factory for additional lengths
- The head of the luminaire can be adjusted for easy aiming
- The base of the 303-A1 can be rotated 360° and locked in position
- Stainless steel hardware is included

## Mounting

- The luminaire mounts directly to an integral black polyester powder coated recessed junction box
- Located on the bottom of the integral recessed junction box are two (2) 1/2 NPSM threaded conduit entries
- A direct mount stability plate is also provided
- For further mounting information see technical notes section on page 3

## Optical

- LightBAR™ and optical assembly are sealed by a clear, impact resistant tempered glass lens
- The optical assembly is available in three distributions:
  - T2 (lateral throw)
  - T4 (forward throw)
  - T5X (Extra Wide Flood)

- Available in several color temperatures: 2700K, 3000K, 3500K, 4000K and TSAM (Amber)
- Both color temperature and distribution must be specified when ordering – see catalog logic for details
- An edge-lit option is available

## Electrical

- The 8.5W 303-A1-LEDB1 is standard with an ELV trailing edge phase dimmable driver that accepts a universal input (120-277, 50/60Hz)
- The 15.5W 303-A1-LEDB2 is standard with an ELV trailing edge phase dimmable driver that accepts a universal input (120-277, 50/60Hz)
- It will operate in -40°C to 50°C [-40°F to 122°F]
- The driver incorporates surge protection
- Optional 0-10V dimming driver is also available

## Finish

- The luminaires are double protected by a RoHS compliant chemical film undercoating and polyester powder coat paint finish
- A variety of standard colors are available
- RAL and custom color matches available upon request
- Luminaries can also be brushed with a clear coat finish
- The LightBAR™ cover plates are standard white

## Compliance

- UL and cUL listed, standard wet label
- Tested according to IESNA LM-79 and LM-80 procedures
- RoHS Compliant
- IP66 Ingressed Protection rated
- BAA domestic preference option meets BAA requirements
- BABA domestic preference option meets BABA requirements. BABA products meet minimum government compliance requirements for Buy America Build America standard, part of the Infrastructure and Investment Jobs Act (IIJA). Individual government agencies may have more stringent compliance standards
- See [DOMESTIC PREFERENCES](#) website or consult the CLS Domestic Preferences team for more information

## Warranty

- Five-year limited warranty. Consult website for details: [www.cooperlighting.com/legal](http://www.cooperlighting.com/legal)




## Lumen Maintenance

Ambient Temperature	TM-21 Lumen Maintenance (72,000 Hours)	TM-21 Reported L70(10k) (Hours)	Theoretical L70 (Hours)
25°C	> 94%	> 60,000	365,000
40°C			
50°C			

## Current Draw

Model	Line Voltage	Current Draw
303-A1-LEDB1	120-277V, 50/60Hz	0.068A
303-A1-LEDB2	120-277V, 50/60Hz	0.13A

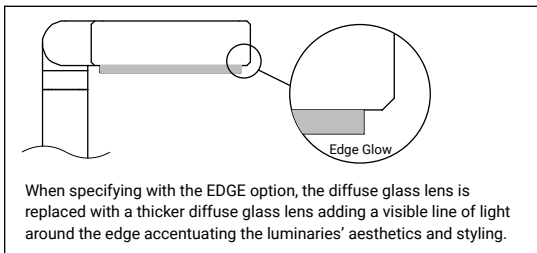
## Lumens - CRI/CCT Table

Optic Type	Distribution	Watts	A1-LEDB1		A1-LEDB2		CCT (K) / Color	CRI nom. / Wavelength
			Delivered Lumens	LPW	Delivered Lumens	LPW		
T2 (Lateral Throw)		8.5	520	61	1052	68	2700	90
			535	63	1082	70	3000	80
			581	68	1177	76	3500	80
			568	67	1151	74	4000	80
T4 (Forward Throw)		8.5	475	56	961	62	2700	90
			488	57	989	64	3000	80
		6.5	531	62	1075	69	3500	80
			519	61	1052	68	40000	80
T5X (Extra Wide Flood)		8.5	158	24	329	27	TSAM	585-595nm
			580	68	1174	76	2700	90
			597	70	1208	78	3000	80
			649	76	1313	85	3500	80
		6.5	634	75	1285	83	4000	80
			194	30	396	33	TSAM	585-595nm

NOTES: 1 When the LCF option is selected use a lumen multiplier of .85

## Current Draw

Edge



## Technical Notes

- If luminaire will not be dimmed, the luminaire must still be ordered with DIMELV option.
- Integral recessed junction box is 3.4 inches in diameter and has 4.3 inches below ground level. It is machined from aluminum 6061-T6 and is double protected by a RoHS compliant chemical film undercoating and black polyester powder coat paint finish. It has two 1/2 NPSM conduit entries on the bottom of the box.
- Stability plate directly mounts to base of integral recess box with four (4) screws. In addition, four (4) holes to accept 3/8" threaded anchor bolts if necessary.

