

DESCRIPTION

The GR5 is a T5-dedicated troffer designed to offer premium performance in a low profile housing. The GR5's shallow, low profile housing is compatible with even highly restrictive plenums. Luminaires are compatible with today's popular ceiling systems.

The GR5 offers great performance and great quality. The series is an excellent choice for commercial offices, schools, hospitals, retail merchandising and many other applications.

Catalog #		Type	
Project			
Comments		Date	
Prepared by			

SPECIFICATION FEATURES

Construction

Low profile recessed housing is die formed of code gauge prime cold rolled steel with full length stiffeners and mechanical endplate attachment for added strength. Ballast cover is easily removed without tools. Die formed captive lampholder bracket fully encloses lampholder wiring for easy lampholder replacement. Ample KO's are provided for continuous row wiring. Built-in grid-lock feature for safety and convenience.

Electrical**

Ballasts are CBM/ETL Class "P" and are positively secured by mounting bolts. Rotor lock T5 lampholders. UL/CUL listed. Suitable for damp locations.

Finish

Multistage, iron phosphate pretreatment ensures maximum bonding and rust inhibition. Lighting grade baked white enamel finish with premium reflectance for high efficiency.

Hinging/Latching

Positive spring loaded cam action steel latches and safety lock T-hinges provide secure, high quality door or faceplate fit and allow hinging and latching from either side.

Frame/Shielding

Heavy gauge flat steel faceplate with perforated sections for uniform surface brightness. Housing and faceplate assemblies incorporate full length mechanical light traps and positive end light seals.

Controls

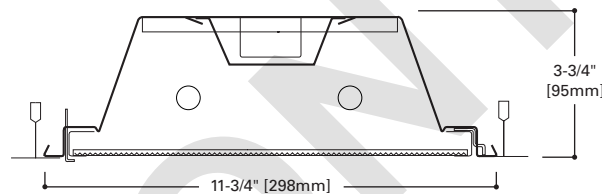
Fifth Light ballast options are offered for both 0-10V continuous dimming and DALI applications. Combine with energy-saving products like occupancy sensors, daylighting controls, and lighting relay panels from Cooper Controls (www.coopercontrol.com) to maximize energy savings.



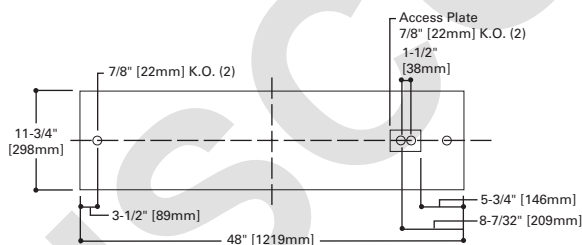
GR5
128T5
154T5
228T5
254T5

1' X 4' TROFFER
1 OR 2 LAMP

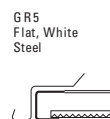
Specification T5 Troffer



MOUNTING DATA

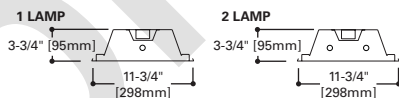


DOOR FRAMES

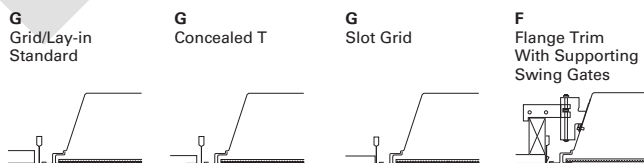


GR5
Flat, White
Steel

LAMP CONFIGURATIONS



CEILING COMPATIBILITY



Ceiling Type	Trim Type
Exposed Grid	G
Concealed T	G
Slot Grid	G
Flange	G***

(Verify compatibility/ consult factory.)

ENERGY DATA

Input Watts:
EB Ballast & STD Lamps
128T5 (34)
228T5 (68)

EB Ballast & HO Lamps
154T5 (54)
254T5 (106)

Luminaire Efficacy Rating
LER =50

Catalog Number: GR5-154T5
Yearly Cost of 1000 lumens,
3000 hrs at .08 KWH = \$4.76

*Standard G (Grid) Type Fixtures can be field converted by adding trim kits. See Compatibility Section or Consult Factory.

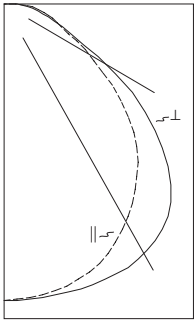
**Reference the lamp/ballast data in the Technical Section for specific lamp/ballast requirements.

***Order FCS-14W-U Flange Kit for installation in drywall ceiling. See options and accessories compatibility section.

LINEAR DISCONNECT

Designed to provide safe and convenient means of disconnecting power

PHOTOMETRICS



GR5-128T5A
 Electronic Ballast
 F28T5/835 lamps
 2600 lumens
 Spacing criterion:
 (H) 1.2 x mounting
 height, (L) 1.5 x
 mounting height
 Efficiency 83.1%
 Test Report:
 GR5-128T5-A.IES
 LER= 65
 Yearly Cost of 1000
 lumens, 3000 hrs at
 .08 KWH= \$3.69

Coefficients of Utilization

rc	Effective floor cavity reflectance								20%															
	80%				70%				50%				30%				10%				0%			
	rw	70	50	30	10	70	50	30	10	50	30	10	50	30	10	50	30	10	50	30	10	0		
RCR																								
0	99	99	99	99	97	97	97	97	92	92	92	88	88	88	85	85	85	83						
1	91	87	83	80	88	85	82	79	81	79	77	78	76	74	75	74	72	70						
2	83	76	71	66	81	75	70	66	72	68	64	69	66	63	67	64	61	59						
3	76	67	61	56	74	66	60	55	64	59	54	61	57	53	59	56	52	51						
4	70	60	53	48	68	59	52	47	57	51	47	55	50	46	53	49	45	44						
5	64	54	47	41	62	53	46	41	51	45	40	50	44	40	48	43	40	38						
6	59	49	41	36	58	48	41	36	46	40	36	45	39	35	44	39	35	33						
7	55	44	37	32	54	43	37	32	42	36	32	41	35	31	40	35	31	29						
8	51	40	33	28	50	40	33	28	39	33	28	38	32	28	37	32	28	26						
9	48	37	30	26	47	36	30	26	35	30	25	35	29	25	34	29	25	24						
10	45	34	28	23	44	34	27	23	33	27	23	32	27	23	31	26	23	21						

Zonal Lumen Summary

Zone	Lumens	%Lamp	%Fixture
0-30	626	24.1	29.0
0-40	1045	40.2	48.4
0-60	1804	69.4	83.5
0-90	2160	83.1	100.0
0-180	2160	83.1	100.0

Luminaire Data

Angle in Deg	Average 0-Deg cd/sm	Average 45-Deg cd/sm	Average 90-Deg cd/sm
45	2307	2681	3049
55	1876	2360	2516
65	1492	1452	1833
75	1563	1086	1510
85	2163	1888	2045

Candela

Angle	Along H	45°	Across L
0	776	776	776
5	773	774	774
10	764	770	775
15	748	762	776
20	722	750	776
25	687	732	773
30	644	709	762
35	595	676	743
40	541	626	706
45	476	553	629
50	396	480	525
55	314	395	421
60	244	279	305
65	184	179	226
70	144	111	159
75	118	82	114
80	91	73	87
85	55	48	52
90	0	0	0

ORDER INFORMATION

SAMPLE NUMBER: GR5-228T5A-UNV-EBT2-U

<p>Width Blank=1' Width</p> <p>Trim Type G=Grid/Lay-in (Standard)</p> <p>Series R5=General Purpose T5 Commercial Troffer⁽¹⁾</p>	<p>Number of Lamps 1=1 Lamp 2=2 Lamps (Not included)</p> <p>Wattage 28T5=28W T5 (48") 54T5=54W T5 HO (48")</p>	<p>Lens or Louver A=#12 Pattern Acrylic A125=#12 Pattern Acrylic (.125" Thickness)</p>	<p>Voltage 120V=120 Volt 277V=277 Volt 347V=347 Volt UNV=Universal Voltage 120-277⁽²⁾</p> <p>Options GL=Single Element Fuse GM=Double Element Fuse EL=Emergency Installed⁽⁶⁾</p>	<p>Ballast Type EBT_=T5 or T5HO Electronic Program Rapid Start. Total Harmonic Distortion < 10%. Standard Ballast Factor=1.0</p> <p>0-10V Dimming Ballasts⁽⁴⁾ 5LTV5_=T5 0-10V Program Rapid Start. Total Harmonic Distortion < 10%. Ballast Factor 1.0</p> <p>5LTV5S_=T5 0-10V Spec Grade Program Rapid Start. Total Harmonic Distortion < 10%. Ballast Factor 1.0⁽⁵⁾</p> <p>5LTV5H_=T5HO 0-10V Program Rapid Start. Total Harmonic Distortion < 10%. Ballast Factor 1.0</p> <p>5LTV5SH_=T5HO 0-10V Spec Grade Program Rapid Start. Total Harmonic Distortion < 10%. Ballast Factor 1.0⁽⁵⁾</p> <p>Fifth Light DALI Ballasts⁽³⁾ 5LT5_=T5 DALI Program Rapid Start. Total Harmonic Distortion < 10%. Ballast Factor 1.0</p> <p>5LT5H_=T5HO DALI Program Rapid Start. Total Harmonic Distortion < 10%. Ballast Factor 1.0</p> <p>Number of Ballasts 1=1 Ballast 2=2 Ballasts 3=3 Ballasts</p>	<p>Options RIF1=Radio Interference Suppressor</p> <p>Accessories EQ=T-BAR Safety Earthquake Clips⁽¹⁾</p>	<p>Packaging U=Unit Pack</p>
---	--	---	--	---	---	---

NOTES: ⁽¹⁾An EQ Grid Clip is recommended for all 9/16" ceiling systems. Four required per fixture. ⁽²⁾Not available when specifying emergencies, voltage must be specific. ⁽³⁾For a complete listing of Fifthlight Technology products and other solutions from Cooper Controls, visit www.coopercontrol.com. ⁽⁴⁾0-10V ballast do not include DALI feature. Please select DALI ballast for use with Fifth Light system. ⁽⁵⁾Specification grade 0-10V dimming ballast are NEMA premium and CEE listed. They are compatible with low mercury and energy saving lamps. ⁽⁶⁾Please specify required voltage, 120V or 277V.

Specifications & dimensions subject to change without notice. Consult your Cooper Lighting Representative for availability and ordering information.

SHIPPING DATA

Catalog No.	Wt.
GR5-154	18 lbs.