


Project		Catalog #		Type	
Prepared by		Notes		Date	



## Lumière

### Rio 1235

#### LED Step Light

##### Typical Applications

- Hospitality • Commerical Landscape • Outdoor Area/Site • Residential
- Architectural

#### Interactive Menu

- Order Information page 2
- Product Specifications page 2
- Rio 1235 additional trim style page 3
- Optical Distributions page 3
- Mounting page 4

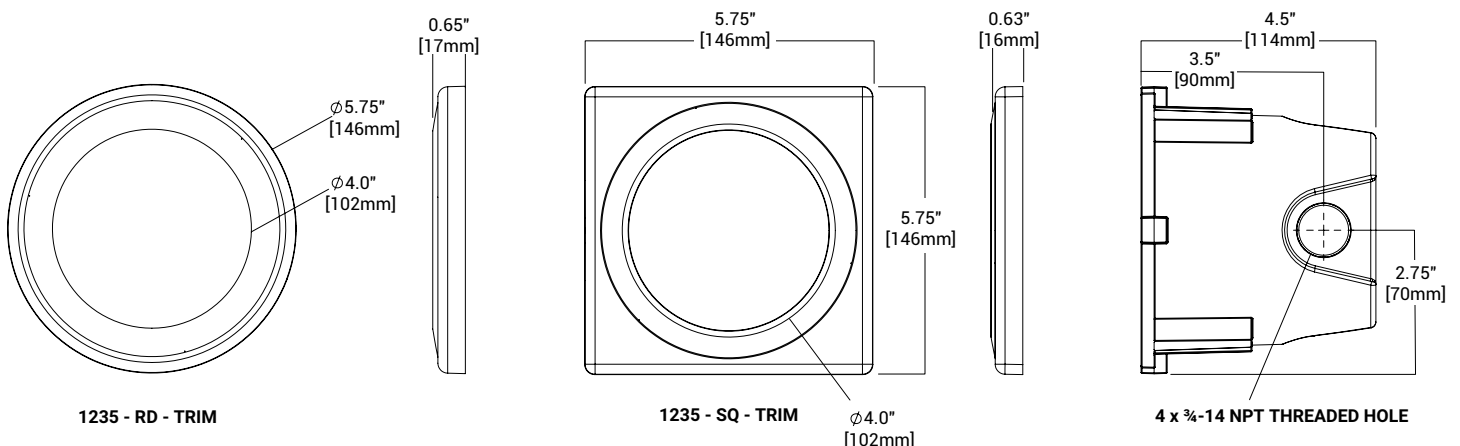
#### Product Certification



#### Top Product Features

- IP68 rated against water and debris entry
- Die-cast aluminum back housing
- 8 aluminum fascia options with 20° of alignment adjustment
- Factory assembled power tray
- 120-277 volt input into housing

#### Dimensions



Note: Specifications and Dimensions subject to change without notice. Consult your representative for additional options and finishes.

## Order Information

SAMPLE ORDER NUMBER:

Domestic Preferences	Series	Wall Type	Source	Voltage	Finish	Options
Domestic Preferences <sup>1</sup>	Series	Wall Type	Source	Voltage	Finish <sup>2</sup>	Options
<b>[Blank]</b> =Standard <b>BAA</b> =Buy American Act	<b>Round</b> <b>1235-RD</b> =5" round, open fascia w/diffused lens <b>1235C-RD</b> =5" round, cross/ guard fascia w/diffused lens <b>1235E-RD</b> =5" round, eyelid fascia w/diffused lens <b>1235L-RD</b> =5" round, louvered fascia w/clear lens  <b>Square</b> <b>1235-SQ</b> =5" square, open fascia w/diffused lens <b>1235C-SQ</b> =5" square, cross/ guard fascia w/diffused lens <b>1235E-SQ</b> =5" square, eyelid fascia w/diffused lens <b>1235L-SQ</b> =5" square, louvered fascia w/clear lens	<b>C</b> =Concrete Pour <b>D</b> =Drywall <b>M</b> =Masonry	<b>4LEDG2</b> =4W LED Gen 2	<b>UNV/12</b> =Universal (120-277V)	<b>Painted</b> <b>BK</b> =Black <b>BZ</b> =Bronze <b>CS</b> =City Silver <b>VE</b> =Verde <b>WT</b> =White	<b>LBB</b> =Housing Shipped in Advance (select LBB option and select appropriate recessed housing separately) <b>1235-BB-C</b> = 7" back box and pour cover for concrete pour wall <b>1235-BB-D</b> = 7" back box and pour cover for drywall/frame construction wall <b>1235-BB-M</b> = 7" back box and pour cover for masonry wall
<b>Notes</b> (1) Only product configurations with this designated prefix are built to be compliant with the Buy American Act of 1933 (BAA). Please see the Compliance section in Product Specifications for more detail.	<b>Notes</b>	<b>Notes</b>	<b>Notes</b>	<b>Notes</b>	<b>Notes</b> (2) Consult factory for premium/natural metals material finish.	<b>Notes</b>

## Product Specifications

## Material

- Back box is die-cast aluminum and painted white
- 8 decorative aluminum fascia options available
- Consult factory regarding natural metal fascia options. Minimum order quantity of 5 and extended lead times may apply

## Finish

- Back box and fascia are double protected by a chromate conversion undercoating and polyester powder-coat paint finish
- Machined, natural finish brass or stainless steel fascia is unpainted to reveal the natural beauty of the material. Brass will patina naturally over time in outdoor environments
- A frosted treatment is applied to the tempered glass lens when Open, Cross, and Eyelid fascias are ordered

## Electrical

- Fixture includes a factory assembled Powertray which carries the LED and driver and plugs directly into the back box
- 3000K / 80 CRI output
- 120-277 volt input
- 0-10V dimmable

## Mounting

- Recessed housing is available to ship in advance for rough-in purposes using the -LBB fixture option and order the required housing configuration separately
- Fascia mounts with +/- 10° of adjustment to ensure proper alignment
- 3 fixture mounting accommodations are offered:  
**1235-BB-C**: back box and pour cover for concrete pour wall  
**1235-BB-D**: back box and pour cover for drywall/frame construction wall  
**1235-BB-M**: back box and pour cover for masonry wall

## Recessed Housing

- Four 3/4" NPT conduit power entry ports
- Concrete pour cover included with applicable configurations
- Molded-in arrow indicates upward orientation

## Compliance

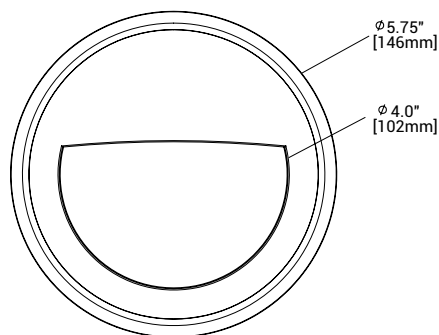
- UL and cUL listed for wet locations
- ADA Compliant
- IP68 rated
- Also suitable for indoor recessed wall-mount applications, 4W LED source is IC-rated for direct insulation contact
- Manufactured to ISO 9001-2000 Quality Systems Standard
- Domestic preference option available to meet BAA requirements
- Please refer to [DOMESTIC PREFERENCES](#) website for more information. Components shipped separately may be separately analyzed under domestic preference requirement

## Warranty

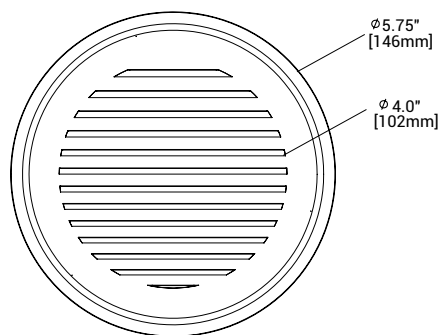
- Five-year limited warranty. Consult website for details. [www.cooperlighting.com/legal](http://www.cooperlighting.com/legal)

## Additional Trim Styles

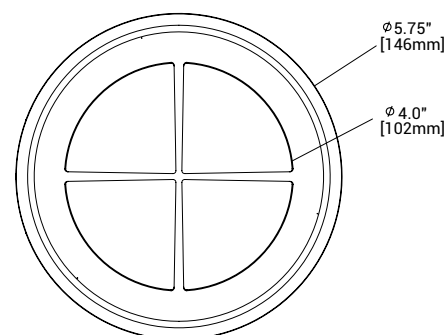
### RD=Round



1235E - RD - TRIM

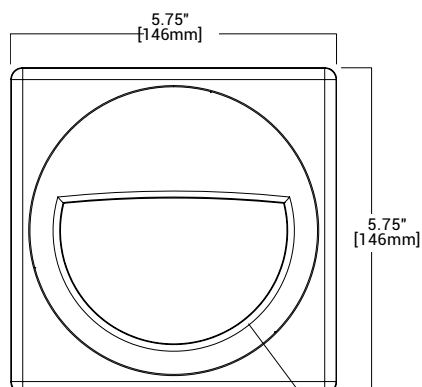


1235L - RD - TRIM

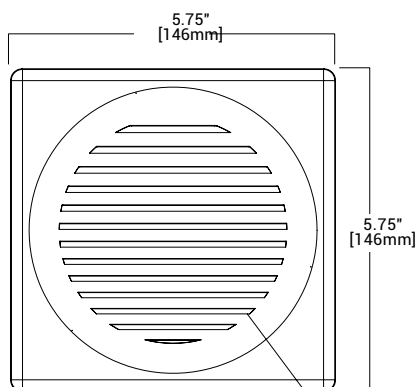


1235C - RD - TRIM

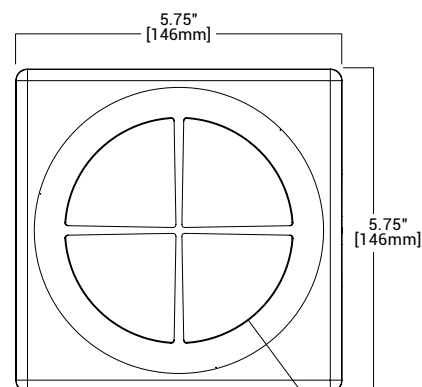
### SQ=Square



1235E - SQ - TRIM



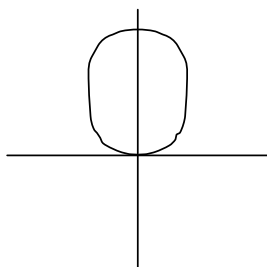
1235L - SQ - TRIM



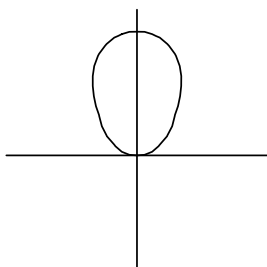
1235C - SQ - TRIM

## Optical Distributions

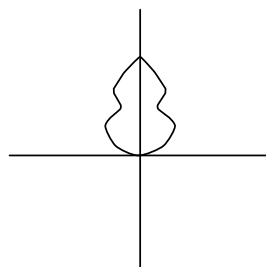
1235



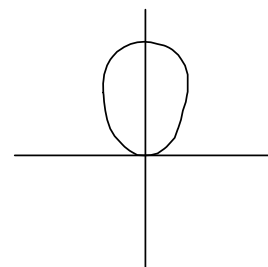
1235E



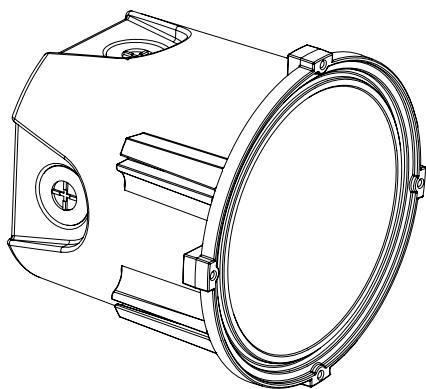
1235L



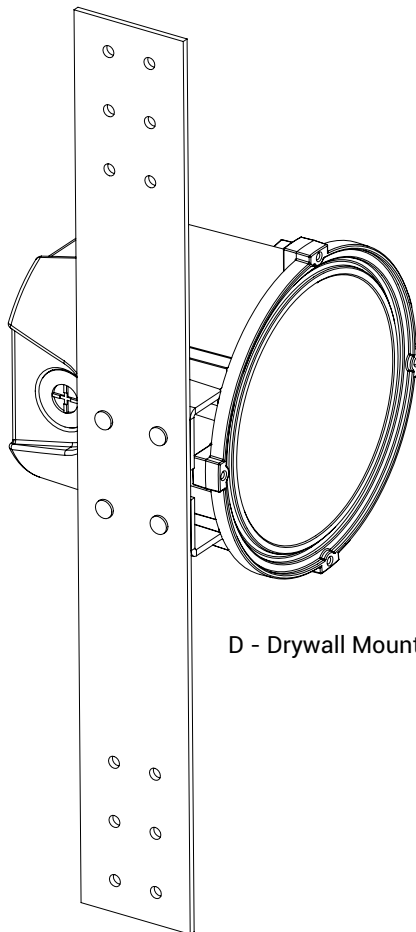
1235C



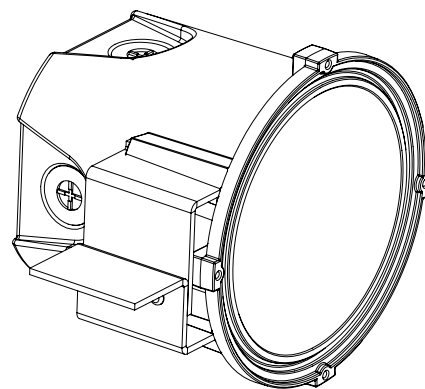
## Mounting



C - Concrete Mount



D - Drywall Mount



M - Masonry Mount

## Wall Rough-In Opening

