

Project		Catalog #		Type	
Prepared by		Notes		Date	



Streetworks

GLAN Galleon II

Area / Site Luminaire

Product Certifications & Features



Interactive Menu

- Ordering Information [page 2](#)
- Mounting Details [page 3](#)
- Optical Distributions [page 5](#)
- Energy and Performance Data [page 6](#)
- Control Options [page 17](#)

Product Specifications

OPTICS

- 22 patented AccuLED high efficiency roadway and area optical distributions
- 3 shielding options for spill light control; available factory-installed or as field-installed accessory

ELECTRICAL

- 120-277V, 240-480V, 347V, and 480V; 50/60Hz
- Standard 0-10V dimming
- 10kV and 20kV surge protection options with series or parallel configurations
- -40°C to 40°C ambient temperature operating range. Optional 50°C high ambient (HA) configuration

PHYSICAL CHARACTERISTICS

- Die-cast aluminum housing and heat sink
- Three housing sizes, using 1 to 9 light squares
- Arms are factory installed, enabling closed-housing installation
- All arms suitable for round or square pole installation
- All arms provide clearance for multiple fixture installations at 90°
- Housing finished in 5-stage super TGIC polyester powder coat paint, 2.5 mil nominal thickness
- 5 standard color options. RAL and custom colors also available. Additional charges and lead time apply

- Coastal Construction (CC) option salt-spray tested to 5,000 hours per ASTM B117, achieving a scribe rating of 9 per ASTM D1654

CONTROLS

- Optional Field Adjustable Dimming Control (FADC) module allows for manual adjustment of lumen output and power usage; factory preset to highest output level. Enables a single SKU to cover multiple field applications

COMPLIANCE

- Meets ANSI C136.25 for IP66 Optical enclosure rating
- Meets ANSI C136.31 for 3G luminaire vibration. Customer is responsible for engineering analysis to confirm pole and fixture compatibility for all applications
- Meets ANSI C136.15 for luminaire field identification label standard
- Meets ANSI C136.22 internal label standard
- Safety listing - Wet Location UL 1598
- 3,000-hours per ASTM B117, with a scribe rating of 7 per ASTM D1654 for standard color finish
- DarkSky approved for 3000K CCT and warmer, with mounting options less than 10° of tilt
- Coastal Construction (CC) option salt-spray tested to 5,000 hours per ASTM B117, achieving a scribe rating of 9 per ASTM D1654
- DLC and DLC Premium listed- visit designlights.org to confirm listed variations

- BAA domestic preference option meets BAA requirements. See [DOMESTIC PREFERENCES](#) website or consult the CLS Domestic Preferences team for more information
- FHWA and FTA agencies are utilizing their BAA rules for BABA compliance. Cooper's products with a BAA designation are manufactured in the US and utilize a BAA COTS exemption rule for compliance. To verify a configured product with specific accessories and options meet BABA Domestic Preference Requirements; submit this catalog number to Cooper Lighting Quotation team for validation by our Engineering and Manufacturing teams. Please refer to the [DOMESTIC PREFERENCES](#) website or consult the CLS Domestic Preferences team for more information. Components shipped separately may be separately analyzed under domestic preference requirements.

TYPICAL APPLICATIONS

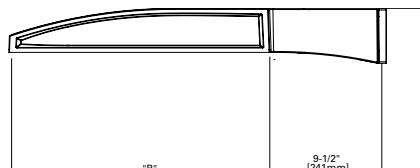
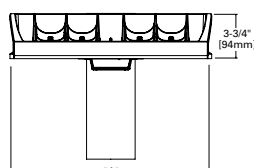
- Outdoor, Parking Lots, Walkways, Roadways, Building Areas

WARRANTY

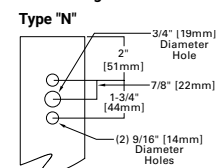
- Five-year limited warranty. Consult website for details. www.cooperlighting.com/legal

Dimensional Details

Standard Pole Mount Arm



Pole Drilling Pattern



Number of Light Squares	Width "A"	Housing Length "B"	Weight with Standard or QM Arm	EPA with Standard or QM Arm
1-4	16"	22"	29 lb	0.95
5-6	22"	22"	39 lb	0.95
7-9	22"	28-1/8"	48 lb	1.1

NOTES: For arm selection requirements and additional line art, see Mounting Details section.

Ordering Information

SAMPLE NUMBER: **GLAN-SA4C-740-U-T4FT-GM**

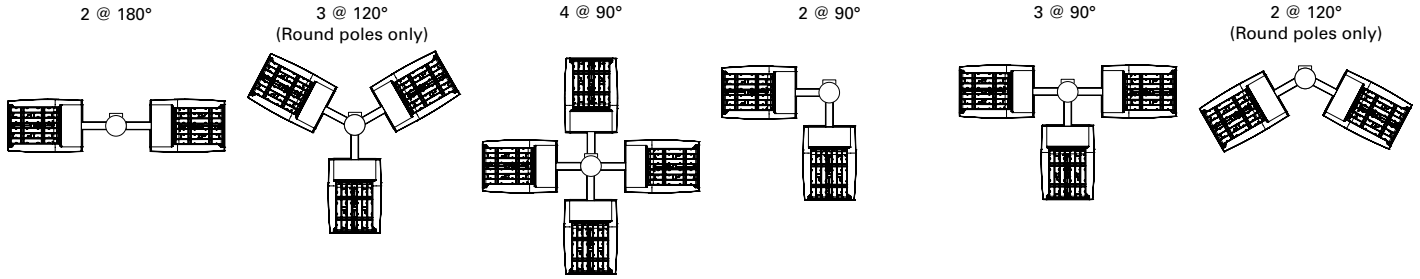
Product Family ^{1,2}	Light Engine Configuration			Color Temperature	Voltage	Distribution	Mounting	Finish
	Light Square	Square Count	Lumen Output					
GLAN =Galleon II BAA-GLAN =Galleon II Buy American Act Compliant ²⁶ TAA-GLAN =Galleon II Trade Agreements Act Compliant ²⁶ BABA-GLAN =Galleon II Build America Buy America Act Compliant ³⁶	SA =16 LED Light Square SB =26 LED Light Square	1=1 Light Square 2=2 Light Squares 3=3 Light Squares 4=4 Light Squares 5=5 Light Squares 6=6 Light Squares 7=7 Light Squares 8=8 Light Squares 9=9 Light Squares	A =Output Level 1 B =Output Level 2 C =Output Level 3 D =Output Level 4 ^{4,16} Z =Configured Output ³²	722=70CRI, 2200K 727=70CRI, 2700K 730=70CRI, 3000K 735=70CRI, 3500K 740=70CRI, 4000K 750=70CRI, 5000K 760=70CRI, 6000K 827=80CRI, 2700K 830=80CRI, 3000K 835=80CRI, 3500K 840=80CRI, 4000K 930=90CRI, 3000K 935=90CRI, 3500K 940=90CRI, 4000K 950=90CRI, 5000K AMB=Amber ^{14,16}	U=120-277V H=347V-480V ^{7,29} 1=120V 2=208V 3=240V 4=277V 8=480V ^{7,29} 9=347V ⁷ DV=277V-480V DuraVolt Drivers ^{28,29,30}	T1=Type I T2=Type II T2R=Type II Roadway T3=Type III T3R=Type III Roadway T4FT=Type IV Forward Throw T4W=Type IV Wide 5NQ=Type V Narrow 5MQ=Type V Square Medium 5WQ=Type V Square Wide SL2=Type II w/Spill Control SL3=Type III w/Spill Control SL4=Type IV w/Spill Control SLL=90° Spill Light Eliminator Left SLR=90° Spill Light Eliminator Right RW=Rectangular Wide Type I AFL=Automotive Frontline T2BC=Type II w/ Backlight Control ³⁷ T3BC=Type III w/ Backlight Control ³⁷ T4BC=Type IV w/ Backlight Control ³⁷ LBC=90° w/ Backlight Control ³⁷ RBC=90° w/ Backlight Control ³⁷	[Blank] =Standard Pole Mount Arm QU =Quick Mount Universal Arm QM =Pole Mount Arm with Quick Mount Adapter PA =Pole Mount, Adjustable SP =3" Slipfitter, Adjustable ⁸ SP2 =2-3/8" Slipfitter, Adjustable ⁸ QMA =Quick Mount Mast Arm, Fixed MA =Mast Arm, Fixed WM =Wall Mount, Fixed WA =Wall Mount, Adjustable UP =Upswept Arm	AP =Grey BZ =Bronze BK =Black DP =Dark Platinum GM =Graphite Metallic WH =White RALXX =Custom Color

Options (Add as Suffix)	Controls and Systems Options (Add as Suffix)	Accessories (Order Separately) ²⁷
DIM =External 0-10V Dimming Leads ¹⁹ F =Single Fuse (120, 277 or 347V Specify Voltage) FF =Double Fuse (208, 240 or 480V Specify Voltage) 20K =20KV UL 1449 fused surge protective device ¹⁰ 2L =Two Circuits ¹⁰ HA =50°C High Ambient ¹⁶ HSS =Installed House Side Shield ¹⁷ GRSBK =Glare Reducing Shield, Black ²² GRSWH =Glare Reducing Shield, White ²² LCF =Light Square Trim Painted to Match Housing ²⁵ TH =Tool-less Door Hardware ⁵ CC =Coastal Construction finish ³ L90 =Optics Rotated 90° Left R90 =Optics Rotated 90° Right AHD145 =After Hours Dim, 5 Hours ²¹ AHD245 =After Hours Dim, 6 Hours ²¹ AHD255 =After Hours Dim, 7 Hours ²¹ AHD355 =After Hours Dim, 8 Hours ²¹ DALI =DALI Drivers	BPC =Button Type Photocontrol. Must specify voltage 120V, 208V, 240V or 277V. ⁴ PR =NEMA 3-PIN Photocontrol Receptacle PR7 =NEMA 7-PIN Photocontrol Receptacle ²⁰ FADC =Field Adjustable Dimming Controller ³¹ PSC =Photocontrol Shorting Cap SPB2 =Dimming Motion Sensor, 9'-20' mounting ²³ SPB4 =Dimming Motion Sensor, 21'-40' mounting ²³ SPB2/X =Dimming Motion Sensor, limited square count, 9'-20' mounting ²³ SPB4/X =Dimming Motion Sensor, limited square count, 21'-40' mounting ²³ MS/DIM-L20 =Motion Sensor for Dimming Operation, 9'-20' Mounting ³³ MS/DIM-L40 =Motion Sensor for Dimming Operation, 21'-40' Mounting ³³ WLS2XX =WaveLinX LITE, SR Driver, Dimming Motion and Daylight, Bluetooth Programmable, 7' - 15' Mounting ^{12,18,34} WLS4XX =WaveLinX LITE, SR Driver, Dimming Motion and Daylight, Bluetooth Programmable, 15' - 40' Mounting ^{12,18,34} WPS2XX =WaveLinX PRO, SR Driver, Dimming Motion and Daylight, WAC Programmable, 7' - 15' Mounting ^{12,13,18,34} WPS4XX =WaveLinX PRO, SR Driver, Dimming Motion and Daylight, WAC Programmable, 15' - 40' Mounting ^{12,13,18,34} DIM10-L20 =AirMesh Occupancy Sensor (9'-20' Mounting) ^{18,35} DIM10-L40 =AirMesh Occupancy Sensor (21'-40' Mounting) ^{18,35}	OA/RA1016 =NEMA Photocontrol Multi-Tap - 105-285V OA/RA1027 =NEMA Photocontrol - 480V OA/RA1201 =NEMA Photocontrol - 347V OA/RA1013 =Photocontrol Shorting Cap OA/RA1014 =120V Photocontrol MA1252 =10kV Surge Module Replacement MA1036-XX =Single Tenon Adapter for 2-3/8" O.D. Tenon MA1037-XX =2@180° Tenon Adapter for 2-3/8" O.D. Tenon MA1197-XX =3@120° Tenon Adapter for 2-3/8" O.D. Tenon MA1188-XX =4@90° Tenon Adapter for 2-3/8" O.D. Tenon MA1189-XX =2@90° Tenon Adapter for 2-3/8" O.D. Tenon MA1190-XX =3@90° Tenon Adapter for 2-3/8" O.D. Tenon MA1191-XX =2@120° Tenon Adapter for 2-3/8" O.D. Tenon MA1038-XX =Single Tenon Adapter for 3-1/2" O.D. Tenon MA1039-XX =2@180° Tenon Adapter for 3-1/2" O.D. Tenon MA1192-XX =3@120° Tenon Adapter for 3-1/2" O.D. Tenon MA1193-XX =4@90° Tenon Adapter for 3-1/2" O.D. Tenon MA1194-XX =2@90° Tenon Adapter for 3-1/2" O.D. Tenon MA1195-XX =3@90° Tenon Adapter for 3-1/2" O.D. Tenon SRA238 =Adapter kit for mounting 3" SP arm to 2-3/8" O.D. vertical tenon FSIR-100 =Wireless Configuration Tool for MS/DIM ³³ LS/HSS =Field Installed House Side Shield ^{9,17} LS/GRSBK-2PK =Glare Reducing Shield, Black ^{9,22} LS/GRSWH-2PK =Glare Reducing Shield, White ^{9,22} LS/PFS =Perimeter Shield, Black ¹⁵ WOLC-7P-10A =WaveLinX Outdoor Control Module ^{11,18,13} TL7-G1-HV = AirMesh 7-PIN node, 110-480V ^{11,18,35} CBSSW-450-002 = AirMesh central base station with 5-button control ³⁵

- NOTES:**
- Customer is responsible for engineering analysis to confirm pole and fixture compatibility for all applications. Refer to our white paper WP513001EN for additional support information.
 - DesignLights Consortium® Qualified. Refer to www.designlights.org Qualified Products List under Family Models for details.
 - Coastal construction finish salt spray tested to over 5,000-hours per ASTM B117, with a scribe rating of 9 per ASTM D1654. Not available with TH option.
 - When using SA light squares, Output Level 4 not available with color temperatures 722, 727, 827, 830 or 930 when HSS is used.
 - TH option not 3G rated. Not available with Coastal Construction (CC) option.
 - Not available with voltage options H, 8 or 9.
 - Not available with SB1A or SB2A configurations. Not available in combination with HA high ambient and sensor options at Output Level 3. H voltage not available with sensor options, choose voltage 8 or 9.
 - SP arm limited to 3" O.D. vertical tenon. SP2 limited to 2-3/8" O.D. vertical tenon.
 - One required for each Light Square.
 - 2L is not available with SB light squares. Not available with SPB at 347V or 480V. Not available with WaveLinX or 20KV surge option.
 - Requires PR7.
 - Replace XX with sensor color (WH, BZ or BK).
 - WAC Gateway required to enable field-configurability: Order WAC-PoE and WPOE-120 (10V to PoE injector) power supply if needed. WAC not required for LC Bluetooth sensors.
 - Narrow-band 590nm +/- 5nm for wildlife and observatory use. Choose Output Level 1; supplied at 500ma drive current only. Not available with SB light squares. Exact luminaire wattage available in IES files. Available with 5WQ, 5MQ, SL2, SL3 and SL4 distributions. Can be used with HSS option.
 - Set of 4 pcs. One set required per Light Square.
 - HA option not available with Output Level 4 or AMB Amber.
 - Not for use with T1, 5NQ, 5MQ, 5WQ or RW options.
 - Cannot be used with other control options.
 - Low voltage control lead brought out 18" outside fixture. Not available with DALI or integrated controls options.
 - Not available if any SPB, LWR, or WaveLinX sensor is selected. Motion sensor has an integral photocell.
 - Requires the use of BPC photocontrol or the PR7 or PR photocontrol receptacle with photocontrol accessory. Not available with SB light squares when using Output Level 4.
 - Not for use with T1, T4FT, T4W or SL optics. See IES files for details. Not available with SB light squares.
 - Sensor configuration mobile application required for configuration. See controls page for details.
 - Replace X with number of Light Squares controlled by the SPB, referencing the "SPB/X Availability Table" on the controls page.
 - Not available with HSS, GRSWH or GRSBK.
 - Only product configurations with these designated prefixes are built to be compliant with the Buy American Act of 1933 (BAA) or Trade Agreements Act of 1979 (TAA), respectively. Please refer to DOMESTIC-PREFERENCES website for more information. Components shipped separately may be separately analyzed under domestic preference requirements.
 - For BAA or TAA requirements, Accessories sold separately will be separately analyzed under domestic preference requirements. Consult factory for further information.
 - DuraVolt drivers feature added protection from power quality issues such as loss of neutral, transients and voltage fluctuations. Visit www.signify.com/duravolt for more information.
 - 480V not to be used with ungrounded or impedance grounded systems.
 - Not available with SA1A or SA1B. Not available with SB1, or any SB configuration using Output Level 1. Not available with any control option except SPB.
 - Cannot be used with DALI, PR7, or other motion response control options. Not available with SB light squares when using Output Level 4.
 - Use GLAN Product Configurator to specify lumen output, drive current and wattage. Not available with AMB. Not available with SB light squares.
 - Uses the FSP-211 motion sensor. The FSIR-100 configuration tool is required to adjust parameters including high and low modes, sensitivity, time delay, cutoff and more. Consult your lighting representative at Cooper Lighting Solutions for more information.
 - Controls system is not available with photocontrol receptacles (PR, PR7) or other controls systems (FADC, SPBx).
 - Requires AirMesh central base station CBSSW-450-002 and Synapse commissioning for operation.
 - Only product configurations with these prefixes are built to be compliant with the Buy American Act of 1933 (BAA) or the Build America Buy America Act (BABA). BABA is the minimum Government compliance requirement for the Build America Buy America standards which is part of the Infrastructure and Investment Jobs Act (IIJA). Individual Government Agencies may have more stringent compliance standards. Please refer to the DOMESTIC-PREFERENCES website or consult the CLS Domestic Preferences team for more information. Components shipped separately may be separately analyzed under domestic preference requirements.
 - Select SA light square. Only available with Output Levels 1, 2 or 3. Not compatible with HSS, GRS, BCS or PFS shield options, or LCF.

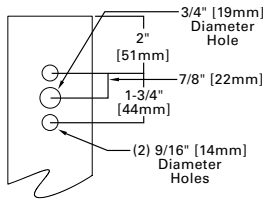
Mounting Details

Pole Configuration Options

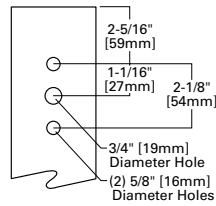


Pole Drilling Patterns

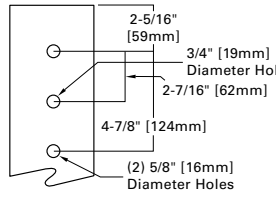
Type "N"



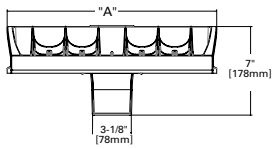
Type "R"



Type "M"

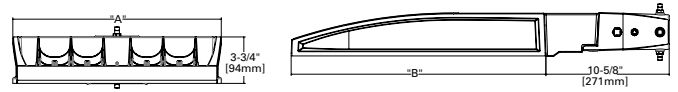


Quick Mount Universal Arm (QU)



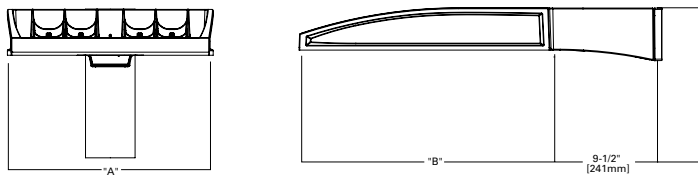
*NOTE: Universal bolt pattern compatible with Type N through Type M drilling patterns

Quick Mount Mast Arm (QMA)



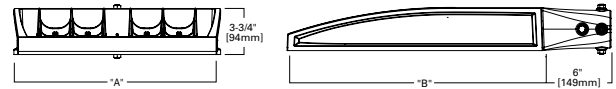
*NOTE: Fits 2-3/8" O.D. tenon

Pole Mount Arm with Quick Mount Adaptor (QM)



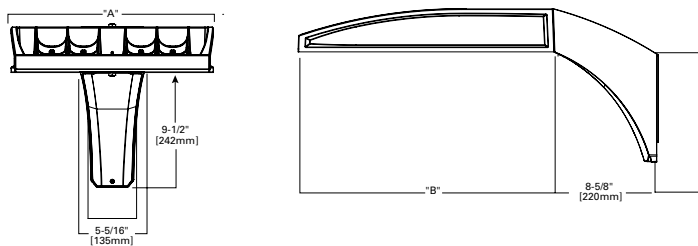
*NOTE: Use Type N drilling pattern

Mast Arm, Fixed (MA)



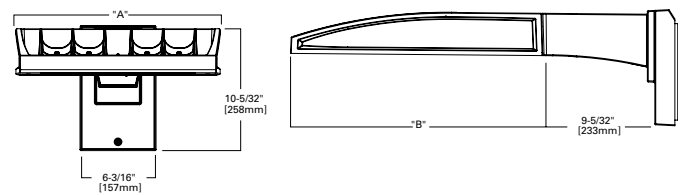
*NOTE: Fits 2-3/8" O.D. tenon

Upswept Arm (UP)



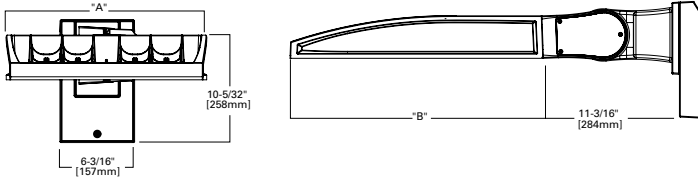
*NOTE: Universal bolt pattern compatible with Type N through Type M drilling patterns

Wall Mount, Fixed (WM)

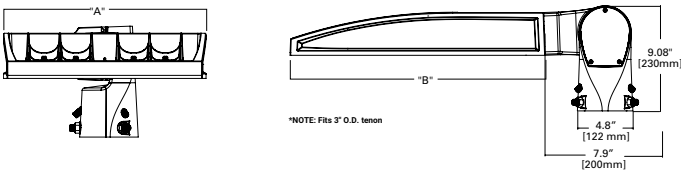


Mounting Details

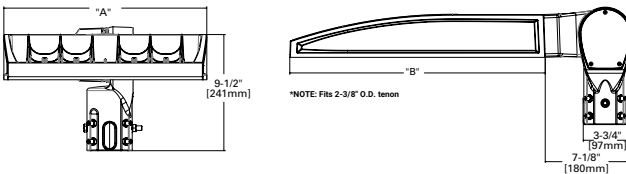
Wall Mount, Adjustable (WA)



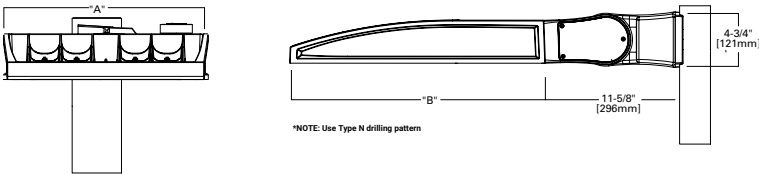
3" Slipfitter, Adjustable (SP)



2-3/8" Slipfitter, Adjustable (SP2)

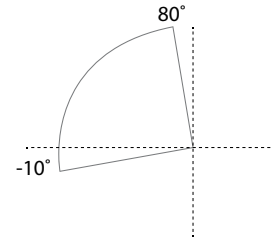


Pole Mount, Adjustable Arm (PA)



Adjustable Arm Range of Motion

- Includes WA, SP, SP2 and PA mounting options
- Adjustable in increments of 5°
- Must maintain downward facing orientation

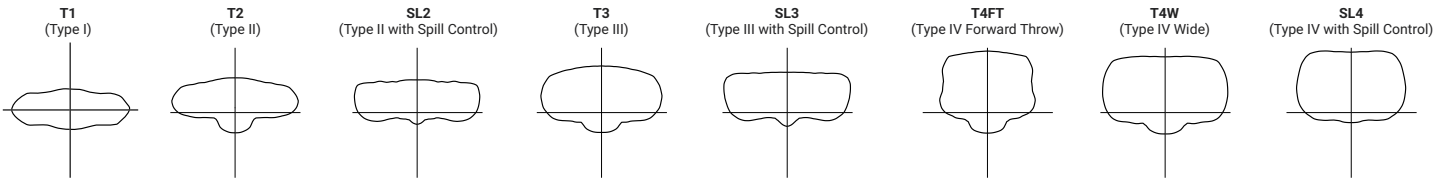


Fixture Weights and EPAs

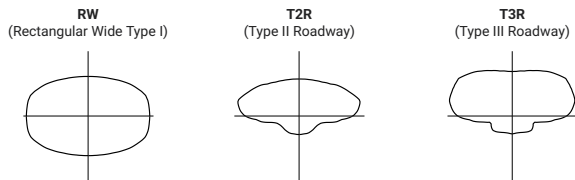
Tilt Angle (Degrees)	Number of Light Squares	Weight	1 @ 90°	2 @ 180°	2 @ 90°	2 @ 120°	3 @ 90°	3 @ 120°	4 @ 90°
0°	1-4	33.5 lb (15.2 kg)	0.85	1.70	1.46	1.66	2.31	2.25	2.35
	5-6	43.5 lb (19.7 kg)	0.86	1.71	1.62	1.80	2.49	2.35	2.50
	7-9	52.5 lb (23.8 kg)	0.98	1.95	1.75	1.98	2.73	2.55	2.76
15°	1-4	33.5 lb (15.2 kg)	1.10	1.71	1.95	2.26	2.81	3.30	2.87
	5-6	43.5 lb (19.7 kg)	1.42	1.71	2.27	2.72	3.13	3.63	3.15
	7-9	52.5 lb (23.8 kg)	1.69	1.96	2.67	3.22	3.65	4.38	3.72
30°	1-4	33.5 lb (15.2 kg)	1.72	1.81	2.58	3.21	3.44	4.59	3.53
	5-6	43.5 lb (19.7 kg)	2.26	2.29	3.11	4.00	3.97	5.27	4.00
	7-9	52.5 lb (23.8 kg)	2.75	2.85	3.73	4.83	4.71	6.45	4.81
45°	1-4	33.5 lb (15.2 kg)	2.25	2.36	3.10	4.00	3.96	5.63	4.08
	5-6	43.5 lb (19.7 kg)	2.96	2.99	3.81	5.06	4.67	6.49	4.71
	7-9	52.5 lb (23.8 kg)	3.63	3.76	3.73	6.17	5.59	8.03	5.73
60°	1-4	33.5 lb (15.2 kg)	2.63	2.77	3.49	4.58	4.34	6.21	4.48
	5-6	43.5 lb (19.7 kg)	3.46	3.51	4.32	5.84	5.19	7.01	5.22
	7-9	52.5 lb (23.8 kg)	4.27	4.44	5.25	7.15	6.23	8.80	6.40

Optical Distributions

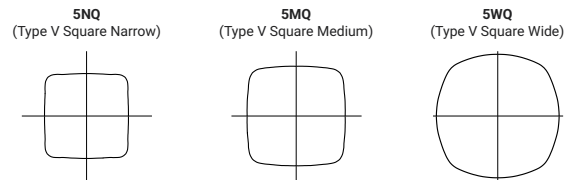
Asymmetric Area Distributions



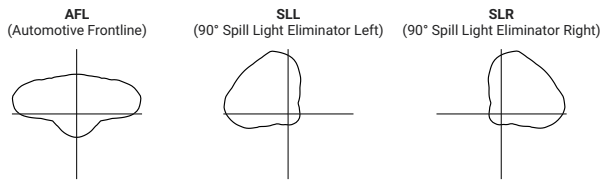
Asymmetric Roadway Distributions



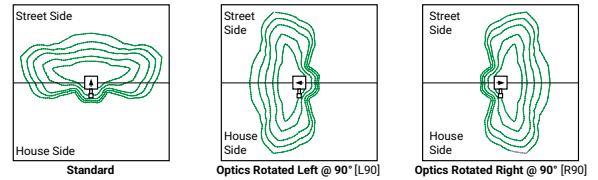
Symmetric Distributions



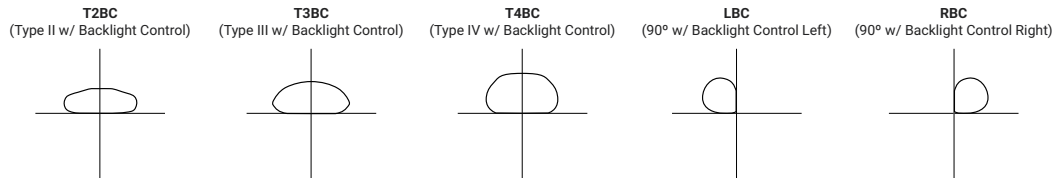
Specialized Distributions



Rotated Optics



Backlight Control Distributions



Energy and Performance Data

Lumen Maintenance (TM-21)

Output Level	Ambient Temperature	25,000 hours*	50,000 hours*	60,000 hours*	100,000 hours**	Theoretical L70 hours**
Output Levels 1-3	25°C	99.4%	99.0%	98.9%	98.3%	> 2.4M
	40°C	98.7%	98.3%	98.1%	97.4%	> 1.9M
	50°C	98.2%	97.2%	96.8%	95.2%	> 851,000
Output Level 4	25°C	99.4%	99.0%	98.9%	98.3%	> 2.4M
	40°C	98.5%	97.9%	97.7%	96.7%	> 1.3M

Lumen Multiplier

Ambient Temperature	Lumen Multiplier
0°C	1.02
10°C	1.01
25°C	1.00
40°C	0.99
50°C	0.97

* Supported by IES TM-21 standards

** Theoretical values represent estimations commonly used; however, refer to the IES position on LED Product Lifetime Prediction, IES PS-10-18, explaining proper use of IES TM-21 and LM-80.

FADC Settings

SA1-SA3 (All Output Levels)

FADC Position	Percent of Typical Lumen Output
1	25%
2	48%
3	56%
4	65%
5	75%
6	80%
7	85%
8	90%
9	95%
10	100%

Note: +/-5% typical value

FADC Settings

SA4-SA6 (All Output Levels)

FADC Position	Percent of Typical Lumen Output
1	14%
2	25%
3	32%
4	43%
5	49%
6	57%
7	65%
8	72%
9	80%
10	100%

Note: +/-5% typical value

FADC Settings

SA7-SA9 (All Output Levels)

FADC Position	Percent of Typical Lumen Output
1	19%
2	38%
3	47%
4	63%
5	74%
6	85%
7	95%
8	97%
9	100%
10	100%

Note: +/-5% typical value

SA Light Squares, Output Level 1, 4000K CCT, 70 CRI

[Galleon II IES Files](#)
[Supplemental Lumen Tables](#)

Number of Light Squares		1	2	3	4	5	6	7	8	9
Nominal Power (Watts)		33	63	93	121	154	182	215	244	274
Input Current @ 120V		0.283	0.529	0.778	1.058	1.310	1.556	1.839	2.089	2.335
Input Current @ 208V		0.165	0.309	0.460	0.618	0.771	0.919	1.082	1.240	1.379
Input Current @ 240V		0.143	0.270	0.398	0.540	0.671	0.796	0.944	1.078	1.194
Input Current @ 277V		0.125	0.237	0.352	0.473	0.581	0.705	0.818	0.962	1.057
Input Current @ 347V		0.098	0.181	0.272	0.362	0.454	0.544	0.636	0.738	0.816
Input Current @ 480V		0.073	0.133	0.200	0.267	0.335	0.400	0.470	0.554	0.600
Optics										
T1	Lumens	4,619	9,180	13,628	18,059	22,861	27,070	31,796	36,863	41,385
	BUG Rating	B2-U0-G1	B3-U0-G1	B3-U0-G2	B4-U0-G2	B4-U0-G2	B4-U0-G2	B5-U0-G3	B5-U0-G3	B5-U0-G3
	Lumens per Watt	140	146	147	149	148	149	148	151	151
T2	Lumens	4,654	9,249	13,730	18,194	23,032	27,273	32,034	37,138	41,694
	BUG Rating	B1-U0-G1	B1-U0-G2	B2-U0-G2	B2-U0-G3	B3-U0-G4	B3-U0-G4	B3-U0-G4	B3-U0-G5	B3-U0-G5
	Lumens per Watt	141	147	148	150	150	150	149	152	152
T2R	Lumens	4,716	9,372	13,913	18,437	23,340	27,637	32,462	37,634	42,251
	BUG Rating	B1-U0-G1	B1-U0-G2	B2-U0-G2	B2-U0-G2	B3-U0-G3	B3-U0-G3	B3-U0-G4	B3-U0-G4	B3-U0-G4
	Lumens per Watt	143	149	150	152	152	152	151	154	154
T3	Lumens	4,589	9,120	13,538	17,940	22,711	26,892	31,587	36,620	41,112
	BUG Rating	B1-U0-G1	B2-U0-G2	B2-U0-G2	B3-U0-G3	B3-U0-G3	B3-U0-G4	B3-U0-G4	B3-U0-G4	B4-U0-G4
	Lumens per Watt	139	145	146	148	147	148	147	150	150
T3R	Lumens	4,735	9,411	13,970	18,513	23,436	27,751	32,596	37,790	42,425
	BUG Rating	B1-U0-G1	B1-U0-G2	B2-U0-G3	B2-U0-G3	B3-U0-G4	B3-U0-G4	B3-U0-G4	B3-U0-G5	B3-U0-G5
	Lumens per Watt	143	149	150	153	152	152	152	155	155
T4FT	Lumens	4,617	9,176	13,622	18,051	22,851	27,058	31,782	36,847	41,366
	BUG Rating	B1-U0-G2	B2-U0-G2	B2-U0-G3	B3-U0-G3	B3-U0-G4	B3-U0-G4	B3-U0-G5	B3-U0-G5	B3-U0-G5
	Lumens per Watt	140	146	146	149	148	149	148	151	151
T4W	Lumens	4,631	9,203	13,662	18,104	22,918	27,138	31,876	36,955	41,488
	BUG Rating	B1-U0-G2	B2-U0-G2	B2-U0-G3	B3-U0-G3	B3-U0-G4	B3-U0-G4	B3-U0-G5	B3-U0-G5	B4-U0-G5
	Lumens per Watt	140	146	147	150	149	149	148	151	151
SL2	Lumens	4,619	9,180	13,627	18,058	22,860	27,069	31,795	36,861	41,383
	BUG Rating	B1-U0-G2	B2-U0-G2	B2-U0-G3	B3-U0-G3	B3-U0-G4	B3-U0-G4	B3-U0-G4	B3-U0-G5	B4-U0-G5
	Lumens per Watt	140	146	147	149	148	149	148	151	151
SL3	Lumens	4,586	9,115	13,531	17,931	22,699	26,879	31,571	36,602	41,091
	BUG Rating	B1-U0-G1	B1-U0-G2	B2-U0-G3	B2-U0-G3	B3-U0-G4	B3-U0-G4	B3-U0-G4	B3-U0-G5	B3-U0-G5
	Lumens per Watt	139	145	145	148	147	148	147	150	150
SL4	Lumens	4,529	9,002	13,363	17,708	22,417	26,544	31,178	36,146	40,580
	BUG Rating	B1-U0-G2	B1-U0-G3	B2-U0-G3	B2-U0-G4	B2-U0-G4	B3-U0-G5	B3-U0-G5	B3-U0-G5	B3-U0-G5
	Lumens per Watt	137	143	144	146	146	146	145	148	148
5NQ	Lumens	4,829	9,598	14,247	18,880	23,901	28,301	33,242	38,539	43,266
	BUG Rating	B2-U0-G1	B3-U0-G1	B3-U0-G2	B4-U0-G2	B4-U0-G2	B4-U0-G2	B5-U0-G2	B5-U0-G3	B5-U0-G3
	Lumens per Watt	146	152	153	156	155	155	155	158	158
5MQ	Lumens	4,853	9,645	14,318	18,974	24,020	28,442	33,407	38,731	43,482
	BUG Rating	B3-U0-G1	B3-U0-G2	B4-U0-G2	B4-U0-G2	B5-U0-G3	B5-U0-G3	B5-U0-G4	B5-U0-G4	B5-U0-G4
	Lumens per Watt	147	153	154	157	156	156	155	159	159
5WQ	Lumens	4,843	9,625	14,288	18,934	23,969	28,382	33,337	38,649	43,390
	BUG Rating	B3-U0-G1	B4-U0-G2	B4-U0-G2	B5-U0-G3	B5-U0-G3	B5-U0-G4	B5-U0-G4	B5-U0-G4	B5-U0-G5
	Lumens per Watt	147	153	154	156	156	156	155	158	158
SLL/SLR	Lumens	3,989	7,927	11,768	15,594	19,741	23,375	27,456	31,831	35,736
	BUG Rating	B1-U0-G2	B1-U0-G2	B2-U0-G3	B2-U0-G3	B2-U0-G4	B3-U0-G4	B3-U0-G4	B3-U0-G5	B3-U0-G5
	Lumens per Watt	121	126	127	129	128	128	128	130	130
RW	Lumens	4,774	9,488	14,085	18,665	23,628	27,979	32,863	38,100	42,774
	BUG Rating	B2-U0-G1	B3-U0-G1	B3-U0-G2	B4-U0-G2	B4-U0-G2	B4-U0-G2	B5-U0-G3	B5-U0-G3	B5-U0-G3
	Lumens per Watt	145	151	151	154	153	154	153	156	156
AFL	Lumens	4,673	9,286	13,785	18,268	23,126	27,384	32,164	37,290	41,864
	BUG Rating	B1-U0-G1	B1-U0-G1	B2-U0-G2	B2-U0-G2	B3-U0-G2	B3-U0-G2	B3-U0-G3	B3-U0-G3	B3-U0-G3
	Lumens per Watt	142	147	148	151	150	150	150	153	153

* Nominal data for 70 CRI. ** For additional performance data, please reference the Galleon Supplemental Performance Guide.

Number of Light Squares	1	2	3	4	5	6	7	8	9	
Nominal Power (Watts)	44	82	121	164	204	243	286	325	364	
Input Current @ 120V	0.367	0.689	1.014	1.378	1.704	2.027	2.393	2.716	3.041	
Input Current @ 208V	0.213	0.401	0.594	0.802	0.997	1.188	1.400	1.605	1.782	
Input Current @ 240V	0.184	0.347	0.510	0.694	0.860	1.021	1.210	1.386	1.531	
Input Current @ 277V	0.160	0.303	0.449	0.605	0.757	0.898	1.065	1.242	1.347	
Input Current @ 347V	0.125	0.235	0.355	0.471	0.592	0.710	0.828	0.958	1.065	
Input Current @ 480V	0.092	0.172	0.258	0.344	0.432	0.517	0.605	0.706	0.775	
Optics										
T1	Lumens	5,748	11,423	16,957	22,470	28,446	33,683	39,563	45,867	51,494
	BUG Rating	B2-U0-G1	B3-U0-G2	B4-U0-G2	B4-U0-G2	B4-U0-G2	B5-U0-G3	B5-U0-G3	B5-U0-G4	B5-U0-G4
	Lumens per Watt	131	139	140	137	139	139	138	141	141
T2	Lumens	5,790	11,508	17,083	22,638	28,658	33,935	39,859	46,210	51,879
	BUG Rating	B1-U0-G2	B2-U0-G2	B2-U0-G3	B3-U0-G4	B3-U0-G4	B3-U0-G4	B3-U0-G5	B3-U0-G5	B4-U0-G5
	Lumens per Watt	132	140	141	138	140	140	139	142	143
T2R	Lumens	5,868	11,662	17,311	22,941	29,041	34,388	40,391	46,827	52,572
	BUG Rating	B1-U0-G1	B2-U0-G2	B2-U0-G2	B3-U0-G3	B3-U0-G3	B3-U0-G4	B3-U0-G4	B3-U0-G4	B3-U0-G5
	Lumens per Watt	133	142	143	140	142	142	141	144	144
T3	Lumens	5,710	11,347	16,845	22,322	28,258	33,461	39,303	45,565	51,155
	BUG Rating	B1-U0-G1	B2-U0-G2	B3-U0-G3	B3-U0-G3	B3-U0-G4	B3-U0-G4	B4-U0-G4	B4-U0-G5	B4-U0-G5
	Lumens per Watt	130	138	139	136	139	138	137	140	141
T3R	Lumens	5,892	11,710	17,383	23,035	29,161	34,530	40,558	47,020	52,788
	BUG Rating	B1-U0-G2	B2-U0-G2	B2-U0-G3	B3-U0-G4	B3-U0-G4	B3-U0-G5	B3-U0-G5	B3-U0-G5	B4-U0-G5
	Lumens per Watt	134	143	144	140	143	142	142	145	145
T4FT	Lumens	5,745	11,418	16,949	22,460	28,433	33,668	39,546	45,847	51,471
	BUG Rating	B1-U0-G2	B2-U0-G3	B2-U0-G3	B3-U0-G4	B3-U0-G4	B3-U0-G5	B3-U0-G5	B4-U0-G5	B4-U0-G5
	Lumens per Watt	131	139	140	137	139	139	138	141	141
T4W	Lumens	5,762	11,451	16,999	22,526	28,517	33,767	39,662	45,982	51,622
	BUG Rating	B1-U0-G2	B2-U0-G2	B3-U0-G3	B3-U0-G4	B3-U0-G4	B3-U0-G5	B4-U0-G5	B4-U0-G5	B4-U0-G5
	Lumens per Watt	131	140	140	137	140	139	139	141	142
SL2	Lumens	5,747	11,422	16,956	22,469	28,444	33,681	39,561	45,865	51,491
	BUG Rating	B1-U0-G2	B2-U0-G3	B3-U0-G3	B3-U0-G4	B3-U0-G4	B3-U0-G4	B4-U0-G5	B4-U0-G5	B4-U0-G5
	Lumens per Watt	131	139	140	137	139	139	138	141	141
SL3	Lumens	5,707	11,342	16,836	22,311	28,244	33,444	39,283	45,542	51,129
	BUG Rating	B1-U0-G2	B2-U0-G3	B2-U0-G3	B3-U0-G4	B3-U0-G4	B3-U0-G5	B3-U0-G5	B3-U0-G5	B3-U0-G5
	Lumens per Watt	130	138	139	136	138	138	137	140	140
SL4	Lumens	5,636	11,201	16,627	22,034	27,893	33,028	38,794	44,976	50,493
	BUG Rating	B1-U0-G2	B1-U0-G3	B2-U0-G4	B2-U0-G4	B3-U0-G5	B3-U0-G5	B3-U0-G5	B3-U0-G5	B3-U0-G5
	Lumens per Watt	128	137	137	134	137	136	136	138	139
5NQ	Lumens	6,009	11,942	17,727	23,492	29,739	35,214	41,362	47,953	53,835
	BUG Rating	B2-U0-G1	B3-U0-G1	B4-U0-G2	B4-U0-G2	B5-U0-G2	B5-U0-G2	B5-U0-G3	B5-U0-G3	B5-U0-G3
	Lumens per Watt	137	146	147	143	146	145	145	148	148
5MQ	Lumens	6,039	12,001	17,816	23,609	29,887	35,389	41,568	48,191	54,103
	BUG Rating	B3-U0-G1	B4-U0-G2	B4-U0-G2	B5-U0-G3	B5-U0-G3	B5-U0-G4	B5-U0-G4	B5-U0-G4	B5-U0-G5
	Lumens per Watt	137	146	147	144	147	146	145	148	149
5WQ	Lumens	6,026	11,976	17,778	23,559	29,824	35,315	41,480	48,090	53,989
	BUG Rating	B3-U0-G1	B4-U0-G2	B5-U0-G3	B5-U0-G3	B5-U0-G4	B5-U0-G4	B5-U0-G4	B5-U0-G5	B5-U0-G5
	Lumens per Watt	137	146	147	144	146	145	145	148	148
SLL/SLR	Lumens	4,963	9,863	14,642	19,403	24,563	29,085	34,163	39,607	44,465
	BUG Rating	B1-U0-G2	B1-U0-G3	B2-U0-G3	B2-U0-G4	B3-U0-G4	B3-U0-G5	B3-U0-G5	B3-U0-G5	B3-U0-G5
	Lumens per Watt	113	120	121	118	120	120	119	122	122
RW	Lumens	5,940	11,806	17,526	23,224	29,400	34,813	40,891	47,407	53,222
	BUG Rating	B3-U0-G1	B3-U0-G2	B4-U0-G2	B4-U0-G2	B5-U0-G3	B5-U0-G3	B5-U0-G3	B5-U0-G4	B5-U0-G4
	Lumens per Watt	135	144	145	142	144	143	143	146	146
AFL	Lumens	5,814	11,555	17,153	22,730	28,775	34,073	40,021	46,398	52,090
	BUG Rating	B1-U0-G1	B2-U0-G1	B2-U0-G2	B2-U0-G2	B3-U0-G3	B3-U0-G3	B3-U0-G3	B3-U0-G3	B3-U0-G4
	Lumens per Watt	132	141	142	139	141	140	140	143	143

* Nominal data for 70 CRI. ** For additional performance data, please reference the Galleon Supplemental Performance Guide.

Number of Light Squares		1	2	3	4	5	6	7	8	9
Nominal Power (Watts)		57	108	160	213	269	321	377	429	481
Input Current @ 120V		0.478	0.905	1.338	1.810	2.244	2.675	3.150	3.584	4.013
Input Current @ 208V		0.279	0.532	0.780	1.064	1.313	1.559	1.845	2.093	2.339
Input Current @ 240V		0.243	0.458	0.664	0.916	1.123	1.328	1.582	1.788	1.991
Input Current @ 277V		0.213	0.404	0.582	0.808	0.997	1.164	1.401	1.589	1.745
Input Current @ 347V		0.164	0.322	0.471	0.644	0.795	0.943	1.117	1.269	1.414
Input Current @ 480V		0.121	0.235	0.341	0.469	0.579	0.681	0.814	0.923	1.022
Optics										
T1	Lumens	7,101	14,113	20,950	27,763	35,146	41,616	48,882	56,671	63,623
	BUG Rating	B3-U0-G1	B3-U0-G2	B4-U0-G2	B4-U0-G2	B5-U0-G3	B5-U0-G3	B5-U0-G4	B5-U0-G4	B5-U0-G4
	Lumens per Watt	125	131	131	130	131	130	130	132	132
T2	Lumens	7,154	14,219	21,107	27,970	35,408	41,927	49,247	57,094	64,098
	BUG Rating	B1-U0-G2	B2-U0-G2	B3-U0-G3	B3-U0-G4	B3-U0-G4	B3-U0-G5	B4-U0-G5	B4-U0-G5	B4-U0-G5
	Lumens per Watt	126	132	132	131	132	131	131	133	133
T2R	Lumens	7,250	14,408	21,389	28,344	35,881	42,487	49,905	57,857	64,954
	BUG Rating	B1-U0-G1	B2-U0-G2	B2-U0-G3	B3-U0-G3	B3-U0-G4	B3-U0-G4	B3-U0-G5	B4-U0-G5	B4-U0-G5
	Lumens per Watt	127	133	134	133	133	132	132	135	135
T3	Lumens	7,054	14,020	20,812	27,580	34,914	41,342	48,560	56,297	63,203
	BUG Rating	B1-U0-G2	B2-U0-G2	B3-U0-G3	B3-U0-G4	B3-U0-G4	B4-U0-G4	B4-U0-G5	B4-U0-G5	B4-U0-G5
	Lumens per Watt	124	130	130	129	130	129	129	131	131
T3R	Lumens	7,280	14,468	21,477	28,461	36,029	42,663	50,111	58,096	65,222
	BUG Rating	B1-U0-G2	B2-U0-G3	B3-U0-G4	B3-U0-G4	B3-U0-G5	B3-U0-G5	B3-U0-G5	B4-U0-G5	B4-U0-G5
	Lumens per Watt	128	134	134	134	134	133	133	135	136
T4FT	Lumens	7,098	14,107	20,941	27,751	35,130	41,598	48,860	56,646	63,594
	BUG Rating	B1-U0-G2	B2-U0-G3	B3-U0-G4	B3-U0-G4	B3-U0-G5	B3-U0-G5	B4-U0-G5	B4-U0-G5	B4-U0-G5
	Lumens per Watt	125	131	131	130	131	130	130	132	132
T4W	Lumens	7,119	14,148	21,003	27,832	35,233	41,720	49,004	56,812	63,781
	BUG Rating	B1-U0-G2	B2-U0-G3	B3-U0-G4	B3-U0-G4	B3-U0-G5	B4-U0-G5	B4-U0-G5	B4-U0-G5	B4-U0-G5
	Lumens per Watt	125	131	131	131	131	130	130	132	133
SL2	Lumens	7,101	14,112	20,949	27,761	35,144	41,614	48,879	56,668	63,619
	BUG Rating	B1-U0-G2	B2-U0-G3	B3-U0-G3	B3-U0-G4	B3-U0-G5	B4-U0-G5	B4-U0-G5	B4-U0-G5	B4-U0-G5
	Lumens per Watt	125	131	131	130	131	130	130	132	132
SL3	Lumens	7,051	14,013	20,802	27,566	34,897	41,321	48,535	56,269	63,172
	BUG Rating	B1-U0-G2	B2-U0-G3	B2-U0-G4	B3-U0-G4	B3-U0-G5	B3-U0-G5	B3-U0-G5	B4-U0-G5	B4-U0-G5
	Lumens per Watt	124	130	130	129	130	129	129	131	131
SL4	Lumens	6,963	13,839	20,543	27,223	34,463	40,808	47,932	55,569	62,386
	BUG Rating	B1-U0-G2	B2-U0-G3	B2-U0-G4	B3-U0-G5	B3-U0-G5	B3-U0-G5	B3-U0-G5	B3-U0-G5	B3-U0-G5
	Lumens per Watt	122	128	128	128	128	127	127	130	130
5NQ	Lumens	7,424	14,755	21,903	29,025	36,743	43,508	51,104	59,247	66,515
	BUG Rating	B3-U0-G1	B3-U0-G2	B4-U0-G2	B5-U0-G2	B5-U0-G3	B5-U0-G3	B5-U0-G3	B5-U0-G4	B5-U0-G4
	Lumens per Watt	130	137	137	136	137	136	136	138	138
5MQ	Lumens	7,461	14,828	22,012	29,169	36,926	43,725	51,359	59,542	66,846
	BUG Rating	B3-U0-G1	B4-U0-G2	B5-U0-G3	B5-U0-G3	B5-U0-G4	B5-U0-G4	B5-U0-G4	B5-U0-G5	B5-U0-G5
	Lumens per Watt	131	137	138	137	137	136	136	139	139
5WQ	Lumens	7,445	14,797	21,966	29,108	36,849	43,633	51,250	59,417	66,705
	BUG Rating	B3-U0-G2	B4-U0-G2	B5-U0-G3	B5-U0-G4	B5-U0-G4	B5-U0-G5	B5-U0-G5	B5-U0-G5	B5-U0-G5
	Lumens per Watt	131	137	137	137	137	136	136	139	139
SLL/SLR	Lumens	6,132	12,187	18,091	23,973	30,348	35,936	42,210	48,935	54,938
	BUG Rating	B1-U0-G2	B2-U0-G3	B2-U0-G3	B3-U0-G4	B3-U0-G5	B3-U0-G5	B3-U0-G5	B3-U0-G5	B3-U0-G5
	Lumens per Watt	108	113	113	113	113	112	112	114	114
RW	Lumens	7,340	14,587	21,653	28,694	36,325	43,013	50,522	58,573	65,757
	BUG Rating	B3-U0-G1	B3-U0-G2	B4-U0-G2	B4-U0-G2	B5-U0-G3	B5-U0-G3	B5-U0-G4	B5-U0-G4	B5-U0-G4
	Lumens per Watt	129	135	135	135	135	134	134	137	137
AFL	Lumens	7,183	14,276	21,193	28,084	35,552	42,098	49,448	57,327	64,359
	BUG Rating	B1-U0-G1	B2-U0-G2	B2-U0-G2	B3-U0-G2	B3-U0-G3	B3-U0-G3	B3-U0-G4	B3-U0-G4	B4-U0-G4
	Lumens per Watt	126	132	132	132	132	131	131	134	134

* Nominal data for 70 CRI. ** For additional performance data, please reference the Galleon Supplemental Performance Guide.

SA Light Squares, Output Level 4, 4000K CCT, 70 CRI

[Galleon II IES Files](#)
[Supplemental Lumen Tables](#)

Number of Light Squares	1	2	3	4	5	6	7	8	9	
Nominal Power (Watts)	65	125	184	245	309	368	433	493	552	
Input Current @ 120V	0.546	1.041	1.535	2.082	2.578	3.070	3.619	4.114	4.605	
Input Current @ 208V	0.318	0.610	0.893	1.219	1.504	1.786	2.113	2.397	2.679	
Input Current @ 240V	0.276	0.523	0.758	1.046	1.282	1.516	1.806	2.041	2.274	
Input Current @ 277V	0.241	0.460	0.662	0.920	1.133	1.325	1.593	1.807	1.987	
Input Current @ 347V	0.187	0.370	0.543	0.740	0.915	1.085	1.285	1.459	1.628	
Input Current @ 480V	0.138	0.269	0.391	0.537	0.663	0.782	0.932	1.057	1.173	
Optics										
T1	Lumens	7,814	15,529	23,053	30,549	38,672	45,793	53,787	62,358	70,007
	BUG Rating	B3-U0-G1	B4-U0-G2	B4-U0-G2	B5-U0-G3	B5-U0-G3	B5-U0-G4	B5-U0-G4	B5-U0-G4	B5-U0-G4
	Lumens per Watt	120	124	125	125	125	124	124	126	127
T2	Lumens	7,872	15,645	23,225	30,777	38,962	46,135	54,189	62,824	70,530
	BUG Rating	B1-U0-G2	B2-U0-G3	B3-U0-G4	B3-U0-G4	B3-U0-G5	B3-U0-G5	B4-U0-G5	B4-U0-G5	B4-U0-G5
	Lumens per Watt	121	125	126	126	126	125	125	127	128
T2R	Lumens	7,977	15,854	23,535	31,188	39,482	46,751	54,913	63,663	71,472
	BUG Rating	B1-U0-G2	B2-U0-G2	B3-U0-G3	B3-U0-G4	B3-U0-G4	B3-U0-G4	B4-U0-G5	B4-U0-G5	B4-U0-G5
	Lumens per Watt	123	127	128	127	128	127	127	129	129
T3	Lumens	7,762	15,427	22,901	30,348	38,418	45,491	53,433	61,947	69,546
	BUG Rating	B2-U0-G2	B3-U0-G3	B3-U0-G3	B3-U0-G4	B4-U0-G4	B4-U0-G5	B4-U0-G5	B4-U0-G5	B4-U0-G5
	Lumens per Watt	119	123	124	124	124	124	123	126	126
T3R	Lumens	8,010	15,920	23,632	31,317	39,645	46,944	55,139	63,925	71,767
	BUG Rating	B1-U0-G2	B2-U0-G3	B3-U0-G4	B3-U0-G4	B3-U0-G5	B3-U0-G5	B4-U0-G5	B4-U0-G5	B4-U0-G5
	Lumens per Watt	123	127	128	128	128	128	127	130	130
T4FT	Lumens	7,810	15,522	23,043	30,535	38,655	45,772	53,763	62,330	69,976
	BUG Rating	B1-U0-G2	B2-U0-G3	B3-U0-G4	B3-U0-G4	B3-U0-G5	B4-U0-G5	B4-U0-G5	B4-U0-G5	B4-U0-G5
	Lumens per Watt	120	124	125	125	125	124	124	126	127
T4W	Lumens	7,833	15,568	23,110	30,625	38,769	45,907	53,921	62,513	70,182
	BUG Rating	B2-U0-G2	B3-U0-G3	B3-U0-G4	B3-U0-G5	B4-U0-G5	B4-U0-G5	B4-U0-G5	B4-U0-G5	B4-U0-G5
	Lumens per Watt	121	125	126	125	125	125	125	127	127
SL2	Lumens	7,813	15,528	23,052	30,547	38,670	45,790	53,784	62,354	70,003
	BUG Rating	B2-U0-G2	B3-U0-G3	B3-U0-G4	B3-U0-G4	B4-U0-G5	B4-U0-G5	B4-U0-G5	B4-U0-G5	B4-U0-G5
	Lumens per Watt	120	124	125	125	125	124	124	126	127
SL3	Lumens	7,758	15,419	22,889	30,332	38,398	45,468	53,406	61,916	69,511
	BUG Rating	B1-U0-G2	B2-U0-G3	B3-U0-G4	B3-U0-G4	B3-U0-G5	B3-U0-G5	B3-U0-G5	B4-U0-G5	B4-U0-G5
	Lumens per Watt	119	123	124	124	124	124	123	126	126
SL4	Lumens	7,662	15,228	22,605	29,955	37,921	44,903	52,742	61,146	68,646
	BUG Rating	B1-U0-G3	B2-U0-G3	B2-U0-G4	B3-U0-G5	B3-U0-G5	B3-U0-G5	B3-U0-G5	B3-U0-G5	B4-U0-G5
	Lumens per Watt	118	122	123	122	123	122	122	124	124
5NQ	Lumens	8,169	16,235	24,101	31,938	40,431	47,874	56,232	65,193	73,190
	BUG Rating	B3-U0-G1	B3-U0-G2	B4-U0-G2	B5-U0-G2	B5-U0-G3	B5-U0-G3	B5-U0-G4	B5-U0-G4	B5-U0-G4
	Lumens per Watt	126	130	131	130	131	130	130	132	133
5MQ	Lumens	8,210	16,316	24,221	32,097	40,632	48,113	56,512	65,517	73,554
	BUG Rating	B3-U0-G2	B4-U0-G2	B5-U0-G3	B5-U0-G3	B5-U0-G4	B5-U0-G4	B5-U0-G5	B5-U0-G5	B5-U0-G5
	Lumens per Watt	126	131	132	131	131	131	131	133	133
5WQ	Lumens	8,192	16,282	24,170	32,029	40,546	48,011	56,393	65,379	73,399
	BUG Rating	B3-U0-G2	B4-U0-G2	B5-U0-G3	B5-U0-G4	B5-U0-G4	B5-U0-G5	B5-U0-G5	B5-U0-G5	B5-U0-G5
	Lumens per Watt	126	130	131	131	131	130	130	133	133
SLL/SLR	Lumens	6,747	13,410	19,906	26,379	33,394	39,542	46,445	53,846	60,451
	BUG Rating	B1-U0-G2	B2-U0-G3	B2-U0-G4	B3-U0-G4	B3-U0-G5	B3-U0-G5	B3-U0-G5	B3-U0-G5	B4-U0-G5
	Lumens per Watt	104	107	108	108	108	107	107	109	110
RW	Lumens	8,076	16,050	23,826	31,574	39,970	47,329	55,592	64,450	72,356
	BUG Rating	B3-U0-G1	B4-U0-G2	B4-U0-G2	B5-U0-G3	B5-U0-G3	B5-U0-G4	B5-U0-G4	B5-U0-G4	B5-U0-G5
	Lumens per Watt	124	128	129	129	129	129	128	131	131
AFL	Lumens	7,904	15,709	23,320	30,902	39,120	46,323	54,410	63,079	70,817
	BUG Rating	B1-U0-G1	B2-U0-G2	B3-U0-G2	B3-U0-G3	B3-U0-G3	B3-U0-G3	B3-U0-G4	B4-U0-G4	B4-U0-G4
	Lumens per Watt	122	126	127	126	127	126	126	128	128

* Nominal data for 70 CRI. ** For additional performance data, please reference the Galleon Supplemental Performance Guide.

SB Light Squares, Output Level 1, 4000K, 70 CRI

[Galleon II IES Files](#)
[Supplemental Lumen Tables](#)

Number of Light Squares		1	2	3	4	5	6	7	8	9
Nominal Power (Watts)		31	57	85	114	142	171	199	227	256
Input Current @ 120V		0.263	0.484	0.717	0.952	1.201	1.434	1.685	1.918	2.151
Input Current @ 208V		0.154	0.280	0.420	0.552	0.700	0.839	0.979	1.119	1.259
Input Current @ 240V		0.136	0.245	0.370	0.483	0.615	0.740	0.860	0.985	1.110
Input Current @ 277V		0.122	0.216	0.330	0.425	0.546	0.660	0.762	0.876	0.989
Input Current @ 347V		-	-	0.248	0.328	0.413	0.495	0.577	0.665	0.743
Input Current @ 480V		-	-	0.182	0.238	0.304	0.364	0.426	0.493	0.547
Optics										
T1	Lumens	4,696	9,389	14,086	18,816	23,716	28,470	33,388	37,964	42,763
	BUG Rating	B2-U0-G1	B3-U0-G1	B4-U0-G2	B4-U0-G2	B4-U0-G2	B5-U0-G3	B5-U0-G3	B5-U0-G3	B5-U0-G4
	Lumens per Watt	152	164	166	165	167	167	168	167	167
T2	Lumens	4,704	9,404	14,109	18,846	23,754	28,515	33,442	38,024	42,831
	BUG Rating	B1-U0-G1	B2-U0-G2	B3-U0-G3	B3-U0-G3	B3-U0-G3	B3-U0-G4	B4-U0-G4	B4-U0-G4	B4-U0-G5
	Lumens per Watt	152	164	167	165	168	167	168	167	168
T2R	Lumens	4,835	9,667	14,503	19,373	24,418	29,313	34,377	39,087	44,029
	BUG Rating	B1-U0-G1	B2-U0-G2	B2-U0-G2	B3-U0-G3	B3-U0-G3	B3-U0-G3	B3-U0-G4	B3-U0-G4	B3-U0-G4
	Lumens per Watt	156	169	171	170	172	172	173	172	172
T3	Lumens	4,751	9,497	14,249	19,033	23,989	28,798	33,773	38,401	43,256
	BUG Rating	B1-U0-G1	B2-U0-G2	B2-U0-G2	B3-U0-G3	B3-U0-G3	B3-U0-G4	B3-U0-G4	B3-U0-G4	B4-U0-G4
	Lumens per Watt	154	166	168	167	169	169	170	169	169
T3R	Lumens	4,874	9,743	14,618	19,526	24,611	29,544	34,648	39,396	44,376
	BUG Rating	B1-U0-G1	B2-U0-G2	B2-U0-G2	B3-U0-G3	B3-U0-G4	B3-U0-G4	B3-U0-G4	B3-U0-G5	B4-U0-G5
	Lumens per Watt	158	170	173	171	174	173	174	173	174
T4FT	Lumens	4,692	9,380	14,074	18,799	23,694	28,444	33,358	37,929	42,724
	BUG Rating	B1-U0-G2	B2-U0-G2	B2-U0-G3	B3-U0-G3	B3-U0-G4	B3-U0-G4	B3-U0-G5	B3-U0-G5	B4-U0-G5
	Lumens per Watt	152	164	166	165	167	166	168	167	167
T4W	Lumens	4,738	9,472	14,211	18,983	23,926	28,723	33,685	38,300	43,142
	BUG Rating	B1-U0-G2	B2-U0-G2	B2-U0-G3	B3-U0-G4	B3-U0-G4	B3-U0-G4	B3-U0-G5	B3-U0-G5	B4-U0-G5
	Lumens per Watt	153	165	168	167	169	168	169	169	169
SL2	Lumens	4,719	9,433	14,153	18,905	23,828	28,605	33,546	38,143	42,965
	BUG Rating	B1-U0-G1	B2-U0-G2	B2-U0-G2	B3-U0-G3	B3-U0-G3	B3-U0-G4	B3-U0-G4	B4-U0-G4	B4-U0-G5
	Lumens per Watt	153	165	167	166	168	167	168	168	168
SL3	Lumens	4,640	9,276	13,916	18,589	23,430	28,127	32,986	37,506	42,247
	BUG Rating	B1-U0-G2	B1-U0-G3	B2-U0-G3	B2-U0-G3	B3-U0-G4	B3-U0-G5	B3-U0-G5	B3-U0-G5	B3-U0-G5
	Lumens per Watt	150	162	164	163	165	165	166	165	165
SL4	Lumens	4,706	9,408	14,115	18,854	23,764	28,527	33,456	38,040	42,849
	BUG Rating	B1-U0-G2	B2-U0-G3	B2-U0-G3	B3-U0-G3	B3-U0-G4	B3-U0-G4	B4-U0-G5	B4-U0-G5	B4-U0-G5
	Lumens per Watt	152	164	167	165	168	167	168	168	168
5NQ	Lumens	4,975	9,945	14,921	19,931	25,121	30,157	35,367	40,213	45,297
	BUG Rating	B2-U0-G1	B3-U0-G1	B3-U0-G2	B4-U0-G2	B4-U0-G2	B5-U0-G2	B5-U0-G3	B5-U0-G3	B5-U0-G3
	Lumens per Watt	161	174	176	175	177	176	178	177	177
5MQ	Lumens	4,972	9,939	14,912	19,919	25,106	30,139	35,346	40,189	45,269
	BUG Rating	B3-U0-G1	B3-U0-G2	B4-U0-G2	B4-U0-G2	B5-U0-G3	B5-U0-G3	B5-U0-G4	B5-U0-G4	B5-U0-G4
	Lumens per Watt	161	173	176	175	177	176	178	177	177
5WQ	Lumens	4,802	9,600	14,403	19,239	24,249	29,110	34,139	38,817	43,724
	BUG Rating	B3-U0-G1	B4-U0-G2	B4-U0-G2	B5-U0-G3	B5-U0-G3	B5-U0-G4	B5-U0-G4	B5-U0-G4	B5-U0-G5
	Lumens per Watt	155	168	170	169	171	170	171	171	171
SLL/SLR	Lumens	4,730	9,457	14,188	18,952	23,887	28,676	33,630	38,238	43,072
	BUG Rating	B1-U0-G2	B2-U0-G3	B2-U0-G3	B3-U0-G4	B3-U0-G5	B3-U0-G5	B3-U0-G5	B4-U0-G5	B4-U0-G5
	Lumens per Watt	153	165	168	166	169	168	169	168	169
RW	Lumens	4,889	9,773	14,663	19,586	24,686	29,635	34,755	39,517	44,513
	BUG Rating	B2-U0-G1	B3-U0-G1	B4-U0-G2	B4-U0-G2	B4-U0-G2	B5-U0-G3	B5-U0-G3	B5-U0-G3	B5-U0-G4
	Lumens per Watt	158	171	173	172	174	173	175	174	174
AFL	Lumens	4,828	9,652	14,482	19,344	24,381	29,269	34,325	39,029	43,963
	BUG Rating	B1-U0-G1	B2-U0-G1	B2-U0-G2	B3-U0-G2	B3-U0-G2	B3-U0-G3	B3-U0-G3	B3-U0-G3	B3-U0-G3
	Lumens per Watt	156	168	171	170	172	171	172	172	172

SB Light Squares, Output Level 2, 4000K, 70 CRI

[Galleon II IES Files](#)
[Supplemental Lumen Tables](#)

Number of Light Squares		1	2	3	4	5	6	7	8	9
Nominal Power (Watts)		40	74	109	147	183	220	257	293	330
Input Current @ 120V		0.330	0.627	0.919	1.255	1.547	1.838	2.174	2.466	2.758
Input Current @ 208V		0.192	0.370	0.533	0.739	0.902	1.066	1.272	1.435	1.598
Input Current @ 240V		0.169	0.327	0.467	0.655	0.794	0.933	1.121	1.260	1.400
Input Current @ 277V		0.150	0.294	0.412	0.588	0.706	0.823	1.000	1.118	1.235
Input Current @ 347V		0.112	0.215	0.316	0.431	0.531	0.632	0.746	0.847	0.947
Input Current @ 480V		0.086	0.160	0.230	0.320	0.390	0.460	0.550	0.620	0.690
Optics										
T1	Lumens	5,895	11,786	17,683	23,620	29,771	35,739	41,913	47,656	53,681
	BUG Rating	B3-U0-G1	B3-U0-G2	B4-U0-G2	B4-U0-G2	B5-U0-G3	B5-U0-G3	B5-U0-G4	B5-U0-G4	B5-U0-G4
	Lumens per Watt	148	159	162	161	163	162	163	163	163
T2	Lumens	5,905	11,805	17,711	23,658	29,818	35,796	41,980	47,732	53,766
	BUG Rating	B1-U0-G1	B2-U0-G2	B3-U0-G3	B3-U0-G3	B3-U0-G4	B4-U0-G4	B4-U0-G4	B4-U0-G5	B4-U0-G5
	Lumens per Watt	148	160	162	161	163	162	164	163	163
T2R	Lumens	6,070	12,135	18,206	24,319	30,652	36,797	43,154	49,067	55,270
	BUG Rating	B1-U0-G1	B2-U0-G2	B2-U0-G2	B3-U0-G3	B3-U0-G4	B3-U0-G4	B3-U0-G4	B4-U0-G5	B4-U0-G5
	Lumens per Watt	153	164	167	165	168	167	168	168	168
T3	Lumens	5,963	11,922	17,887	23,892	30,114	36,151	42,396	48,206	54,300
	BUG Rating	B1-U0-G1	B2-U0-G2	B3-U0-G3	B3-U0-G3	B3-U0-G4	B3-U0-G4	B4-U0-G4	B4-U0-G5	B4-U0-G5
	Lumens per Watt	150	161	164	163	165	164	165	165	165
T3R	Lumens	6,118	12,231	18,350	24,511	30,894	37,087	43,494	49,454	55,706
	BUG Rating	B1-U0-G2	B2-U0-G2	B3-U0-G3	B3-U0-G4	B3-U0-G4	B3-U0-G4	B4-U0-G5	B4-U0-G5	B4-U0-G5
	Lumens per Watt	154	166	168	167	169	168	169	169	169
T4FT	Lumens	5,890	11,775	17,667	23,599	29,744	35,706	41,875	47,613	53,632
	BUG Rating	B1-U0-G2	B2-U0-G3	B3-U0-G3	B3-U0-G4	B3-U0-G4	B3-U0-G5	B4-U0-G5	B4-U0-G5	B4-U0-G5
	Lumens per Watt	148	159	162	161	163	162	163	163	163
T4W	Lumens	5,948	11,891	17,840	23,830	30,035	36,056	42,285	48,079	54,157
	BUG Rating	B1-U0-G2	B2-U0-G3	B3-U0-G3	B3-U0-G4	B3-U0-G5	B3-U0-G5	B4-U0-G5	B4-U0-G5	B4-U0-G5
	Lumens per Watt	149	161	163	162	164	164	165	164	164
SL2	Lumens	5,923	11,842	17,766	23,732	29,912	35,908	42,111	47,882	53,935
	BUG Rating	B1-U0-G1	B2-U0-G2	B3-U0-G3	B3-U0-G3	B3-U0-G4	B3-U0-G4	B4-U0-G4	B4-U0-G5	B4-U0-G5
	Lumens per Watt	149	160	163	161	164	163	164	164	164
SL3	Lumens	5,824	11,644	17,469	23,335	29,412	35,308	41,407	47,081	53,033
	BUG Rating	B1-U0-G2	B2-U0-G3	B2-U0-G3	B3-U0-G4	B3-U0-G5	B3-U0-G5	B3-U0-G5	B3-U0-G5	B4-U0-G5
	Lumens per Watt	146	158	160	159	161	160	161	161	161
SL4	Lumens	5,907	11,810	17,718	23,668	29,831	35,811	41,998	47,752	53,789
	BUG Rating	B1-U0-G2	B2-U0-G3	B3-U0-G3	B3-U0-G4	B4-U0-G5	B4-U0-G5	B4-U0-G5	B4-U0-G5	B5-U0-G5
	Lumens per Watt	148	160	162	161	163	162	164	163	163
5NQ	Lumens	6,245	12,484	18,731	25,020	31,535	37,857	44,397	50,480	56,862
	BUG Rating	B2-U0-G1	B3-U0-G2	B4-U0-G2	B4-U0-G2	B5-U0-G2	B5-U0-G3	B5-U0-G3	B5-U0-G4	B5-U0-G4
	Lumens per Watt	157	169	172	170	173	172	173	172	173
5MQ	Lumens	6,241	12,477	18,719	25,005	31,516	37,834	44,370	50,450	56,827
	BUG Rating	B3-U0-G1	B4-U0-G2	B4-U0-G2	B5-U0-G3	B5-U0-G4	B5-U0-G4	B5-U0-G4	B5-U0-G5	B5-U0-G5
	Lumens per Watt	157	169	171	170	173	172	173	172	172
5WQ	Lumens	6,028	12,051	18,080	24,151	30,440	36,542	42,855	48,728	54,887
	BUG Rating	B3-U0-G1	B4-U0-G2	B4-U0-G2	B5-U0-G3	B5-U0-G4	B5-U0-G4	B5-U0-G4	B5-U0-G5	B5-U0-G5
	Lumens per Watt	151	163	166	164	167	166	167	166	167
SLL/SLR	Lumens	5,938	11,871	17,811	23,791	29,986	35,997	42,216	48,001	54,069
	BUG Rating	B1-U0-G2	B2-U0-G3	B3-U0-G4	B3-U0-G5	B3-U0-G5	B3-U0-G5	B4-U0-G5	B4-U0-G5	B4-U0-G5
	Lumens per Watt	149	161	163	162	164	163	164	164	164
RW	Lumens	6,137	12,268	18,406	24,587	30,989	37,201	43,628	49,606	55,877
	BUG Rating	B3-U0-G1	B3-U0-G2	B4-U0-G2	B4-U0-G2	B5-U0-G3	B5-U0-G3	B5-U0-G4	B5-U0-G4	B5-U0-G4
	Lumens per Watt	154	166	169	167	170	169	170	169	170
AFL	Lumens	6,061	12,117	18,179	24,283	30,606	36,742	43,089	48,993	55,187
	BUG Rating	B1-U0-G1	B2-U0-G2	B2-U0-G2	B3-U0-G2	B3-U0-G3	B3-U0-G3	B3-U0-G3	B4-U0-G4	B4-U0-G4
	Lumens per Watt	152	164	166	165	168	167	168	167	167

SB Light Squares, Output Level 3, 4000K, 70 CRI

[Galleon II IES Files](#)
[Supplemental Lumen Tables](#)

Number of Light Squares		1	2	3	4	5	6	7	8	9
Nominal Power (Watts)		54	101	149	201	250	301	351	400	450
Input Current @ 120V		0.437	0.857	1.259	1.714	2.116	2.518	2.973	3.375	3.776
Input Current @ 208V		0.254	0.498	0.721	0.996	1.219	1.442	1.717	1.940	2.163
Input Current @ 240V		0.223	0.437	0.628	0.874	1.065	1.256	1.501	1.693	1.884
Input Current @ 277V		0.197	0.386	0.550	0.772	0.936	1.100	1.322	1.485	1.649
Input Current @ 347V		0.150	0.292	0.432	0.584	0.724	0.863	1.016	1.155	1.295
Input Current @ 480V		0.111	0.213	0.311	0.427	0.525	0.622	0.738	0.836	0.933
Optics										
T1	Lumens	7,841	15,675	23,517	31,414	39,594	47,531	55,743	63,381	71,393
	BUG Rating	B3-U0-G1	B4-U0-G2	B4-U0-G2	B5-U0-G3	B5-U0-G3	B5-U0-G4	B5-U0-G4	B5-U0-G4	B5-U0-G5
	Lumens per Watt	144	155	158	157	159	158	159	159	159
T2	Lumens	7,853	15,700	23,555	31,464	39,657	47,607	55,832	63,482	71,507
	BUG Rating	B2-U0-G2	B3-U0-G3	B3-U0-G3	B4-U0-G4	B4-U0-G4	B4-U0-G5	B4-U0-G5	B5-U0-G5	B5-U0-G5
	Lumens per Watt	144	156	158	157	159	158	159	159	159
T2R	Lumens	8,073	16,139	24,214	32,344	40,766	48,938	57,393	65,257	73,507
	BUG Rating	B1-U0-G2	B2-U0-G2	B3-U0-G3	B3-U0-G4	B3-U0-G4	B4-U0-G5	B4-U0-G5	B4-U0-G5	B4-U0-G5
	Lumens per Watt	148	160	162	161	163	163	164	163	163
T3	Lumens	7,931	15,856	23,789	31,776	40,051	48,080	56,386	64,112	72,217
	BUG Rating	B2-U0-G2	B2-U0-G2	B3-U0-G3	B3-U0-G4	B4-U0-G4	B4-U0-G5	B4-U0-G5	B4-U0-G5	B5-U0-G5
	Lumens per Watt	146	157	160	158	161	160	161	160	161
T3R	Lumens	8,137	16,267	24,405	32,599	41,088	49,325	57,846	65,773	74,087
	BUG Rating	B1-U0-G2	B2-U0-G3	B3-U0-G4	B3-U0-G4	B3-U0-G5	B4-U0-G5	B4-U0-G5	B4-U0-G5	B4-U0-G5
	Lumens per Watt	150	161	164	162	165	164	165	165	165
T4FT	Lumens	7,834	15,661	23,496	31,385	39,558	47,488	55,692	63,324	71,329
	BUG Rating	B1-U0-G2	B2-U0-G3	B3-U0-G4	B3-U0-G4	B3-U0-G5	B4-U0-G5	B4-U0-G5	B4-U0-G5	B5-U0-G5
	Lumens per Watt	144	155	158	156	159	158	159	158	159
T4W	Lumens	7,910	15,814	23,726	31,693	39,946	47,953	56,238	63,944	72,027
	BUG Rating	B2-U0-G2	B3-U0-G3	B3-U0-G4	B3-U0-G5	B4-U0-G5	B4-U0-G5	B4-U0-G5	B4-U0-G5	B4-U0-G5
	Lumens per Watt	145	157	159	158	160	159	160	160	160
SL2	Lumens	7,878	15,749	23,629	31,562	39,781	47,756	56,006	63,681	71,731
	BUG Rating	B2-U0-G2	B3-U0-G3	B3-U0-G3	B3-U0-G4	B4-U0-G4	B4-U0-G5	B4-U0-G5	B4-U0-G5	B4-U0-G5
	Lumens per Watt	145	156	158	157	159	159	160	159	159
SL3	Lumens	7,746	15,486	23,234	31,035	39,117	46,958	55,070	62,616	70,532
	BUG Rating	B1-U0-G2	B2-U0-G3	B3-U0-G4	B3-U0-G5	B3-U0-G5	B3-U0-G5	B4-U0-G5	B4-U0-G5	B4-U0-G5
	Lumens per Watt	142	153	156	155	157	156	157	157	157
SL4	Lumens	7,857	15,707	23,565	31,477	39,674	47,627	55,855	63,509	71,538
	BUG Rating	B2-U0-G2	B3-U0-G3	B3-U0-G4	B4-U0-G5	B4-U0-G5	B4-U0-G5	B5-U0-G5	B5-U0-G5	B5-U0-G5
	Lumens per Watt	144	156	158	157	159	158	159	159	159
5NQ	Lumens	8,305	16,604	24,911	33,275	41,940	50,348	59,046	67,137	75,624
	BUG Rating	B3-U0-G1	B3-U0-G2	B4-U0-G2	B5-U0-G2	B5-U0-G3	B5-U0-G4	B5-U0-G4	B5-U0-G4	B5-U0-G4
	Lumens per Watt	153	165	167	166	168	167	168	168	168
5MQ	Lumens	8,300	16,594	24,896	33,255	41,915	50,318	59,010	67,097	75,578
	BUG Rating	B3-U0-G2	B4-U0-G2	B5-U0-G3	B5-U0-G4	B5-U0-G4	B5-U0-G5	B5-U0-G5	B5-U0-G5	B5-U0-G5
	Lumens per Watt	153	164	167	166	168	167	168	168	168
5WQ	Lumens	8,017	16,027	24,046	32,120	40,484	48,600	56,996	64,806	72,998
	BUG Rating	B3-U0-G2	B4-U0-G2	B5-U0-G3	B5-U0-G4	B5-U0-G4	B5-U0-G5	B5-U0-G5	B5-U0-G5	B5-U0-G5
	Lumens per Watt	147	159	161	160	162	162	163	162	162
SLL/SLR	Lumens	7,897	15,788	23,687	31,641	39,880	47,875	56,146	63,839	71,909
	BUG Rating	B2-U0-G3	B3-U0-G4	B3-U0-G5	B3-U0-G5	B4-U0-G5	B4-U0-G5	B4-U0-G5	B4-U0-G5	B5-U0-G5
	Lumens per Watt	145	156	159	158	160	159	160	160	160
RW	Lumens	8,162	16,317	24,480	32,699	41,215	49,476	58,024	65,975	74,315
	BUG Rating	B3-U0-G1	B4-U0-G2	B4-U0-G2	B5-U0-G3	B5-U0-G3	B5-U0-G4	B5-U0-G4	B5-U0-G4	B5-U0-G5
	Lumens per Watt	150	162	164	163	165	164	166	165	165
AFL	Lumens	8,061	16,115	24,177	32,295	40,705	48,865	57,307	65,160	73,397
	BUG Rating	B1-U0-G1	B2-U0-G2	B3-U0-G2	B3-U0-G3	B3-U0-G3	B4-U0-G4	B4-U0-G4	B4-U0-G4	B4-U0-G4
	Lumens per Watt	148	160	162	161	163	162	164	163	163

SB Light Squares, Output Level 4, 4000K, 70 CRI

[Galleon II IES Files](#)
[Supplemental Lumen Tables](#)

Number of Light Squares	1	2	3	4	5	6	7	8	9	
Nominal Power (Watts)	80	148	218	294	365	440	513	585	658	
Input Current @ 120V	0.638	1.234	1.840	2.469	3.094	3.680	4.349	4.934	5.519	
Input Current @ 208V	0.367	0.705	1.045	1.410	1.779	2.090	2.513	2.824	3.135	
Input Current @ 240V	0.320	0.614	0.913	1.227	1.567	1.827	2.220	2.480	2.740	
Input Current @ 277V	0.280	0.537	0.813	1.075	1.402	1.626	1.992	2.215	2.439	
Input Current @ 347V	0.219	0.430	0.640	0.897	1.089	1.280	1.537	1.729	1.920	
Input Current @ 480V	0.160	0.313	0.479	0.700	0.829	0.958	1.179	1.308	1.437	
Optics										
T1	Lumens	10,654	21,299	31,955	42,684	53,800	64,585	75,742	86,121	97,008
	BUG Rating	B3-U0-G2	B4-U0-G2	B5-U0-G3	B5-U0-G4	B5-U0-G4	B5-U0-G4	B5-U0-G5	B5-U0-G5	B5-U0-G5
	Lumens per Watt	134	144	147	145	147	147	148	147	147
T2	Lumens	10,671	21,333	32,006	42,752	53,886	64,688	75,863	86,258	97,162
	BUG Rating	B2-U0-G2	B3-U0-G3	B4-U0-G4	B4-U0-G5	B4-U0-G5	B5-U0-G5	B5-U0-G5	B5-U0-G5	B5-U0-G5
	Lumens per Watt	134	145	147	146	148	147	148	147	148
T2R	Lumens	10,969	21,929	32,901	43,948	55,392	66,496	77,984	88,670	99,879
	BUG Rating	B2-U0-G2	B3-U0-G3	B3-U0-G4	B3-U0-G4	B4-U0-G5	B4-U0-G5	B4-U0-G5	B4-U0-G5	B5-U0-G5
	Lumens per Watt	138	149	151	150	152	151	152	152	152
T3	Lumens	10,777	21,545	32,324	43,177	54,420	65,329	76,616	87,114	98,127
	BUG Rating	B2-U0-G2	B3-U0-G3	B3-U0-G4	B4-U0-G4	B4-U0-G5	B4-U0-G5	B5-U0-G5	B5-U0-G5	B5-U0-G5
	Lumens per Watt	135	146	148	147	149	148	149	149	149
T3R	Lumens	11,056	22,103	33,161	44,295	55,830	67,022	78,600	89,371	100,668
	BUG Rating	B2-U0-G2	B3-U0-G3	B3-U0-G4	B4-U0-G5	B4-U0-G5	B4-U0-G5	B4-U0-G5	B5-U0-G5	B5-U0-G5
	Lumens per Watt	139	150	152	151	153	152	153	153	153
T4FT	Lumens	10,644	21,280	31,926	42,646	53,751	64,526	75,674	86,043	96,920
	BUG Rating	B2-U0-G3	B3-U0-G4	B3-U0-G5	B4-U0-G5	B4-U0-G5	B4-U0-G5	B5-U0-G5	B5-U0-G5	B5-U0-G5
	Lumens per Watt	134	144	146	145	147	147	148	147	147
T4W	Lumens	10,748	21,488	32,239	43,063	54,277	65,158	76,414	86,885	97,869
	BUG Rating	B2-U0-G2	B3-U0-G4	B3-U0-G5	B4-U0-G5	B4-U0-G5	B4-U0-G5	B4-U0-G5	B5-U0-G5	B5-U0-G5
	Lumens per Watt	135	146	148	147	149	148	149	149	149
SL2	Lumens	10,704	21,400	32,106	42,886	54,054	64,890	76,100	86,528	97,467
	BUG Rating	B2-U0-G2	B3-U0-G3	B3-U0-G4	B4-U0-G5	B4-U0-G5	B4-U0-G5	B5-U0-G5	B5-U0-G5	B5-U0-G5
	Lumens per Watt	134	145	147	146	148	147	148	148	148
SL3	Lumens	10,525	21,042	31,570	42,169	53,151	63,805	74,828	85,082	95,837
	BUG Rating	B2-U0-G3	B3-U0-G4	B3-U0-G5	B3-U0-G5	B4-U0-G5	B4-U0-G5	B4-U0-G5	B4-U0-G5	B4-U0-G5
	Lumens per Watt	132	143	145	144	146	145	146	145	146
SL4	Lumens	10,675	21,342	32,020	42,771	53,908	64,715	75,895	86,295	97,204
	BUG Rating	B2-U0-G3	B3-U0-G4	B4-U0-G5	B4-U0-G5	B5-U0-G5	B5-U0-G5	B5-U0-G5	B5-U0-G5	B5-U0-G5
	Lumens per Watt	134	145	147	146	148	147	148	148	148
5NQ	Lumens	11,285	22,561	33,849	45,214	56,988	68,412	80,230	91,224	102,756
	BUG Rating	B3-U0-G1	B4-U0-G2	B5-U0-G3	B5-U0-G3	B5-U0-G4	B5-U0-G4	B5-U0-G5	B5-U0-G5	B5-U0-G5
	Lumens per Watt	142	153	155	154	156	155	156	156	156
5MQ	Lumens	11,278	22,547	33,828	45,187	56,954	68,371	80,182	91,169	102,694
	BUG Rating	B4-U0-G2	B5-U0-G3	B5-U0-G4	B5-U0-G4	B5-U0-G5	B5-U0-G5	B5-U0-G5	B5-U0-G5	B5-U0-G5
	Lumens per Watt	142	153	155	154	156	155	156	156	156
5WQ	Lumens	10,893	21,778	32,673	43,644	55,009	66,037	77,445	88,057	99,189
	BUG Rating	B4-U0-G2	B5-U0-G3	B5-U0-G4	B5-U0-G5	B5-U0-G5	B5-U0-G5	B5-U0-G5	B5-U0-G5	B5-U0-G5
	Lumens per Watt	137	148	150	149	151	150	151	151	151
SLL/SLR	Lumens	10,731	21,453	32,186	42,993	54,189	65,051	76,290	86,743	97,709
	BUG Rating	B2-U0-G3	B3-U0-G4	B3-U0-G5	B4-U0-G5	B4-U0-G5	B4-U0-G5	B5-U0-G5	B5-U0-G5	B5-U0-G5
	Lumens per Watt	135	145	148	146	149	148	149	148	148
RW	Lumens	11,090	22,171	33,263	44,431	56,001	67,228	78,842	89,645	100,978
	BUG Rating	B3-U0-G2	B4-U0-G2	B5-U0-G3	B5-U0-G4	B5-U0-G4	B5-U0-G4	B5-U0-G5	B5-U0-G5	B5-U0-G5
	Lumens per Watt	139	150	153	151	153	153	154	153	153
AFL	Lumens	10,953	21,897	32,852	43,882	55,309	66,397	77,868	88,538	99,730
	BUG Rating	B2-U0-G1	B3-U0-G2	B3-U0-G3	B3-U0-G3	B4-U0-G4	B4-U0-G4	B4-U0-G5	B4-U0-G5	B5-U0-G5
	Lumens per Watt	138	148	151	149	152	151	152	151	152

Backlight Control Optics, Output Level 1, 4000K CCT, 70 CRI

[Galleon II IES Files](#)
[Supplemental Lumen Tables](#)

Number of Light Squares		1	2	3	4	5	6	7	8	9
Nominal Power (Watts)		29	56	82	108	136	162	193	218	245
Input Current @ 120V		0.247	0.469	0.680	0.939	1.150	1.361	1.619	1.829	2.041
Input Current @ 208V		0.144	0.273	0.396	0.546	0.669	0.792	0.942	1.070	1.188
Input Current @ 240V		0.126	0.240	0.348	0.480	0.588	0.696	0.828	0.944	1.045
Input Current @ 277V		0.111	0.212	0.310	0.424	0.522	0.620	0.734	0.844	0.929
Input Current @ 347V		0.087	0.160	0.240	0.319	0.400	0.481	0.559	0.650	0.721
Input Current @ 480V		0.066	0.118	0.177	0.237	0.295	0.354	0.414	0.483	0.532
Optics		SA1A	SA2A	SA3A	SA4A	SA5A	SA6A	SA7A	SA8A	SA9A
T2BC	Lumens	3,639	7,299	10,947	14,537	17,743	21,263	24,840	28,510	32,106
	BUG Rating	B0-U0-G1	B0-U0-G2	B0-U0-G2	B0-U0-G3	B0-U0-G3	B0-U0-G3	B0-U0-G4	B0-U0-G4	B0-U0-G4
	Lumens per Watt	125	131	134	135	130	131	129	131	131
T3BC	Lumens	3,824	7,670	11,504	15,276	18,645	22,344	26,103	29,960	33,739
	BUG Rating	B0-U0-G1	B0-U0-G2	B0-U0-G2	B0-U0-G3	B0-U0-G4	B0-U0-G4	B0-U0-G4	B0-U0-G5	B0-U0-G5
	Lumens per Watt	132	137	141	142	136	137	135	138	138
T4BC	Lumens	3,698	7,417	11,125	14,772	18,030	21,607	25,242	28,972	32,626
	BUG Rating	B0-U0-G2	B0-U0-G3	B0-U0-G3	B0-U0-G4	B0-U0-G4	B0-U0-G5	B0-U0-G5	B0-U0-G5	B0-U0-G5
	Lumens per Watt	128	133	137	138	132	133	131	133	133
RBC	Lumens	3,327	6,673	10,008	13,290	16,221	19,439	22,709	26,065	29,352
	BUG Rating	B0-U0-G1	B0-U0-G2	B0-U0-G2	B0-U0-G2	B0-U0-G3	B0-U0-G3	B0-U0-G4	B0-U0-G4	B0-U0-G4
	Lumens per Watt	115	120	123	124	119	119	118	120	120
LBC	Lumens	3,327	6,673	10,008	13,290	16,221	19,439	22,709	26,064	29,352
	BUG Rating	B0-U0-G1	B0-U0-G2	B0-U0-G2	B0-U0-G2	B0-U0-G3	B0-U0-G3	B0-U0-G4	B0-U0-G4	B0-U0-G4
	Lumens per Watt	115	120	123	124	119	119	118	120	120

Backlight Control Optics, Output Level 2, 4000K CCT, 70 CRI

Number of Light Squares		1	2	3	4	5	6	7	8	9
Nominal Power (Watts)		39	73	106	144	179	213	249	283	314
Input Current @ 120V		0.320	0.610	0.890	1.220	1.500	1.781	2.110	2.385	2.671
Input Current @ 208V		0.185	0.352	0.513	0.704	0.865	1.027	1.217	1.380	1.540
Input Current @ 240V		0.161	0.307	0.449	0.615	0.756	0.898	1.064	1.210	1.347
Input Current @ 277V		0.141	0.270	0.395	0.539	0.665	0.790	0.934	1.069	1.185
Input Current @ 347V		0.111	0.207	0.314	0.414	0.522	0.629	0.729	0.847	0.943
Input Current @ 480V		0.083	0.152	0.229	0.303	0.380	0.457	0.532	0.620	0.686
Optics		SA1B	SA2B	SA3B	SA4B	SA5B	SA6B	SA7B	SA8B	SA9B
T2BC	Lumens	4,549	9,135	14,026	17,976	22,214	26,621	31,146	35,647	39,532
	BUG Rating	B0-U0-G1	B0-U0-G2	B0-U0-G2	B0-U0-G3	B0-U0-G4	B0-U0-G4	B0-U0-G4	B0-U0-G5	B0-U0-G5
	Lumens per Watt	118	125	132	125	124	125	125	126	126
T3BC	Lumens	4,780	9,599	14,739	18,890	23,344	27,975	32,730	37,460	41,542
	BUG Rating	B0-U0-G2	B0-U0-G2	B0-U0-G3	B0-U0-G4	B0-U0-G4	B0-U0-G4	B0-U0-G5	B0-U0-G5	B0-U0-G5
	Lumens per Watt	124	132	139	131	131	131	131	132	133
T4BC	Lumens	4,622	9,282	14,253	18,267	22,574	27,052	31,650	36,224	40,172
	BUG Rating	B0-U0-G2	B0-U0-G3	B0-U0-G4	B0-U0-G4	B0-U0-G5	B0-U0-G5	B0-U0-G5	B0-U0-G5	B0-U0-G5
	Lumens per Watt	119	128	134	127	126	127	127	128	128
RBC	Lumens	4,159	8,351	12,823	16,434	20,309	24,338	28,475	32,590	36,141
	BUG Rating	B0-U0-G1	B0-U0-G2	B0-U0-G2	B0-U0-G3	B0-U0-G3	B0-U0-G4	B0-U0-G4	B0-U0-G4	B0-U0-G5
	Lumens per Watt	107	115	121	114	114	114	114	115	116
LBC	Lumens	4,158	8,351	12,822	16,434	20,308	24,337	28,474	32,589	36,140
	BUG Rating	B0-U0-G1	B0-U0-G2	B0-U0-G2	B0-U0-G3	B0-U0-G3	B0-U0-G4	B0-U0-G4	B0-U0-G4	B0-U0-G5
	Lumens per Watt	107	115	121	114	114	114	114	115	116

Backlight Control Optics, Output Level 3, 4000K CCT, 70 CRI

[Galleon II IES Files](#)

[Supplemental Lumen Tables](#)

Number of Light Squares		1	2	3	4	5	6	7	8	9
Nominal Power (Watts)		50	96	140	190	236	283	330	377	417
Input Current @ 120V		0.427	0.803	1.176	1.606	1.979	2.352	2.782	3.155	3.528
Input Current @ 208V		0.248	0.465	0.672	0.929	1.136	1.343	1.601	1.808	2.015
Input Current @ 240V		0.218	0.407	0.586	0.814	0.993	1.171	1.399	1.578	1.757
Input Current @ 277V		0.192	0.359	0.512	0.718	0.872	1.025	1.231	1.384	1.537
Input Current @ 347V		0.144	0.286	0.418	0.573	0.704	0.836	0.991	1.122	1.253
Input Current @ 480V		0.108	0.209	0.301	0.418	0.510	0.602	0.719	0.811	0.903
Optics		SA1C	SA2C	SA3C	SA4C	SA5C	SA6C	SA7C	SA8C	SA9C
T2BC	Lumens	5,676	11,326	16,920	22,428	27,616	33,094	38,563	43,758	49,195
	BUG Rating	B0-U0-G2	B0-U0-G2	B0-U0-G3	B0-U0-G4	B0-U0-G4	B0-U0-G4	B0-U0-G5	B0-U0-G5	B0-U0-G5
	Lumens per Watt	113	118	121	118	117	117	117	116	118
T3BC	Lumens	5,965	11,902	17,780	23,568	29,020	34,777	40,524	45,983	51,697
	BUG Rating	B0-U0-G2	B0-U0-G2	B0-U0-G3	B0-U0-G4	B0-U0-G5	B0-U0-G5	B0-U0-G5	B0-U0-G5	B0-U0-G5
	Lumens per Watt	119	124	127	124	123	123	123	121	124
T4BC	Lumens	5,768	11,509	17,194	22,791	28,063	33,630	39,187	44,466	49,992
	BUG Rating	B0-U0-G2	B0-U0-G3	B0-U0-G4	B0-U0-G5	B0-U0-G5	B0-U0-G5	B0-U0-G5	B0-U0-G5	B0-U0-G5
	Lumens per Watt	115	120	122	120	119	119	119	117	120
RBC	Lumens	5,189	10,355	15,468	20,504	25,247	30,255	35,255	40,004	44,976
	BUG Rating	B0-U0-G2	B0-U0-G2	B0-U0-G3	B0-U0-G3	B0-U0-G4	B0-U0-G4	B0-U0-G5	B0-U0-G5	B0-U0-G5
	Lumens per Watt	103	108	110	108	107	107	107	106	108
LBC	Lumens	5,189	10,354	15,468	20,503	25,246	30,255	35,255	40,004	44,975
	BUG Rating	B0-U0-G2	B0-U0-G2	B0-U0-G3	B0-U0-G3	B0-U0-G4	B0-U0-G4	B0-U0-G5	B0-U0-G5	B0-U0-G5
	Lumens per Watt	103	108	110	108	107	107	107	106	108

Control Options

0-10V (DIM)

This fixture is offered standard with 0-10V dimming driver(s). The DIM option provides 0-10V dimming wire leads for use with a lighting control panel or other control method.

Photocontrol (BPC, PR and PR7)

Optional button-type photocontrol (BPC) and photocontrol receptacles (PR and PR7) provide a flexible solution to enable "dusk-to-dawn" lighting by sensing light levels. Advanced control systems compatible with NEMA 7-pin standards can be utilized with the PR7 receptacle.

After Hours Dim (AHD)

This feature allows photocontrol-enabled luminaires to achieve additional energy savings by dimming during scheduled portions of the night. The dimming profile will automatically take effect after a "dusk-to-dawn" period has been calculated from the photocontrol input. Specify the desired dimming profile for a simple, factory-shipped dimming solution requiring no external control wiring. Reference the After Hours Dim supplemental guide for additional information.

Dimming Occupancy Sensor (SPB and MS/DIM-LXX)

These passive infrared (PIR) sensors are factory installed in the luminaire housing. When the SPB (FSP-321 or FSP-311) or MS/DIM (FSP-211) sensor options are selected, the occupancy sensor is connected to a dimming driver and the luminaire dims when no motion is detected. After a set period of time, the luminaire turns off, and when motion is detected, the luminaire returns to full light output. Both sensors are factory preset to dim down to approximately 10% power with a time delay of five minutes. The MS/DIM sensor requires the FSIR-100 programming tool to adjust factory defaults. The SPB sensor default parameters are listed in the table below and can be configured utilizing the Sensor Configuration mobile application for iOS and Android devices. The SPB/X is configured to control only the specified number of light squares (See SPB/X Availability Table below.) An integral photocontrol can be activated with the app for "dusk-to-dawn" control or daylight harvesting - the factory default is off. Four sensor colors are available; Bronze, Black, Gray and White, and are automatically selected based on the luminaire finish as indicated by the table below.

SPB sensor finish matched to luminaire finish		
Luminaire Finish		SPB Sensor Finish*
WH	White	White
BK	Black	Black
GM	Graphite Metallic	Black
BZ	Bronze	Bronze
AP	Gray	Gray
DP	Dark Platinum	Gray

*SPB bezel color automatically selected based on luminaire finish

SPB/X Availability Table	
Fixture Square Count	Available SPB/X Square Count
1	Not Available
2	Not Available
3	Not Available
4	2
5	2 or 3
6	3
7	2, 3, 4 or 5
8	2, 3, 5 or 6
9	3 or 6

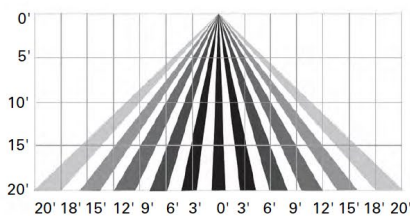
Default Program Settings (Out of the Box Functionality)

Occupancy Sensor				
Setting	MS/DIM	SPB	WaveLinX Lite (WLS4 / WLS2)	WaveLinX (WPS)
High Mode %	100%	100%	100%	100%
Low Mode %	10%	10%	50%	50%
Time Delay	5 min	5 min	15 min	15 min
Cut Off Delay	1 hr	1 hr	Disabled	Disabled
Photocell Enabled	No	No	Yes	Yes

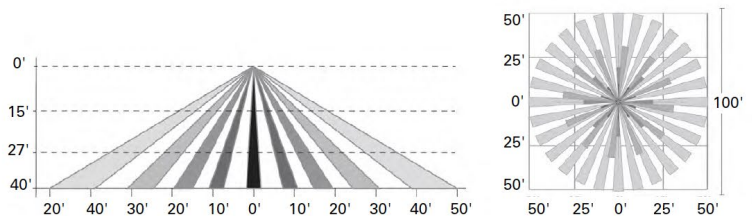
WaveLinX Wireless Control and Monitoring System

Operates on a wireless mesh network based on IEEE 802.15.4 standards enabling wireless control of outdoor lighting. WaveLinX (WPS2 to WPS4) outdoor wireless sensors offer passive infrared (PIR) occupancy and photocell for closed loop daylight harvesting, and can be factory or field-installed. Sensors are factory preset to dim down to 50% after 15 minutes of no motion detected. Two lens options are available for mounting heights of 7' to 40'. Use the WaveLinX mobile application for set-up and configuration. At least one Wireless Area Controller (WAC) is required for full functionality and remote communication (including adjustment of any factory pre-sets). WaveLinX Lite (WLS4 and WLS2) outdoor wireless sensors provide PIR occupancy and photocell for closed loop daylight harvesting, and can be factory or field-installed. Sensors are factory preset to dim down to 50% after 15 minutes of no motion detected. Two lens options are available for mounting heights of 7' to 40'. Use the WaveLinX Lite mobile application for set-up and configuration. WAC not required. WaveLinX Outdoor Control Module (WOLC-7P-10A) accessory provides a photocontrol enabling astronomic or time-based schedules to provide ON, OFF and dimming control of fixtures utilizing a 7-PIN receptacle. The out-of-box functionality is ON at dusk and OFF at dawn.

For mounting heights up to 15' (WPS2 and WLS2)



For mounting heights up to 40' (WPS4 and WLS4)



AirMesh (DIM10)

AirMesh integrated wireless controls system includes factory installed DIM10 Synapse control module and FSP-201 motion sensor; requires additional AirMesh components for operation. Contact Synapse at www.synapsewireless.com for product support, warranty and terms and conditions.