


Project		Catalog #		Type	
Prepared by		Notes		Date	



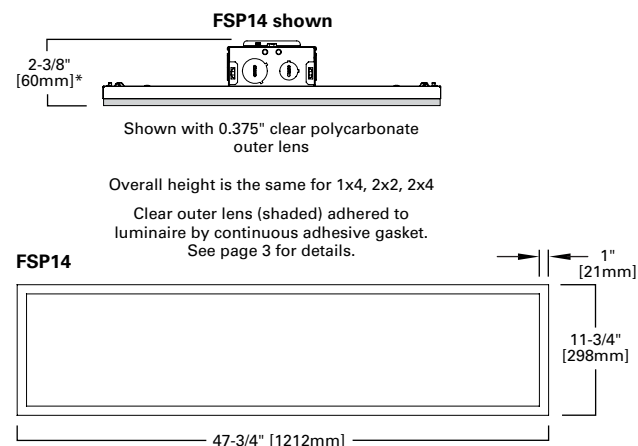
Interactive Menu

- Order Information [page 2](#)
- Performance [page 3](#)
- Product Warranty

Top Product Features

- Fully luminous luminaire for use in high abuse, medical, wet location, and sterile applications
- NSF listed for use in food service/food processing applications – easy cleaning and wipe-down
- Less than 2-1/2" deep for use in shallow plenums
- Clear polycarbonate outer lens for use in **behavioral/mental health** applications - **Ligature resistant**.
- Wet location standard / IP65 and IP66 available for water and dust ingress protection
- Suitable for use in ISO3-9 environments
- For use in BSL1-4 environments and acceptable for use in USP 797/800 compliant applications
- IK10 with polycarbonate lens, any thickness
- Mental Health Compliant with MHC option

Dimensional and Mounting Details



Fail-Safe FSP



Fail-Safe Sealed Selectable Panel
Clear Outer Lens/Frosted Inner Lens
Healthcare/Behavioral Health/Wet Location
2 x 2 / 2 x 4 / 1 x 4

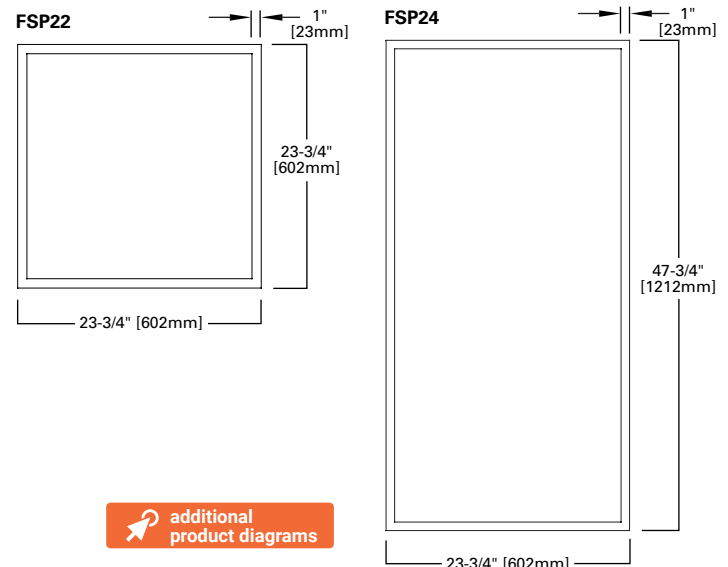
Typical Applications

Food Processing • Pharmaceuticals • Healthcare • Behavioral Health • Research Centers
• Locker Rooms • Public Spaces • Restrooms • Wet Locations • Clean Rooms • Labs •
Canopies • High Tech Manufacturing • Food Processing • Kitchens

Product Certification



Product Features



[additional product diagrams](#)

Order Information

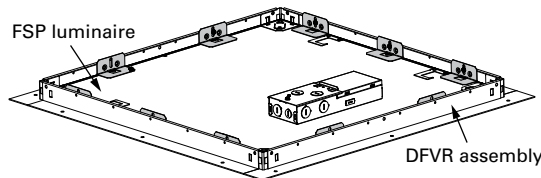
SAMPLE ORDER NUMBER: **FSP-24-L3C3-CP125**SAMPLE ORDER NUMBER: **FSP-22-L3C3-CP250-HS**SAMPLE ORDER NUMBER: **FSP-22-L3C3-CP125-MHC**10-DAY QUICK SPEC SAMPLE ORDER NUMBER: **QS-FSP-14-L3C3-CA125**

Gray bar denotes available with 10-Day Quick Spec

Domestic Preferences ⁽¹⁾	Fixture	Size	Output			CCT ⁽³⁾	Outer Lens	Driver Type	Options
[Blank]=Standard BAA=Buy American Act TAA=Trade Agreements Act	FSP QS-FSP= Quick Spec ⁽²⁾	14=1x4 22=2x2 24=2x4	1x4 L3C3=2000-3800 Lumens	2x2 L3C3=1700-3200 Lumens	2x4 L3C3=3100-6300 Lumens	[Blank]=Selectable CCT 3000K, 3500K, 4000K	CA080=Clear Acrylic (0.080" thickness) CA125=Clear Acrylic (0.125" thickness) CP125=Clear Polycarbonate (0.125" thickness) CP187=Clear Polycarbonate (0.187" thickness) CP250=Clear Polycarbonate (0.250" thickness) CP375=Clear Polycarbonate (0.375" thickness) ⁽⁴⁾	[Blank]=10% dimming, 0-10V	EL7W=7-watt, 120V-277V emergency battery pack installed ^{(5),(8)} EL14W=14-watt 120V-277V emergency battery pack installed ^{(5),(8)} IP65=Installation Brackets for IP65 Rating ⁽⁶⁾ IP66=Installation Brackets for IP66 Rating ⁽⁶⁾ HS=High Security (DFVR accessory not required with HS option) ^{(7),(9)} A3/8-4/18GDIM=6' length, 3/8" cable, 2 wire, 2 dimming leads, ground A3/8-5/18GDIM=6' length, 3/8" cable, 3 wire, 2 dimming leads, ground MHC=Mental Health Compliant (hard ceilings or walls only) ⁽¹⁰⁾
Notes (1) Only product configurations with these designated prefixes are built to be compliant with the Buy American Act of 1933 (BAA) or Trade Agreements Act of 1979 (TAA), respectively. Please refer to DOMESTIC PREFERENCES website for more information. Components shipped separately may be separately analyzed under domestic preference requirements	(2) 10 day ship from date of receipt of clean PO to ship date. 25 unit maximum per PO. QS is only available with shaded options.					(3) Check Performance table for available lumen/CCT combinations.	(4) CP375 is not compatible with the FPEQ grid clips.		(5) With remote test switch/indicator/laser test. For approximate delivered lumens multiply the lumens per watt of the desired fixture by the wattage of the emergency battery pack (100 lm/W x 7=700 lumens). IES-format photometry. Remote Test Switch is not WL, NSF, or IP rated. (6) Brackets supplied to attach luminaire to the grid, which ensures robust seal between luminaire and grid. DFVR accessory ships with brackets and is IP65 and IP66 compliant. (7) HS only available with CP250 and CP375 lenses. HS option not compatible with IP65 or IP66 options. For hard ceiling application, specify the DFVR framing kit (see accessories for ordering logic). (8) EM pack is always specified before (to the left of) the flex. (9) DFVR accessory is not required for (HS) High Security option. (10) Factory installed DFVR Kit attached to the FSP (details below).

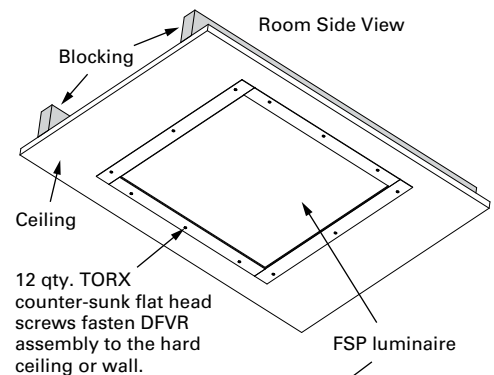
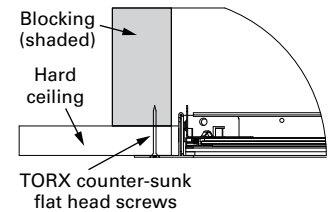
MHC option: Mental Health Compliant

Accessories (ship separately) ⁽¹²⁾
FPEQ=Set of mounting security clips for FSP to secure fixture to grid. Works with lenses up to 0.250" thick DFCL-2448W-U*=2' x 4' gasketed drywall framing kit. Ships with gasket to be applied in field. Cut out dimension 24.25" x 48.25" ⁽¹¹⁾ DFCL-2424W-U*=2' x 2' gasketed drywall framing kit. Ships with gasket to be applied in field. Cut out dimension 24.25" x 24.25" ⁽¹¹⁾ DFCL-1248W-U*=1' x 4' gasketed drywall framing kit, ships with gasket to be applied in field. Cut out dimension 12.25" x 48.25" ⁽¹¹⁾ DFVR/FSP-2448W-U*=2' x 4' vandal resistant gasketed drywall framing kit. Ships with gasket to be applied in field. Cut out dimension 24.25" x 48.25" ^{(13),(14)} DFVR/FSP-2424W-U*=2' x 2' vandal resistant gasketed drywall framing kit. Ships with gasket to be applied in field. Cut out dimension 24.25" x 24.25" ^{(13),(14)} DFVR/FSP-1248W-U*=1' x 4' vandal resistant gasketed drywall framing kit. Ships with gasket to be applied in field. Cut out dimension 12.25" x 48.25" ^{(13),(14)}
Notes *For Antimicrobial matte white finish, replace the W with AMW. ex. DFCL-1248AMW-U. (11) DFCL is used to install the FSP in hard ceiling applications. For applications requiring the FSP to be installed in a hard ceiling, the DFVR is required. (13) IP66 standard with DFVR/FSP drywall kit. (12) Accessories sold separately will be separately analyzed under domestic preference requirements. Consult factory for further information. (14) DFVR not necessary with HS or MHC option.

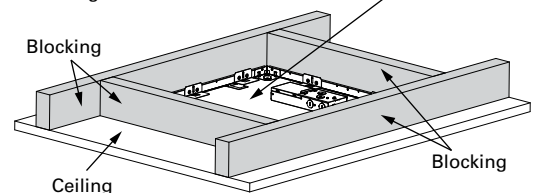


At the factory, FSP placed in a DFVR assembly.
FSP is secured to the DFVR assembly, with multiple brackets (shaded).

Tamper resistant Screw Detail



MENTAL HEALTH COMPLIANT FEATURES / BENEFITS			
Aesthetics	Construction / Versatility	Patient Safety / Robustness	
Architectural matte white paint, standard	Wet location available (under covered ceiling)	Anti-microbial finish, available	IK10 impact resistant, standard
All countersunk fasteners on the show surface, painted matte white	Ceiling or wall mount rated	Flush fasteners, standard	Heavy gauge extruded aluminum frame
Custom colors available (DFVR assembly)	Shipped assembled, ready for install	Tamper resistant, T20 Torx fasteners	Multiple attachment points, <= 12" spacing
		Clear bottom polycarbonate lens, 0.125" thickness minimum	



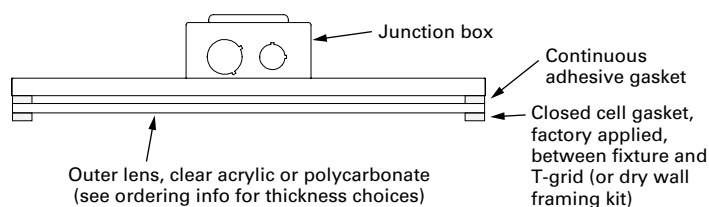
Position the DFVR assembly in the ceiling cut-out, and secure with multiple tamper-resistant screws; shown above.

Performance

Default CCT/Lumen Setting: 2x2 and 1x4: 4000K/High 2x4: 4000K/Med

Size	Catalog Number	CCT	Lumen Setting	Watts	CA08	LPW	CA125	LPW	CP125	LPW	CP187	LPW	CP250	LPW	CP375	LPW
1x4	FSP-14-L3C3-XXXX	4000K	HI	36.3	3667	101	3945	108.7	3858	106.3	3695	101.8	3430	94.5	3441	94.8
			Med	28.2	3188	113	3208	113.8	3137	111.2	3004	106.5	2981	105.7	2798	99.2
			Low	18.7	2207	118	2220	118.7	2172	116.1	2080	111.2	2064	110.4	1937	103.6
	FSP-14-L3C3-XXXX	3500K	HI	36.3	3799	104.7	3823	105.3	3740	103	3581	98.7	3553	97.9	3335	91.9
			Med	28.2	3093	109.7	3113	110.4	3044	107.9	2915	103.4	2893	102.6	2715	96.3
			Low	18.7	2140	114.4	2154	115.2	2107	112.7	2017	107.9	2002	107.1	1879	100.5
	FSP-14-L3C3-XXXX	3000K	HI	36.3	3667	101	3690	101.7	3609	99.4	3456	95.2	3430	94.5	3219	88.7
			Med	28.2	2990	106	3009	106.7	2943	104.4	2818	99.9	2797	99.2	2625	93.1
			Low	18.7	2075	111	2088	111.7	2043	109.3	1956	104.6	1941	103.8	1822	97.4
2x2	FSP-22-L3C3-XXXX	4000K	HI	30.4	3297	108.5	3285	108.1	3239	106.5	3108	102.2	3082	101.4	2890	95.1
			Med	24.1	2694	111.8	2684	111.4	2646	109.8	2539	105.4	2518	104.5	2362	98
			Low	16	1880	117.5	1872	117	1846	115.4	1772	110.8	1757	109.8	1648	103
	FSP-22-L3C3-XXXX	3500K	HI	30.4	3219	105.9	3206	105.5	3161	104	3034	99.8	3009	99	2821	92.8
			Med	24.1	2653	110.1	2643	109.7	2606	108.1	2501	103.8	2480	102.9	2326	96.5
			Low	16	1836	114.8	1829	114.3	1803	112.7	1730	108.1	1716	107.3	1609	100.6
	FSP-22-L3C3-XXXX	3000K	HI	30.4	3117	102.5	3105	102.1	3061	100.7	2938	96.6	2914	95.9	2732	89.9
			Med	24.1	2572	106.7	2562	106.3	2526	104.8	2425	100.6	2405	99.8	2255	93.6
			Low	16	1783	111.4	1776	111	1751	109.4	1680	105	1666	104.1	1563	97.7
2x4	FSP-24-L3C3-XXXX	4000K	HI	60.5	6299	104.1	6397	105.7	6214	102.7	5892	97.4	6003	99.2	5729	94.7
			Med	41.5	4689	113	4762	114.7	4626	111.5	4386	105.7	4469	107.7	4265	102.8
			Low	30.2	3548	117.5	3603	119.3	3500	115.9	3318	109.9	3381	112	3227	106.9
	FSP-24-L3C3-XXXX	3500K	HI	60.5	6111	101	6206	102.6	6028	99.6	5716	94.5	5823	96.2	5558	91.9
			Med	41.5	4539	109.4	4610	111.1	4478	107.9	4246	102.3	4326	104.2	4129	99.5
			Low	30.2	3456	114.4	3509	116.2	3409	112.9	3232	107	3293	109	3143	104.1
	FSP-24-L3C3-XXXX	3000K	HI	60.5	5899	97.5	5991	99	5820	96.2	5518	91.2	5622	92.9	5366	88.7
			Med	41.5	4405	106.1	4473	107.8	4345	104.7	4120	99.3	4198	101.2	4006	96.5
			Low	30.2	3354	111.1	3406	112.8	3309	109.6	3137	103.9	3196	105.8	3050	101

FSP Cross-section (typical)



*1x4 shown but same seal method applies for 2x2 and 2x4

Product Specifications

Construction

- Narrow aluminum extruded frame is tightly held to steel back plate
- Seamless corners to maximize the light emitting surface with a refined finish
- Full coverage bottom lens seals the fixture

Mounting

- Integral grid locking clips and separate suspension clips provided for installation flexibility when additional retention is required
- Junction box constructed of galvanized steel with and easy access hinged door
- Trade size knockouts provided
- Luminaire is less than 2" depth with CA08 acrylic lens
- Optional drywall accessory kit for installation in hard-lid for wet location or vandal resistant applications

Controls

- Standard UNV 120 - 277V driver with 0-10V dimming to 10% standard

Electrical

- Standard and high efficacy models available
- LED's available in 3000K, 3500K, and 4000K with a minimum of 80 CRI
- Projected lumen maintenance based on TM21 testing standards is L87 > 60,000 hours
- Emergency battery pack options available, 7W and 14W

Gasketing

- High strength double-sided adhesive lens gasket firmly secures and seals the outer lens to the luminaire
- Closed cell gasket seals between fixture and T-grid

Optical Shielding

- Inner frosted smooth acrylic lens for uniform illumination
- Outer clear acrylic or polycarbonate lens to protect fixture from water or impact

Compliance

- IC rated for direct insulation contact
- RoHS compliant
- UL Wet Location Listed
- NSF rated; Splash, Non-Food Zone - which is a typical rating for lighting equipment not subjected to direct food contact. (e.g. ceiling mount luminaires). Examples of equipment subjected to direct food contact would be cutting boards, work-tables, mixers, can-openers, other)
- Tested for ISO 5 compliance. ISO3 and ISO4 environments typically employ uni-directional vertical air-flow and a ventilated raised floor to remove airborne particles. Not uncommon for the entire ceiling to be either HEPA or ULPA filters. Filtered air is continually directed downward, passing through the ventilated raised floor, and recirculated - to remove more of the airborne particles than are created. Often, laminar-flow surface mount luminaires are used to illuminate the space. With proper air flow and air exchanges, proper installation, this non-shedding luminaire is acceptable for use in ISO3-9 environments.
- IP65 & 66 rated from below the luminaire/ceiling when specified in the ordering logic
- IK10 tested - outer polycarbonate lens
- BSL1-4 and USP 797/800 compliant with IP66 option. Other options allowed.

Warranty

- Five year limited warranty on LEDs and electrical