

Project		Catalog #		Type	
Prepared by		Notes		Date	



Metalux

Vaportite LED

4' Industrial LED Lamp Vaportite Industrial Refrigerated Case

Typical Applications

Parking Garage • Cold Storage • Canopy • Warehouse • Food Processing • Manufacturing • Complex Environments

Interactive Menu

- Order Information page 2
- Photometric Data page 3
- Product Warranty

Product Certification



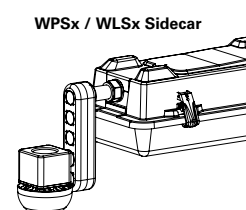
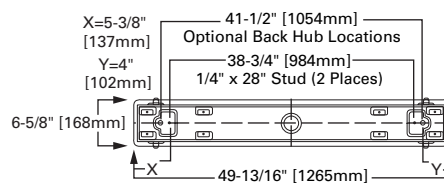
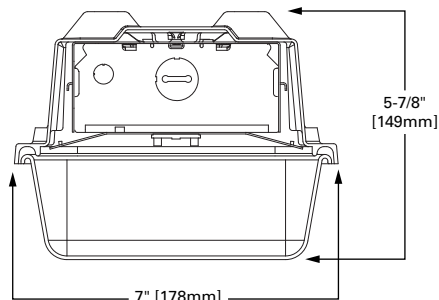
Product Features



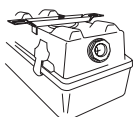
Top Product Features

- 2ft, 4ft, and 8ft Sealed and Gasketed Vaportite
- Lumen packages up to 22K lumens
- High-Performance efficacy up to 150 LPW
- LEDs available in 3000K, 3500K, 4000K and 5000K at 80 CRI
- Rated for -40c to 35c ambient
- Impact protection rating IK06 Lens and IK06 Housing
- Options to meet Build America, Buy America, Buy American and other domestic preference requirements

Dimensional and Mounting Details



Installation Data



MOUNTING BRACKETS
Furnished
Two per 2' and 4' Unit
Four per 8' Unit




OPTIONAL CHAN HANGING SET
(VT2-CHAIN/SET-U)
Includes 6 ft. of chain, 4 large S-Hooks and
4 small S-Hooks
Order One (1) Kit for each 2' or 4' Fixture

Order Information

SAMPLE ORDER NUMBER: **4VT2-LD5-4-DR-UNV-L840-CD1-WL-U**

Domestic Preferences	Series	Lamp Type	LED Lumens Output	Lens	Distribution	Voltage	Remote Emergency Enclosure
Domestic Preferences ⁽¹⁾	Series ⁽²⁾	Lamp Type	LED Lumens Output	Lens	Distribution	Voltage	Remote Emergency Enclosure
[Blank] =Standard BAA =Buy American Act TAA =Trade Agreements Act BABA =Build America Buy America Act	4VT2=4' Vaportite	LD5=LED 5.0	4 =4000 Lumens 6 =6000 Lumens 8 =8000 Lumens 11 =11000 Lumens	DR =Internal Prismatic Lens/15% DR High Impact Additive DR100 =Internal Prismatic Lens/100% DR High Impact Additive FR50 =Frosted Lens/15% DR High Impact Additive ⁽³⁾	[Blank] =Medium (Standard) W =Wide Distribution	347V =347 Volt UNV =Universal Voltage 120-277	EL10W =10-watt, 120-277V emergency battery pack installed ⁽⁴⁾ VT-REM-EL =Remote Emergency Installed, 700 lumens ⁽⁴⁾
Notes (1) Only product configurations with these prefixes are built to be compliant with the Buy American Act of 1933 (BAA) or the Build America Buy America Act (BABA). BABA is the minimum Government compliance requirement for the Build America Buy America standards which is part of the Infrastructure and Investment Jobs Act (IIJA). Individual Government Agencies may have more stringent compliance standards. Please refer to DOMESTIC PREFERENCES website or consult the CLS Domestic Preferences team for more information. Components shipped separately may be separately analyzed under domestic preference requirements.	Notes (2) DesignLights Consortium® Qualified and classified for both DLC Standard and DLC Premium, refer to www.designlights.org for details.			Notes (3) Not available in wide distribution.			Notes (4) EL must specify 120-277V.

CCT	Driver Type	Label	Options	Packaging	Accessories
CCT	Driver Type	Label	Options	Packaging	Accessories (order separately) ⁽⁹⁾
L830 =3000K, LED L835 =3500K, LED L840 =4000K, LED L850 =5000K, LED	CD1 =(1) Dimming Driver CDW1 =(1) Non-programmable Driver, Limited Lumen Packages, 0-10V Dimming (10%-100%) SLTD1 =Fifth Light DALI	WL =Wet Location Label	SSL =Stainless Steel Latches GL =Single Element Fuse TH =(2) Top Watertite Hubs TEH =(2) Top and (2) End Watertite Hubs (all Watertite Hubs have 1/2" Conduit Entry) MS =Damp Listed Motion Sensor, Non-dimming MSWL20 =Wet Listed Motion Sensor, Non-dimming, 20ft max mounting height WPS4 =WaveLinx Wireless Sensor, Sidecar mount, with 1200 sq ft. coverage ⁽⁵⁾ WLS4 =WaveLinx Lite Wireless Sensor, Sidecar mount, 15'-40' Mounting Height ^{(6),(8)} OF1DZ =Leviton 120-277V PIR Occupancy Sensor with integral 0-10V Dimming ^{(7),(8)}	U =Unit Pack	VT2-Chain/Set-U =Chain Hanging Set. Includes 6 ft. of chain, 4 large S-Hooks and 4 small S-Hooks Order One (1) Kit for each 2' or 4' Fixture VT2-SS-MBK =Stainless Steel Mounting Bracket 
			Notes (5) Not available in 11,000 lumen fixture. Not available with 347V, 480V, or UNC. Not available with SLTD option. (6) WaveLinx LITE devices are not currently compatible with the WaveLinx PRO Wireless Area Controller. (7) Available for UNV (for 120V or 277V) only. (8) Configuration of basic and advanced features using the Leviton Smart Sensor App on any Bluetooth-enabled Android or iOS device.		Notes (9) Accessories sold separately will be separately analyzed under domestic preference requirements. Consult factory for further information.

Product Specifications

Construction

- Rugged and durable construction
- Fiberglass housing is reinforced polyester and self-extinguishing (ASTM-D635-74) plastic
- Full metal fixture liner
- Watertight housing
- 1/2" conduit entry at each end of housing (standard) for continuous feed
- Polyurethane gasketing provides a continuous seamless seal for the diffuser lens
- Four sturdy cam latches clamp diffuser tightly for a positive seal between housing, gasketing and diffuser
- Surface or chain mounting
- Impact protection rating IK06 Lens and IK06 Housing

WaveLinx LITE devices are not currently compatible with the WaveLinx PRO Wireless Area Controller

Electrical

- Long-Life LED system coupled with electrical driver for optimal performance
- LED's available in 3000K, 3500K, 4000K and 5000K with a CRI ≥ 80
- Projected life is 60,000 hours at 91% lumen output
- Electronic drivers are available for 120-277V applications
- 0-10V dimming control (standard)
- Operating temperature of -40°C to 35°C; Ideal for cold storage environments

Lens

- High-impact diffuser lens
- Internal Prismatic Lens with 15% DR High Impact Additive (DR) or Internal Prismatic Lens with 100% DR High Impact Additive (DR100)
- Frosted Lens with 15% DR High Impact Additive (FR50) option

Finish

- Housing is permanent pearl gray color

Warranty

- Five-year limited warranty

Compliance

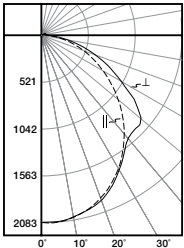
- UL/cUL listed for Wet location
- RoHS compliant
- LED modules comply with IESNA LM-79 and LM-80 standards
- NSF listed
- DesignLights Consortium® Qualified and classified for both DLC Standard and DLC Premium (refer to [www.designlights.org](#) for details)
- The VT2 Series ratings apply to Horizontal Mounting only

BABA Domestic Preference Compliance

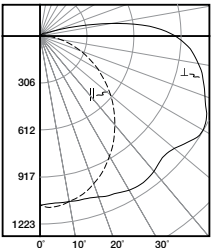
- This Cooper product is manufactured in the US and meets the BABA cost of components rule. To verify a configured product with specific accessories and options meets BABA Domestic Preference Requirements; submit this catalog number to Cooper Lighting Quotation team for validation by our Engineering and Manufacturing teams. Our BABA designation is based on the minimum compliance requirement for BABA. Individual Government Agencies may have more stringent compliance standards. Please refer to the [DOMESTIC PREFERENCES](#) website or consult the CLS Domestic Preferences team for more information. Components shipped separately may be separately analyzed under domestic preference requirements.

Photometric Data

 [View IES files](#)



4VT2-LD5-6-DR-UNV-L840-CD1-WL-U
Electronic Driver
Linear LED 4000K
Spacing criterion: (II) 1.21 x mounting height,
(⊥) 1.22 x mounting height
Lumens: 6197
Input Watts: 50.6W
Efficacy: 122.5 lm/W
Test Report:
4VT2-LD5-6-DR-UNV-L840-CD1-WL-U.IES



4VT2-LD5-6-DR-W-UNV-L840-CD1-WL-U
Electronic Driver
Linear LED 4000K
Spacing criterion: (II) 1.22 x mounting height,
(⊥) 1.6 x mounting height
Lumens: 5931
Input Watts: 50.6W
Efficacy: 117.2 lm/W
Test Report:
4VT2-LD5-6-DR-W-UNV-L840-CD1-WL-U.IES

Energy and Performance Data

Lumen Maintenance

Ambient Temperature	TM-21 Lumen Maintenance (60,000 hours)	Theoretical L70 (Hours)
25°C	> 91%	> 237,000

Shipping Data

Catalog No.	Wt.
4VT2-LD5	18 lbs.

IK Rating

VT2	IK Rating
Lens	IK06
Housing	IK06

Input Watts:

4VT2-LD5-4 (4,000 lumens)=30W
4VT2-LD5-6 (6,000 lumens)=51W
4VT2-LD5-8 (8,000 lumens)=58W
4VT2-LD5-11 (11,000 lumens)=82W